



IHF Women's Youth (18) World Championship

North Macedonia (Skopje)

Final Round, 17-20. place



Match Team Statistics

Match No. 88

Faroe Islands 23 - 36 Spain

(11 - 19) (12 - 17)

7.8.2022. 20:00

Attendance: 81

Sport Centre Jane Sandanski

Hall 2

Referees: Davor Loncar (CRO) / Zoran Loncar (CRO)

Faroe Islands

Players		Goals / shots									Attack					Def.			Penalties				TP		
#	Surname and name	S	Tot.	%	9m	6m	Wing	7m	FB	Brk.	LD	As.	PC	E7	E2	TF	St.	C7	Blk	YC	2m	R		B	
1	ARNGRIMSDOTTIR MÜLLER Silja	S																							58:03
2	EGHOLM Karin	S	4/6	67			4/6									1	1								42:13
4	ROYSDOTTIR Inga Maria		1/2	50			0/1			1/1								1							17:47
5	OLIVIA HEDINSDOTTIR Silja		0/1	0			0/1																		28:59
7	PÁLSDÓTTIR NÓLSONY Maria		3/7	43	0/1			1/1	1/1	1/4		1	4		3	1	1								34:22
8	FRANKSDÓTTIR JOENSEN Bjork	S	0/2	0	0/1					0/1		2		1				1							31:12
9	SIGRUNARDÓTTIR MIKKELSEN Sára		1/2	50		0/1				1/1							2	1				1			11:03
10	MOHR Lea	S	1/2	50			1/2																		30:00
11	ARGE Lukka	S	6/8	75				4/5		1/2	1/1						2	1							32:41
12	KAAS MICHELSESN Simona																								1:28
13	JOENSEN Inga Maria		3/4	75						2/2	1/2		2	2	1	4	2								29:49
14	SIGRUNARDÓTTIR MIKKELSEN Anna																	1			1				7:17
18	HALSDOTTIR WEYHE Anna Elisabeth	S	2/3	67	0/1					2/2		2	2	3	1	8	1								46:31
19	HAMMER Barbara	S	0/2	0		0/2										1	1				1				33:14
33	JAKOBSDÓTTIR DALSGARD Hanna		1/2	50	1/1					0/1						1						1			6:06
99	HEINESEN Karina Debes		1/1	100		1/1																			9:15
Team / bench																									
UKUPNO			23/42	55	1/4	1/4	5/10	5/6	1/1	8/14	2/3	5	8	6	5	20	4	7	0	0	4	0	0		

Goalkeepers		Saves / shots								
#	Surname and name	Tot.	%	9m	6m	Wing	7m	FB	Brk.	LD
1	ARNGRIMSDOTTIR MÜLLER Silja	10/40	25	3/9	0/6	2/3	0/5	1/4	4/13	
12	KAAS MICHELSESN Simona	1/7	14			0/2	0/2		1/3	
TOTAL		11/47	23	3/9	0/6	2/5	0/7	1/4	5/16	0/0

Coach: Simon Olsen

Number of attacks: 62, Efficiency: 37%, Average Duration: 29.66 seconds

Attack by type of defense

	Shots	9m	6m	Wing	TF	E7	E2
On def. 6-0	13/25	1/4	1/3	4/6	9	5	2
On def. 5-1	2/7	0/0	0/1	1/4	11	1	3
Fastbreak	1/1				0	0	0

Defense by type

	Total	9m	6m	Wing	Stl.	C7	2m
Def. 6-0	26/45	6/12	6/6	3/6	4	7	4
Fastbreak	3/6				0	0	0

Attack with superiority / minority / goalkeeper out

	Attack				Reaction		
	Att.	Eff.	Shots	TF	FB	LD	Tot.
6 on 6 (GK out)	4	50%	2/3	1	0/0	0/0	0/0
5 on 5 (GK out)	1	0%	0/0	1	0/0	0/0	0/0
6 on 6	45	36%	16/30	15			
6 on 5	10	40%	4/7	3			
5 on 6	1	0%	0/1	0			
5 on 5	1	100%	1/1	0			

Player superiority / GK out counted at the end of attack (in case it changes during attack)

Defense with superiority / minority / goalkeeper out

	Attack				Reaction		
	Att.	Eff.	Shots	TF	FB	LD	Tot.
7 on 6 (GK out)	1	0%	0/1	0	0/0	0/0	0/0
6 on 6 (GK out)	7	29%	2/7	0	0/0	2/2	2/2
6 on 6	46	65%	30/40	6			
5 on 6	1	0%	0/0	1			
6 on 5 (GK out)	1	100%	1/1	0	0/0	0/0	0/0
6 on 5	5	40%	2/3	2			
6 on 4	1	100%	1/1	0			

Numbers show attacking numbers of opponent. Lower efficiency of opponent means better defense of this team

Jersey number Tot. Total shooting 6m 6m (line) shooting 9m 9m shooting Wng Wing shooting FB Fastbreak sh. 7m 7m penalty sh.
 Brk. Breakthrough sh. LD Long distance sh. As. Assists PC Pass clear chance E7 Earned 7m pen. TF Technical faults St. Steals
 2m 2m punishments C7. Committed 7m E2 Earned 2m pun. YC. Yellow cards R/B Red/Blue cards Blk. Blocks S Starting Line-up



IHF Women's Youth (18) World Championship

North Macedonia (Skopje)

Final Round, 17-20. place



Match Team Statistics

Match No. 88

Faroe Islands 23 - 36 Spain

(11 - 19) (12 - 17)

7.8.2022. 20:00

Attendance: 81

Sport Centre Jane Sandanski

Hall 2

Referees: Davor Loncar (CRO) / Zoran Loncar (CRO)

Shot distribution by player

2 K. Egholm

		1/1
	0/1	
	0/1	1/1

2/2 lob

4 I. Roysdottir

		0/1

1/1 lob

5 S. Olivia Hedinsdottir

		0/1

7 M. PálsdóttirNólsoy

	1/1	1/1
1/1	0/1	0/1

1 post 1 miss.

8 B. Franksdóttir Joensen

		0/1

1 miss.

9 S. Sigrunardóttir Mikkelsen

1/1		

1 miss.

10 L. Mohr

0/1		
		1/1

11 L. Arge

1/1		1/1
1/1	2/3	
		1/1

1 miss.

13 I. Joensen

1/1		
	1/1	
	1/1	

1 miss.

14 A. Sigrunardóttir Mikkelsen

18 A. HalsdóttirWeyhe

1/1		1/1

1 miss.

19 B. Hammer

0/1		0/1

33 H. Jakobsdóttir Dalsgard

		1/1
	0/1	

99 K. Heinesen

		1/1

TOTAL

2/3	1/1	5/6
2/2	3/6	0/2
2/3	1/3	4/6

1 post 6 miss. 3/3 lob

Saves distribution goalkeepers

1 S. Arngrimsdottir Müller

2/8	2/2	2/9
2/5	1/2	0/2
0/6	1/2	0/1

12 S. Kaas Michelsen

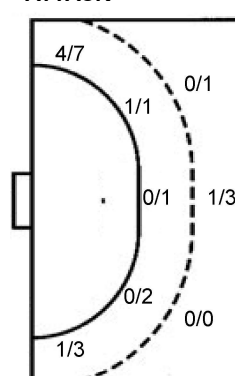
1/1	0/1	0/4
0/1		

TOTAL

3/9	2/3	2/13
2/5	1/2	0/2
0/7	1/2	0/1

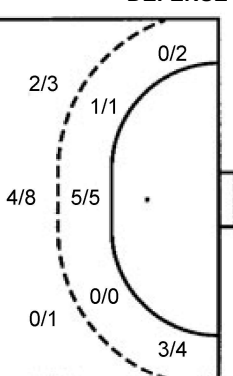
Shots by position

ATTACK



7m penalties 5/6
Fastbreak 1/1
Breakthrough 8/14
Long dist. 2/3

DEFENSE



7m penalties 7/7
Fastbreak 3/6
Breakthrough 11/21
Long dist. 0/1

Shooting statistics

Position	Goals	Sav.	Miss.	Post	Blk.	Total	%
Back (9m)	1	1	1	1	0	4	25
Line (6m)	1	2	1	0	0	4	25
Wing	5	5	0	0	0	10	50
7m penalties	5	0	1	0	0	6	83
Fastbreak	1	0	0	0	0	1	100
Breakthrough	8	4	2	0	0	14	57
Total	21	12	5	1	0	39	54

Jersey number Tot. Total shooting 6m 6m (line) shooting 9m 9m shooting Wng Wing shooting FB Fastbreak sh. 7m 7m penalty sh.
Brk. Breakthrough sh. LD Long distance sh. As. Assists PC Pass clear chance E7 Earned 7m pen. TF Technical faults St. Steals
2m 2m punishments C7. Committed 7m E2 Earned 2m pun. YC. Yellow cards R/B Red/Blue cards Blk. Blocks S Starting Line-up

Handball statistics and livescore by Toma-soft ltd (www.toma-soft.hr)



IHF Women's Youth (18) World Championship

North Macedonia (Skopje)

Final Round, 17-20. place



Match Team Statistics

Match No. 88

Faroe Islands 23 - 36 Spain

(11 - 19) (12 - 17)

7.8.2022. 20:00

Attendance: 81

Sport Centre Jane Sandanski

Hall 2

Referees: Davor Loncar (CRO) / Zoran Loncar (CRO)

Spain

#	Surname and name	S	Goals / shots								Attack				Def.			Penalties			TP			
			Tot.	%	9m	6m	Wing	7m	FB	Brk.	LD	As.	PC	E7	E2	TF	St.	C7	Blk	YC		2m	R	B
1	SUAREZ SANCHEZ Andrea	S																						23:47
2	TCHAPTCHET DJUISSIE Lyndie	S	1/1	100						1/1													1	42:05
4	RUBIO WITTICH Vanesa		1/2	50						1/2							1						1	4:45
5	PEREZ BARTOLOME Paula	S	5/5	100		5/5							1	1	1								1	41:34
6	BENITEZ NARVAEZ Blanca	S	5/8	63	0/1			3/3		2/4		4	1	2	2	1								32:19
7	SOMAZA BOSCH Ester	S	6/11	55	6/9					0/2		1				2	1	1						36:00
8	POLES OLUCHA Eider	S	5/7	71				3/3		2/4		1		1		1	1	1					1	35:11
9	TORT NET Alba		1/3	33	0/1				0/1	1/1		1												16:46
10	LAGUNA ARANDA Lucia		1/1	100				1/1						1			1							29:50
11	MORENTIN ALIAGA Uxue		4/4	100		1/1	1/1		2/2															32:37
12	MINGUEZ GARCIA Sabina		0/1	0																				32:52
13	MARTIN-BURO SANCHEZ Esther		3/7	43					0/1	3/6		1		2		2	3	1						30:59
15	MANTEROLA LEUNDA Ugazi		3/5	60				2/3		1/2								1						24:57
16	GARATE AQUIZU Miren	S	1/3	33	0/1		0/1			1/1		1	1			1		1					1	32:28
17	COBO VILLANUEVA Maria		0/1	0			0/1									1								3:50
Team / bench																								
UKUPNO			36/59	61	6/12	6/6	3/6	7/7	3/6	11/21	0/1	10	2	7	3	9	6	6	0	0	5	0	0	

#	Surname and name	Saves / shots								
		Tot.	%	9m	6m	Wing	7m	FB	Brk.	LD
1	SUAREZ SANCHEZ Andrea	6/16	38	1/1	1/1	2/5	0/2	0/1	2/6	
12	MINGUEZ GARCIA Sabina	6/17	35	0/1	1/2	3/5	0/3		2/6	
TOTAL		12/33	36	1/2	2/3	5/10	0/5	1/1	4/12	0/0

Coach: Pablo Perea Villena

Number of attacks: 62, Efficiency: 58%, Average Duration: 29.30 seconds

Attack by type of defense

	Shots	9m	6m	Wing	TF	E7	E2
On def. 6-0	26/45	6/12	6/6	3/6	9	7	3
Fastbreak	3/6				0	0	0

Defense by type

	Total	9m	6m	Wing	Stl.	C7	2m
Def. 6-0	13/25	1/4	1/3	4/6	5	5	2
Def. 5-1	2/7	0/0	0/1	1/4	1	1	3
Fastbreak	1/1				0	0	0

Attack with superiority / minority / goalkeeper out

	Attack				Reaction		
	Att.	Eff.	Shots	TF	FB	LD	Tot.
7 on 6 (GK out)	1	0%	0/1	0	0/0	0/0	0/0
6 on 6 (GK out)	7	29%	2/7	0	0/0	2/2	2/2
6 on 6	46	65%	30/40	6			
5 on 6	1	0%	0/0	1			
6 on 5 (GK out)	1	100%	1/1	0	0/0	0/0	0/0
6 on 5	5	40%	2/3	2			
6 on 4	1	100%	1/1	0			

Player superiority / GK out counted at the end of attack (in case it changes during attack)

Defense with superiority / minority / goalkeeper out

	Attack				Reaction		
	Att.	Eff.	Shots	TF	FB	LD	Tot.
6 on 6 (GK out)	4	50%	2/3	1	0/0	0/0	0/0
5 on 5 (GK out)	1	0%	0/0	1	0/0	0/0	0/0
6 on 6	45	36%	16/30	15			
6 on 5	10	40%	4/7	3			
5 on 6	1	0%	0/1	0			
5 on 5	1	100%	1/1	0			

Numbers show attacking numbers of opponent. Lower efficiency of opponent means better defense of this team

Jersey number Tot. Total shooting 6m 6m (line) shooting 9m 9m shooting Wng Wing shooting FB Fastbreak sh. 7m 7m penalty sh.
 Brk. Breakthrough sh. LD Long distance sh. As. Assists PC Pass clear chance E7 Earned 7m pen. TF Technical faults St. Steals
 2m 2m punishments C7. Committed 7m E2 Earned 2m pun. YC. Yellow cards R/B Red/Blue cards Blk. Blocks S Starting Line-up



IHF Women's Youth (18) World Championship

North Macedonia (Skopje)

Final Round, 17-20. place



Match Team Statistics

Match No. 88

Faroe Islands 23 - 36 Spain

(11 - 19) (12 - 17)

7.8.2022. 20:00

Attendance: 81

Sport Centre Jane Sandanski

Hall 2

Referees: Davor Loncar (CRO) / Zoran Loncar (CRO)

Shot distribution by player

2 L. TchaptchetDjuissie

		1/1

4 V. Rubio Wittich

	1/1	

1 post

5 P. Perez Bartolome

		2/2
1/1		

2/2 lob

6 B. Benitez Narvaez

	0/1	3/3
1/2		
1/1		

1 miss.

7 E. Somaza Bosch

2/2		2/2
1/1	1/1	

4 post 1 miss.

8 E. Poles Olucha

1/1	0/1	
1/2		1/1
2/2		

9 A. Tort Net

		1/1
	0/1	

1 post

10 L. Laguna Aranda

		1/1

11 U. Morentin Aliaga

		1/1
2/2		

1/1 lob

13 E. Martin-Buro Sanchez

2/3		0/1
	1/1	

2 post

15 U. Manterola Leunda

1/1		1/2
	0/1	
1/1		

16 M. Garate Aquizu

0/1		1/1

1 miss.

17 M. Cobo Villanueva

0/1		

TOTAL

6/9	1/3	11/13
3/5	1/2	2/2
7/7	1/2	1/1

8 post 3 miss. 3/3 lob

Saves distribution goalkeepers

1 A. Suarez Sanchez

1/2		0/3
0/1	2/4	1/1
0/1	1/1	1/4

12 S. Minguez Garcia

0/1	0/1	1/3
0/1	1/2	1/1
1/2	1/2	1/2

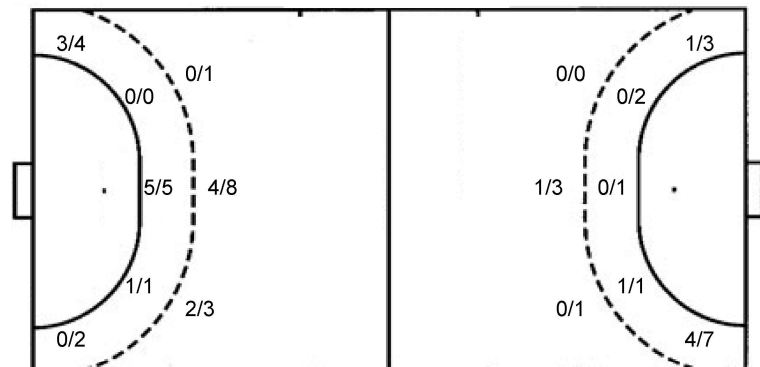
TOTAL

1/3	0/1	1/6
0/2	3/6	2/2
1/3	2/3	2/6

Shots by position

ATTACK

DEFENSE



Shooting statistics

Position	Goals	Sav.	Miss.	Post	Blk.	Total	%
Back (9m)	6	3	1	2	0	12	50
Line (6m)	6	0	0	0	0	6	100
Wing	3	2	1	0	0	6	50
7m penalties	7	0	0	0	0	7	100
Fastbreak	3	1	0	2	0	6	50
Breakthrough	11	5	1	4	0	21	52
Total	36	11	3	8	0	58	62

7m penalties 7/7
Fastbreak 3/6
Breakthrough 11/21
Long dist. 0/1

7m penalties 5/6
Fastbreak 1/1
Breakthrough 8/14
Long dist. 2/3

Jersey number Tot. Total shooting 6m 6m (line) shooting 9m 9m shooting Wng Wing shooting FB Fastbreak sh. 7m 7m penalty sh.
Brk. Breakthrough sh. LD Long distance sh. As. Assists PC Pass clear chance E7 Earned 7m pen. TF Technical faults St. Steals
2m 2m punishments C7. Committed 7m E2 Earned 2m pun. YC. Yellow cards R/B Red/Blue cards Blk. Blocks S Starting Line-up

Handball statistics and livescore by Toma-soft ltd (www.toma-soft.hr)



IHF Women's Youth (18) World Championship

North Macedonia (Skopje)

Final Round, 17-20. place



Match Team Statistics

Match No. 88

Faroe Islands 23 - 36 Spain

(11 - 19) (12 - 17)

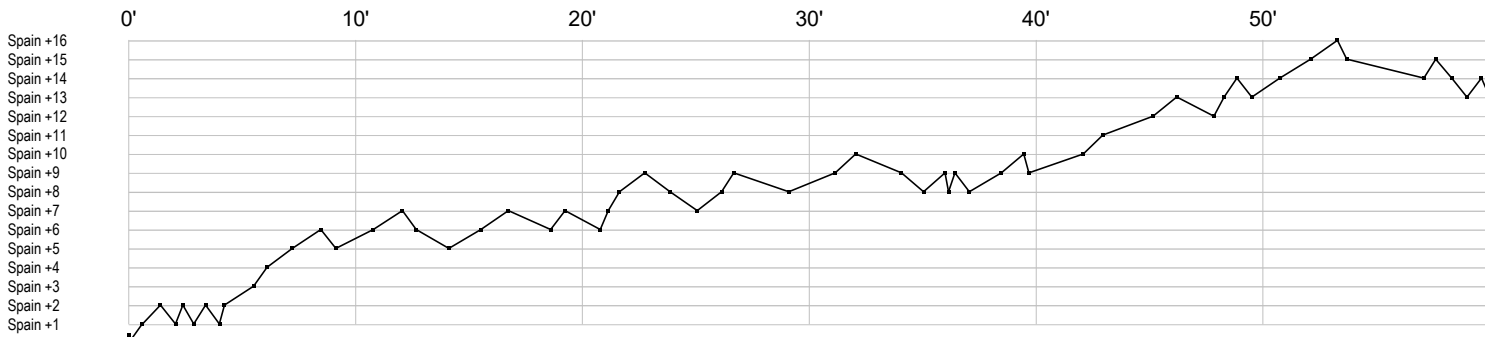
7.8.2022. 20:00

Attendance: 81

Sport Centre Jane Sandanski

Hall 2

Referees: Davor Loncar (CRO) / Zoran Loncar (CRO)



Faroe Islands

1 Arngrimsdóttir	r r r r r s r r r r	r r s	r r r	r r r	s s r r s s	r r	s r r	s r r	r r s r r	r r s	
2 Egholm K		g	t		g	b	f		g	fg	
4 Roysdóttir I									f	c	g
5 Olvía									f		
7 Pálsdóttir	p	p	f	t					c	f	g
8 Franksdóttir	a	f	e	c	a		f				
9 Sigrunardóttir		c	f						t	t	g
10 Mohr L	f						g				
11 Arge L											
12 Kaas											
13 Joensen I									t	g	g
14 Sigrunardóttir											
18 Halsdóttir	g	g	p	t	e	e	a	c	t		t
19 Hammer B		f									
33 Jakobsdóttir											
99 Heinesen K											

Spain

1 Suarez	s	r	r	r	s	r		r	r		s	r	s	r	s	s	r	r	a	r	
2 Tchapchet																					2
4 Rubio Wittich																					f
5 Perez	g																				2
6 Benitez	a																				
7 Somaza	g	g																			
8 Poles Olucha																					
9 Tort Net A																					
10 Laguna																					
11 Morentin																					
12 Minguez																					
13 Martin-Buro																					
15 Manterola																					
16 Garate Aquizu	g																				
17 Cobo																					

In game	g	Goal scored	f	Missed shot	a	Assist	t	Technical faults	b	Steal
2 2min suspension	e	Eearned 7m	c	Committed 7m	y	Yellow card	r	Red Card	k	Blue card
i Eearned 2min.	x	Block	4	4min suspension	p	Pass for clear chance	s	Saved shot	r	Received goal