



IHF Women's Youth (18) World Championship

North Macedonia (Skopje)

Final Round, Quarterfinals



Match Team Statistics

Match No. 85

Iceland 26 - 27 Netherlands

(12 - 15) (14 - 12)

7.8.2022. 18:15

Attendance: 150

Sport Centre Boris Trajkovski

Referees: Kristof Altmar (HUN) / Marton Horvath (HUN)

Iceland

#	Surname and name	S	Goals / shots								Attack					Def.			Penalties			TP						
			Tot.	%	9m	6m	Wing	7m	FB	Brk.	LD	As.	PC	E7	E2	TF	St.	C7	Blk	YC	2m		R	B				
2	THORKEÐSÐÓTTIR Elin Klara	S	3/5	60	1/3						2/2				2	1	3	1	5									52:25
3	ODDSÐÓTTIR HAGALÍN Alfa Brá	S	1/1	100							1/1				1	1	1	1	3			2						28:43
4	BENEÐIKTSÐÓTTIR Brynja Katrín																											5:25
5	TRAUSTADÓTTIR Tinna Sigurrós	S	6/11	55	0/4					1/1	5/6						2	1	7				1					55:10
6	ÁSMUNDSÐÓTTIR Katrín Anna	S	6/6	100				1/1		3/3	2/2					1	1	1	2									54:50
7	JÓNSÐÓTTIR Hildur Lilja																											
8	JÓHANNSÐÓTTIR Inga Dís		0/3	0	0/3									1				4				1						44:02
10	MELSTED BJÖRGVINSÐÓTTIR Thelma																											34:57
11	GUDMUNDSÐÓTTIR Rakef Oddny		0/1	0			0/1																					13:04
12	BJARNASEN Ethel Gyða	S																										59:23
16	BRYNJARSDÓTTIR Ingunn María																											
17	RICHARDSÐÓTTIR Sara Dröfn		0/1	0			0/1																					4:19
18	ÁGÚSTSDÓTTIR Lilja	S	10/11	91	0/1		1/1	8/8	1/1						1			2	1									53:58
19	STEINDÓRSÐÓTTIR Embla	S														1												13:44
29	SIGSTEINSÐÓTTIR Sonja Lind																											
Team / bench																							1					
UKUPNO			26/39	67	1/11	0/0	2/4	8/8	5/5	10/11	0/0				4	3	8	4	22	3	0	3		2	0	0	0	

#	Surname and name	Saves / shots								
		Tot.	%	9m	6m	Wing	7m	FB	Brk.	LD
12	BJARNASEN Ethel Gyða	14/41	34	7/17	0/3	6/11		1/5	0/5	
16	BRYNJARSDÓTTIR Ingunn María									
TOTAL		14/41	34	7/17	0/3	6/11	0/0	1/5	0/5	0/0

Coach: Ágúst Þór Jóhannsson

Number of attacks: 57, Efficiency: 46%, Average Duration: 37.02 seconds

Attack by type of defense

	Shots	9m	6m	Wing	TF	E7	E2
On def. 6-0	13/26	1/11	0/0	2/4	22	8	4
Fastbreak	5/5				0	0	0

Defense by type

	Total	9m	6m	Wing	Stl.	C7	2m
Def. 6-0	13/26	6/16	0/0	4/7	2	0	0
Def. 5-1	10/16	4/5	3/3	1/6	1	0	0
Fastbreak	4/5				0	0	0

Attack with superiority / minority / goalkeeper out

	Attack				Reaction		
	Att.	Eff.	Shots	TF	FB	LD	Tot.
7 on 6 (GK out)	1	0%	0/0	1	0/0	0/1	0/1
6 on 6	46	37%	17/25	21			
6 on 5	10	90%	9/10	0			

Player superiority / GK out counted at the end of attack (in case it changes during attack)

Defense with superiority / minority / goalkeeper out

	Attack				Reaction		
	Att.	Eff.	Shots	TF	FB	LD	Tot.
7 on 6 (GK out)	2	100%	2/2	0	0/0	0/0	0/0
6 on 6 (GK out)	1	0%	0/0	1	0/0	0/0	0/0
6 on 6	48	46%	22/39	9			
5 on 6	5	60%	3/4	1			

Numbers show attacking numbers of opponent. Lower efficiency of opponent means better defense of this team

Jersey number Tot. Total shooting 6m 6m (line) shooting 9m 9m shooting Wng Wing shooting FB Fastbreak sh. 7m 7m penalty sh.
 Brk. Breakthrough sh. LD Long distance sh. As. Assists PC Pass clear chance E7 Earned 7m pen. TF Technical faults St. Steals
 2m 2m punishments C7. Committed 7m E2 Earned 2m pun. YC. Yellow cards R/B Red/Blue cards Blk. Blocks S Starting Line-up

Handball statistics and livescore by Toma-soft ltd (www.toma-soft.hr)



IHF Women's Youth (18) World Championship

North Macedonia (Skopje)

Final Round, Quarterfinals



Match Team Statistics

Match No. 85

Iceland 26 - 27 Netherlands

(12 - 15) (14 - 12)

7.8.2022. 18:15

Attendance: 150

Sport Centre Boris Trajkovski

Referees: Kristof Altmar (HUN) / Marton Horvath (HUN)

Shot distribution by player

2 E. Thorkelsdóttir

		0/1
1/1	0/1	1/1
1/1		

3 A. OddsdóttirHagalín

		1/1

4 B. Benediktsdóttir

5 T. Traustadóttir

		1/1
5/6		0/1

1 miss. 2 block

6 K. Ásmundsdóttir

4/4		
1/1		
	1/1	

7 H. Jónsdóttir

8 I. Jóhannsdóttir

		0/1

1 miss. 1 block

10 T. Melsted Björgvinsdóttir

11 R. Guðmundsdóttir

0/1		

17 S. Richardsdóttir

		0/1

18 L. Ágústsdóttir

3/3		1/1
2/2		1/1
		3/3

1 block

19 E. Steindórsdóttir

29 S. Sigsteinsdóttir

TOTAL

7/7		2/3
9/11	0/1	3/6
1/1	1/1	3/3

2 miss. 4 block

Saves distribution goalkeepers

12 E. Bjarnasen

0/9	3/3	0/6
2/4	5/5	2/5
1/4	0/1	1/4

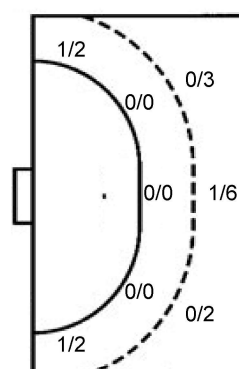
16 I. Brynjarsdóttir

TOTAL

0/9	3/3	0/6
2/4	5/5	2/5
1/4	0/1	1/4

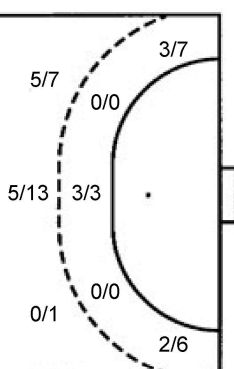
Shots by position

ATTACK



7m penalties 8/8
Fastbreak 5/5
Breakthrough 10/11
Long dist. 0/0

DEFENSE



7m penalties 0/0
Fastbreak 4/5
Breakthrough 5/5
Long dist. 0/1

Shooting statistics

Position	Goals	Sav.	Miss.	Post	Blk.	Total	%
Back (9m)	1	4	2	0	4	11	9
Line (6m)	0	0	0	0	0	0	0
Wing	2	2	0	0	0	4	50
7m penalties	8	0	0	0	0	8	100
Fastbreak	5	0	0	0	0	5	100
Breakthrough	10	1	0	0	0	11	91
Total	26	7	2	0	4	39	67

Jersey number Tot. Total shooting 6m 6m (line) shooting 9m 9m shooting Wng Wing shooting FB Fastbreak sh. 7m 7m penalty sh.
Brk. Breakthrough sh. LD Long distance sh. As. Assists PC Pass clear chance E7 Earned 7m pen. TF Technical faults St. Steals
2m 2m punishments C7. Committed 7m E2 Earned 2m pun. YC. Yellow cards R/B Red/Blue cards Blk. Blocks S Starting Line-up

Handball statistics and livescore by Toma-soft ltd (www.toma-soft.hr)



IHF Women's Youth (18) World Championship

North Macedonia (Skopje)

Final Round, Quarterfinals



Match Team Statistics

Match No. 85

Iceland 26 - 27 Netherlands

(12 - 15) (14 - 12)

7.8.2022. 18:15

Attendance: 150

Sport Centre Boris Trajkovski

Referees: Kristof Altmar (HUN) / Marton Horvath (HUN)

Netherlands

Players		Goals / shots									Attack				Def.			Penalties			TP					
#	Surname and name	S	Tot.	%	9m	6m	Wing	7m	FB	Brk.	LD	As.	PC	E7	E2	TF	St.	C7	Blk	YC	2m	R	B			
1	VAN DER VORST Nikki																								0:39	
2	SCHANSSEMA Bianca	S	0/1	0							0/1														56:12	
5	VAN DER HELM Judith		1/2	50	0/1	1/1										2	2	1	1						36:53	
7	KNIJN Roos																									
8	STEIJNS Veerle		3/6	50			1/4		2/2																22:54	
9	BAKKER Donna	S	1/4	25			1/3		0/1																36:34	
10	STADENS Romy		1/3	33			1/3																		20:57	
11	LUCHIES Daphne		6/8	75	5/7					1/1		4	2			2	1								33:00	
12	VAN VLIET Lois	S	3/4	75			2/3		1/1								1								35:55	
14	VAN MAURIK Alieke		4/7	57	0/3	1/1			1/1	2/2		5	5			4	2								59:29	
15	HOLTMAN Lynn	S	1/1	100	1/1							1	1			1	1	1				1			21:47	
16	IN DE BRAEKT Nomi	S																							18:27	
20	LOY Jalisha	S	2/5	40	0/3					2/2		1				2		2	1						14:40	
21	MAARSCHALKERWEERD Romée	S	1/1	100		1/1												3	1			2			48:49	
23	ALDERDEN Rozemarijn		4/6	67	4/6													1	1			1			13:44	
27	VAN KATWIJK Minke																									
	Team / bench																									
	UKUPNO		27/48	56	10/21	3/3	5/13	0/0	4/5	5/5	0/1	11	9	0	0	11	7	8	4	0	4	0	0			

Goalkeepers		Saves / shots								
#	Surname and name	Tot.	%	9m	6m	Wing	7m	FB	Brk.	LD
1	VAN DER VORST Nikki	0/4	0				0/3	0/1		
2	SCHANSSEMA Bianca	7/29	24	4/5		2/4	0/5	0/4	1/11	
	TOTAL	7/33	21	4/5	0/0	2/4	0/8	1/5	1/11	0/0

Coach: Ricardo Clarijs

Number of attacks: 56, Efficiency: 48%, Average Duration: 26.46 seconds

Attack by type of defense

	Shots	9m	6m	Wing	TF	E7	E2
On def. 6-0	13/26	6/16	0/0	4/7	5	0	0
On def. 5-1	10/16	4/5	3/3	1/6	6	0	0
Fastbreak	4/5				0	0	0

Defense by type

	Total	9m	6m	Wing	Stl.	C7	2m
Def. 6-0	13/26	1/11	0/0	2/4	7	8	4
Fastbreak	5/5				0	0	0

Attack with superiority / minority / goalkeeper out

	Attack				Reaction		
	Att.	Eff.	Shots	TF	FB	LD	Tot.
7 on 6 (GK out)	2	100%	2/2	0	0/0	0/0	0/0
6 on 6 (GK out)	1	0%	0/0	1	0/0	0/0	0/0
6 on 6	48	46%	22/39	9			
5 on 6	5	60%	3/4	1			

Player superiority / GK out counted at the end of attack (in case it changes during attack)

Defense with superiority / minority / goalkeeper out

	Attack				Reaction		
	Att.	Eff.	Shots	TF	FB	LD	Tot.
7 on 6 (GK out)	1	0%	0/0	1	0/0	0/1	0/1
6 on 6	46	37%	17/25	21			
6 on 5	10	90%	9/10	0			

Numbers show attacking numbers of opponent. Lower efficiency of opponent means better defense of this team

Jersey number Tot. Total shooting 6m 6m (line) shooting 9m 9m shooting Wng Wing shooting FB Fastbreak sh. 7m 7m penalty sh.
 Brk. Breakthrough sh. LD Long distance sh. As. Assists PC Pass clear chance E7 Earned 7m pen. TF Technical faults St. Steals
 2m 2m punishments C7. Committed 7m E2 Earned 2m pun. YC. Yellow cards R/B Red/Blue cards Blk. Blocks S Starting Line-up

Handball statistics and livescore by Toma-soft ltd (www.toma-soft.hr)



IHF Women's Youth (18) World Championship

North Macedonia (Skopje)

Final Round, Quarterfinals



Match Team Statistics

Match No. 85

Iceland 26 - 27 Netherlands

(12 - 15) (14 - 12)

7.8.2022. 18:15

Attendance: 150

Sport Centre Boris Trajkovski

Referees: Kristof Altmar (HUN) / Marton Horvath (HUN)

Shot distribution by player

5 J. Van Der Helm

1/1		

1 block

7 R. Knijn

8 V. Steijns

		3/3
0/1	0/1	
0/1		

9 D. Bakker

1/1		
0/1	0/1	

1 miss.

10 R. Stadens

1/1		
		0/1

1 post

11 D. Luchies

	0/1	1/1
		1/1
1/1	1/1	2/2

1 post

12 L. Van Vliet

2/2	0/1	1/1

14 A. Van Maurik

2/2	0/1	
	0/1	1/2
		1/1

15 L. Holtman

1/1		

16 N. In De Braekt

20 J. Loy

1/1		
	0/1	0/1
1/1		

1 block

21 R. Maarschalkerweerd

1/1		

23 R. Alderden

2/2		1/1
	0/1	1/1

1 block

27 M. Van Katwijk

TOTAL

9/9	0/3	6/6
2/4	0/5	3/5
3/4	1/1	3/4

2 post 1 miss. 3 block

Saves distribution goalkeepers

1 N. Van Der Vorst

0/1		0/1
0/1		0/1

2 B. Schanssema

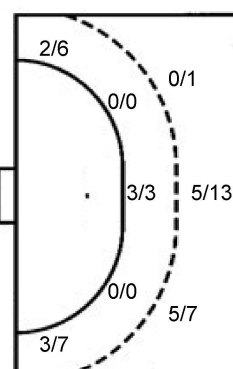
0/6		1/2
2/10	1/1	3/5
0/1	0/1	0/3

TOTAL

0/7		1/3
2/11	1/1	3/6
0/1	0/1	0/3

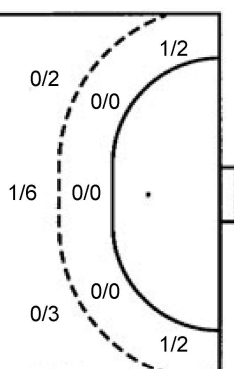
Shots by position

ATTACK



7m penalties 0/0
Fastbreak 4/5
Breakthrough 5/5
Long dist. 0/1

DEFENSE



7m penalties 8/8
Fastbreak 5/5
Breakthrough 10/11
Long dist. 0/0

Shooting statistics

Position	Goals	Sav.	Miss.	Post	Blk.	Total	%
Back (9m)	10	7	0	1	3	21	48
Line (6m)	3	0	0	0	0	3	100
Wing	5	6	1	1	0	13	38
7m penalties	0	0	0	0	0	0	0
Fastbreak	4	1	0	0	0	5	80
Breakthrough	5	0	0	0	0	5	100
Total	27	14	1	2	3	47	57

Jersey number Tot. Total shooting 6m 6m (line) shooting 9m 9m shooting Wng Wing shooting FB Fastbreak sh. 7m 7m penalty sh.
Brk. Breakthrough sh. LD Long distance sh. As. Assists PC Pass clear chance E7 Earned 7m pen. TF Technical faults St. Steals
2m 2m punishments C7. Committed 7m E2 Earned 2m pun. YC. Yellow cards R/B Red/Blue cards Blk. Blocks S Starting Line-up

Handball statistics and livescore by Toma-soft ltd (www.toma-soft.hr)



IHF Women's Youth (18) World Championship

North Macedonia (Skopje)

Final Round, Quarterfinals



Match Team Statistics

Match No. 85

Iceland 26 - 27 Netherlands

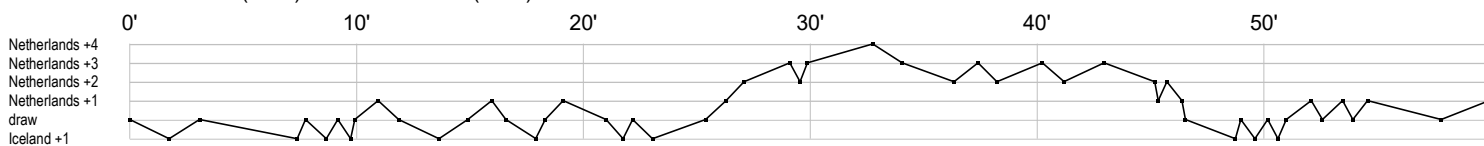
(12 - 15) (14 - 12)

7.8.2022. 18:15

Attendance: 150

Sport Centre Boris Trajkovski

Referees: Kristof Altmar (HUN) / Marton Horvath (HUN)



Iceland

2 Thorkeldsdóttir	a	f	g	e	e	g	tt	p	t	f	g	ei	t	a	t
3 Oddsdóttir	x	ei	x	p	a	t	t	g	t	g	t				
4 Benediktsdóttir															
5 Traustadóttir	t	y	t	f	t	f	g	f	f	t	t	g	ei	e	g
6 Ásmundsdóttir	g	bg	g	bg	t	g								ie	g
7 Jónsdóttir H															
8 Jóhannsdóttir	f	f	t	t	f	t	t						a	x	
10 Melsted															
11 Gudmundsdóttir															
12 Bjarnasen E	s	s	r	s	r	r	r	s	s	r	r	r	r	s	s
16 Brynjarsdóttir															
17 Richardsdóttir				f											
18 Ágústsdóttir L	t	p	g	g	g	g	g	g	f	t	g	bg	g	g	
19 Steindórsdóttir	e														
29 Sigsteinsdóttir															

Netherlands

1 Van Der Vorst	r	p	rr	f											
2 Schanssema	r	s	r	r	s	r	sr	r	s	sr	r	r	r	s	r
5 Van Der Helm								b	tb	c	x	g	t	f	
7 Knijn R															
8 Steijns V					f	g	g	f	g	f					
9 Bakker D								f	f	f					
10 Stadens R					f	g				f					
11 Luchies D					g	t	g	p	g	a	g	g	f	p	a
12 Van Vliet L	f	g												bg	g
14 Van Maurik A	f	b	p	g	t	f	bg	a	f	a	a	t	p	t	t
15 Holtman L	p	g											ba	t	2c
16 In De Braekt															
20 Loy J	f	x	t	f	g	c	a	c	f	g	t				
21 Maarschalkerv	2c							xc				c2			g
23 Alderden R	g	g	f											g	g
27 Van Katwijk M														2c	f

In game	g	Goal scored	f	Missed shot	a	Assist	t	Technical faults	b	Steal
2 2min suspension	e	Eearned 7m	c	Committed 7m	y	Yellow card	r	Red Card	k	Blue card
i Eearned 2min.	x	Block	4	4min suspension	p	Pass for clear chance	s	Saved shot	r	Received goal