



IHF Women's Youth (18) World Championship

North Macedonia (Skopje)

President's Cup IV, 2. round



Match Team Statistics

Match No. 80

Uruguay 19 - 29 Argentina

(9 - 13) (10 - 16)

5.8.2022. 12:30

Attendance: 120

Sport Centre Jane Sandanski

Referees: Ana Vranes (AUT) / Vanja Antic (SRB)

Uruguay

#	Surname and name	S	Goals / shots								Attack					Def.			Penalties				TP				
			Tot.	%	9m	6m	Wing	7m	FB	Brk.	LD	As.	PC	E7	E2	TF	St.	C7	Blk	YC	2m	R		B			
1	FERNANDEZ PELAEZ Lucia Belen	S																								50:24	
2	CAMPOS HAVRANEK Martina Maria	S	8/11	73	2/3											6/8				2	5	2	4	4			50:54
3	MACHADO HARRIAGUE Manuela	S	0/1	0			0/1																2	2		32:50	
4	MARQUEZ HUGUET Martina Pilar		5/7	71		0/1	0/1	1/1								4/4				2	1		3	1		38:50	
7	HEILMANN POTRIE Emiliana		0/1	0				0/1																		16:07	
8	FERNANDEZ FERRER Maria Clara	S	2/3	67	0/1		2/2															1				28:54	
9	GONZALEZ SILVERA Maria Noel		0/1	0		0/1																	1			1:29	
12	DABO GUISANDE Maite	S	0/2	0					0/1	0/1												2	1	1		48:58	
13	CASTRO LAPETINA Maria Clara																			1			3			28:31	
14	GALAN COMESANA Catalina	S	1/3	33			0/1	1/1		0/1														1		44:10	
18	ANTORIA FERNANDEZ Virginia Carolina																							1		9:36	
23	LOPEZ BENTANCOR Martina		0/2	0	0/1					0/1													1			23:49	
24	FONTICIELLA MUTARELLI Delfina Maria		3/4	75	0/1			3/3																		7:34	
31	ZEBRAITIS BLANCO Paula		0/2	0		0/2																				15:19	
32	BATISTA NUNEZ Pia Belen	S	0/1	0		0/1																	1			22:35	
Team / bench																											
UKUPNO			19/38	50	2/6	0/1	2/9	5/6	0/1	10/15	0/0	2	8	6	5	18	1	2	0	0	2	0	0	0	0	0	

#	Surname and name	Saves / shots								
		Tot.	%	9m	6m	Wing	7m	FB	Brk.	LD
1	FERNANDEZ PELAEZ Lucia Belen	12/31	39	7/12	1/4	3/5	0/2	0/3	1/5	
18	ANTORIA FERNANDEZ Virginia Carolina	3/13	23	2/3	0/4	0/1		0/2	1/3	
TOTAL		15/44	34	9/15	1/8	3/6	0/2	0/5	2/8	0/0

Coach: Rodrigo Manuel Olalde Fernandez

Number of attacks: 54, Efficiency: 35%, Average Duration: 37.50 seconds

Attack by type of defense

	Shots	9m	6m	Wing	TF	E7	E2
On def. 6-0	10/20	1/4	0/0	1/5	14	6	5
On def. 5-1	4/11	1/2	0/1	1/4	4	0	0
Fastbreak	0/1				0	0	0

Defense by type

	Total	9m	6m	Wing	Stl.	C7	2m
Def. 6-0	17/39	6/17	5/7	2/10	1	2	1
Def. 5-1	5/8	0/1	2/2	1/2	0	0	1
Fastbreak	5/5				0	0	0

Attack with superiority / minority / goalkeeper out

	Attack				Reaction		
	Att.	Eff.	Shots	TF	FB	LD	Tot.
6 on 6	40	35%	14/27	13			
6 on 5	11	45%	5/8	3			
5 on 6	3	0%	0/1	2			

Player superiority / GK out counted at the end of attack (in case it changes during attack)

Defense with superiority / minority / goalkeeper out

	Attack				Reaction		
	Att.	Eff.	Shots	TF	FB	LD	Tot.
6 on 6 (GK out)	7	29%	2/6	1	0/0	0/0	0/0
6 on 6	45	53%	24/39	6			
5 on 6	1	100%	1/1	0			
6 on 5	2	100%	2/2	0			

Numbers show attacking numbers of opponent. Lower efficiency of opponent means better defense of this team

Jersey number Tot. Total shooting 6m 6m (line) shooting 9m 9m shooting Wng Wing shooting FB Fastbreak sh. 7m 7m penalty sh.
 Brk. Breakthrough sh. LD Long distance sh. As. Assists PC Pass clear chance E7 Earned 7m pen. TF Technical faults St. Steals
 2m 2m punishments C7. Committed 7m E2 Earned 2m pun. YC. Yellow cards R/B Red/Blue cards Blk. Blocks S Starting Line-up



IHF Women's Youth (18) World Championship

North Macedonia (Skopje)

President's Cup IV, 2. round



Match Team Statistics

Match No. 80

Uruguay 19 - 29 Argentina

(9 - 13) (10 - 16)

5.8.2022. 12:30

Attendance: 120

Sport Centre Jane Sandanski

Referees: Ana Vranes (AUT) / Vanja Antic (SRB)

Shot distribution by player

2 M. CamposHavranek

2/2	1/3	2/2
1/1	1/1	1/1

1 post

3 M. Machado Harriague

	0/1	

4 M. MarquezHuguet

1/2		4/5

7 E. HeilmannPotrie

1 miss.

8 M. FernandezFerrer

	0/1	
		1/1

1/1 lob

9 M. GonzalezSilvera

1 miss.

12 M. Dabo Guisande

		0/1
0/1		

13 M. Castro Lapetina

14 C. Galan Comesana

		1/2
	0/1	

23 M. Lopez Bentancor

		0/1

1 miss.

24 D. Fonticiella Mutarelli

		1/1
1/1		1/1

1 miss.

31 P. ZebraitisBlanco

0/1		
		0/1

32 P. Batista Nunez

0/1		

TOTAL

2/4	1/4	4/6
	0/1	
3/5	1/2	7/10

1 post 4 miss. 1/1 lob

Saves distribution goalkeepers

1 L. Fernandez Pelaez

4/9	3/6	1/4
		1/1
3/6	0/1	0/4

18 V. Antoria Fernandez

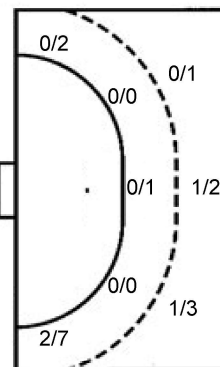
0/4	1/1	0/2
		0/1
1/2		1/3

TOTAL

4/13	4/7	1/6
		1/2
4/8	0/1	1/7

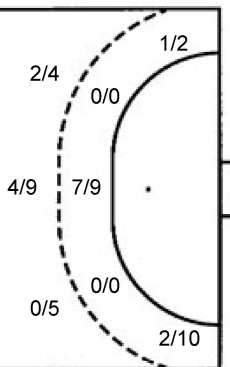
Shots by position

ATTACK



7m penalties 5/6
Fastbreak 0/1
Breakthrough 10/15
Long dist. 0/0

DEFENSE



7m penalties 2/2
Fastbreak 5/5
Breakthrough 6/8
Long dist. 0/0

Shooting statistics

Position	Goals	Sav.	Miss.	Post	Blk.	Total	%
Back (9m)	2	2	2	0	0	6	33
Line (6m)	0	1	0	0	0	1	0
Wing	2	6	1	0	0	9	22
7m penalties	5	0	1	0	0	6	83
Fastbreak	0	1	0	0	0	1	0
Breakthrough	10	4	0	1	0	15	67
Total	19	14	4	1	0	38	50

Jersey number Tot. Total shooting 6m 6m (line) shooting 9m 9m shooting Wng Wing shooting FB Fastbreak sh. 7m 7m penalty sh.
Brk. Breakthrough sh. LD Long distance sh. As. Assists PC Pass clear chance E7 Earned 7m pen. TF Technical faults St. Steals
2m 2m punishments C7. Committed 7m E2 Earned 2m pun. YC. Yellow cards R/B Red/Blue cards Blk. Blocks S Starting Line-up

Handball statistics and livescore by Toma-soft ltd (www.toma-soft.hr)



IHF Women's Youth (18) World Championship

North Macedonia (Skopje)

President's Cup IV, 2. round



Match Team Statistics

Match No. 80

Uruguay 19 - 29 Argentina

(9 - 13) (10 - 16)

5.8.2022. 12:30

Attendance: 120

Sport Centre Jane Sandanski

Referees: Ana Vranes (AUT) / Vanja Antic (SRB)

Argentina

#	Surname and name	S	Goals / shots								Attack					Def.			Penalties				TP		
			Tot.	%	9m	6m	Wing	7m	FB	Brk.	LD	As.	PC	E7	E2	TF	St.	C7	Blk	YC	2m	R		B	
2	CABANA HOELER Ailin Eugenia	S	2/3	67		1/1	1/2								1	1	1							40:29	
3	LAYUS Martina Pilar		3/5	60	0/1			2/2								1								30:53	
4	KRUK Miranda		1/2	50	0/1					1/1														18:02	
5	TAJES Martina	S	8/9	89		1/2				3/3	4/4				2	3						1	1	1	56:28
6	GARCIA Milagros		0/1	0	0/1																			14:07	
8	SPINELLI Azul	S	0/1	0	0/1										1	3							2	8:41	
9	GULL QUERIN Sofia	S	6/12	50	6/12											1							1	40:26	
11	CARRIZO Camila Nahir																								
12	CARRASCO Florencia														1										5:58
14	DUHAU Luciana Sol																						1	7:26	
15	MANZO Kiara Belen	S	5/6	83		5/6									1	1							2	58:23	
16	CUADRADO Candelaria Martina	S																							53:00
17	ORIOLO Zoe Morena																								16:30
19	MEDINA Daniela Isabel	S	0/2	0			0/2									1							2	22:02	
22	CACERES Iara Jazmin		4/12	33	0/2		2/8			1/1	1/1				3								1	1	45:51
30	OLIVARES Guadalupe Martina		0/1	0							0/1				1										1:44
Team / bench																									
UKUPNO			29/54	54	6/18	7/9	3/12	2/2	5/5	6/8	0/0	15	11	2	1	7	9	6	0	1	5	0	0		

#	Surname and name	Saves / shots								
		Tot.	%	9m	6m	Wing	7m	FB	Brk.	LD
12	CARRASCO Florencia	7/16	44	1/2	1/1	4/5	0/3		1/5	
16	CUADRADO Candelaria Martina	7/17	41	1/2		2/3	0/2	1/1	3/9	
TOTAL		14/33	42	2/4	1/1	6/8	0/5	1/1	4/14	0/0

Coach: Martin Ricardo Duhau

Number of attacks: 55, Efficiency: 53%, Average Duration: 28.42 seconds

Attack by type of defense

	Shots	9m	6m	Wing	TF	E7	E2
On def. 6-0	17/39	6/17	5/7	2/10	6	2	0
On def. 5-1	5/8	0/1	2/2	1/2	1	0	1
Fastbreak	5/5				0	0	0

Defense by type

	Total	9m	6m	Wing	Stl.	C7	2m
Def. 6-0	10/20	1/4	0/0	1/5	7	6	5
Def. 5-1	4/11	1/2	0/1	1/4	2	0	0
Fastbreak	0/1				0	0	0

Attack with superiority / minority / goalkeeper out

	Attack				Reaction		
	Att.	Eff.	Shots	TF	FB	LD	Tot.
6 on 6 (GK out)	7	29%	2/6	1	0/0	0/0	0/0
6 on 6	45	53%	24/39	6			
5 on 6	1	100%	1/1	0			
6 on 5	2	100%	2/2	0			

Player superiority / GK out counted at the end of attack (in case it changes during attack)

Defense with superiority / minority / goalkeeper out

	Attack				Reaction		
	Att.	Eff.	Shots	TF	FB	LD	Tot.
6 on 6	40	35%	14/27	13			
6 on 5	11	45%	5/8	3			
5 on 6	3	0%	0/1	2			

Numbers show attacking numbers of opponent. Lower efficiency of opponent means better defense of this team

Jersey number Tot. Total shooting 6m 6m (line) shooting 9m 9m shooting Wng Wing shooting FB Fastbreak sh. 7m 7m penalty sh.
 Brk. Breakthrough sh. LD Long distance sh. As. Assists PC Pass clear chance E7 Earned 7m pen. TF Technical faults St. Steals
 2m 2m punishments C7. Committed 7m E2 Earned 2m pun. YC. Yellow cards R/B Red/Blue cards Blk. Blocks S Starting Line-up

Handball statistics and livescore by Toma-soft ltd (www.toma-soft.hr)



IHF Women's Youth (18) World Championship

North Macedonia (Skopje)

President's Cup IV, 2. round



Match Team Statistics

Match No. 80

Uruguay 19 - 29 Argentina

(9 - 13) (10 - 16)

5.8.2022. 12:30

Attendance: 120

Sport Centre Jane Sandanski

Referees: Ana Vranes (AUT) / Vanja Antic (SRB)

Shot distribution by player

2 A. CabanaHoeler

		2/2

1 post

3 M. Layus

2/2	1/2	
		0/1

4 M. Kruk

1/1		0/1

5 M. Tajes

3/3	0/1	1/1
3/3		1/1

6 M. Garcia

	0/1	

8 A. Spinelli

1 post

9 S. Gull Querin

2/3	0/1	2/2
0/3	1/1	1/1

1 miss.

11 C. Carrizo

14 L. Duhau

15 K. Manzo

1/1		1/1
1/1		2/2

1 miss.

17 Z. Oriolo

19 D. Medina

0/1		

1 miss.

22 I. Caceres

0/2	2/2	1/1
		1/1
0/1		

3 post 2 miss.

30 G. Olivares

		0/1

TOTAL

9/13	3/7	5/6
		1/2
4/8	1/1	6/7

5 post 5 miss.

Saves distribution goalkeepers

12 F. Carrasco

2/3		0/3
	1/1	
2/4		2/4

16 C. Cuadrado

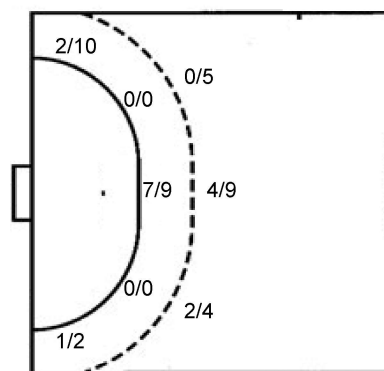
0/1	3/4	2/3
0/1	1/2	1/6

TOTAL

2/4	3/4	2/6
	1/1	
2/5	1/2	3/10

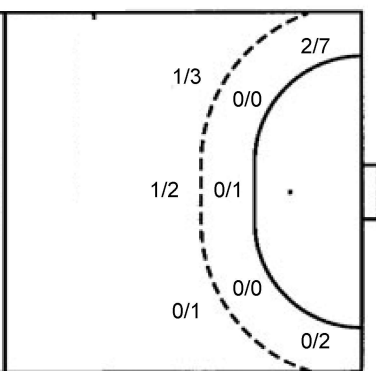
Shots by position

ATTACK



7m penalties 2/2
Fastbreak 5/5
Breakthrough 6/8
Long dist. 0/0

DEFENSE



7m penalties 5/6
Fastbreak 0/1
Breakthrough 10/15
Long dist. 0/0

Shooting statistics

Position	Goals	Sav.	Miss.	Post	Blk.	Total	%
Back (9m)	6	9	2	1	0	18	33
Line (6m)	7	1	1	0	0	9	78
Wing	3	3	2	4	0	12	25
7m penalties	2	0	0	0	0	2	100
Fastbreak	5	0	0	0	0	5	100
Breakthrough	6	2	0	0	0	8	75
Total	29	15	5	5	0	54	54

Jersey number Tot. Total shooting 6m 6m (line) shooting 9m 9m shooting Wng Wing shooting FB Fastbreak sh. 7m 7m penalty sh.
Brk. Breakthrough sh. LD Long distance sh. As. Assists PC Pass clear chance E7 Earned 7m pen. TF Technical faults St. Steals
2m 2m punishments C7. Committed 7m E2 Earned 2m pun. YC. Yellow cards R/B Red/Blue cards Blk. Blocks S Starting Line-up



IHF Women's Youth (18) World Championship

North Macedonia (Skopje)

President's Cup IV, 2. round



Match Team Statistics

Match No. 80

Uruguay 19 - 29 Argentina

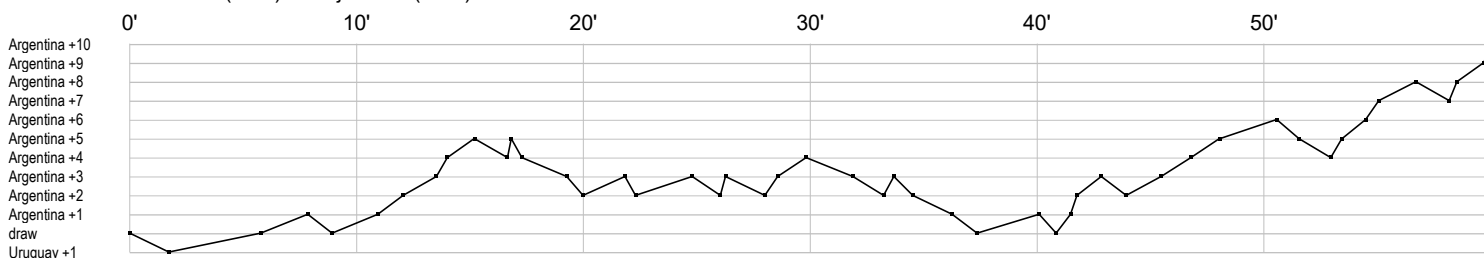
(9 - 13) (10 - 16)

5.8.2022. 12:30

Attendance: 120

Sport Centre Jane Sandanski

Referees: Ana Vranes (AUT) / Vanja Antic (SRB)



Uruguay

1 Fernandez	s s r s r r r r r r s s r s s sr rr sr sr
2 Campos	g p t pi p g f f t g g ia t g ie g fp g i e g t pa
3 Machado	t c f c
4 Marquez	t g g tb g eg g p p t f f
7 Heilmann	f
8 Fernandez	g e f g
9 Gonzalez	t f
12 Dabo	f2 t e i e f
13 Castro	t t t p
14 Galan	f f g t 2
18 Antoria	r r tsr s r r r r s r r
23 Lopez	f t f
24 Fonticiella	g g f g
31 Zebraitis	f f
32 Batista Nunez	f

Argentina

2 Cabana	t f bg gi
3 Layus M	g p a ap f t f a g a a p a g
4 Kruk M	p f g g g
5 Tajes M	f p g a g g g c a g g p p t bg
6 Garcia M	f
8 Spinelli A	tp bf 2 p ba 2 p
9 Gull Querin S	y f g g t g f p f g g g f f f
11 Carrizo C	
12 Carrasco F	t r r r r s r as r s s r r s s r s
14 Duhau L	b g g g
15 Manzo K	g a f g 2 g e g2 c g
16 Cuadrado C	r s s r s s s t r r r r r r s r
17 Oriolo Z	c c 2c
19 Medina D	bf fe b
22 Caceres I	ba f f f g c g f f g f f a g f
30 Olivares G	f a

In game	g Goal scored	f Missed shot	a Assist	t Technical faults	b Steal
2 2min suspension	e Earned 7m	c Committed 7m	y Yellow card	r Red Card	k Blue card
i Earned 2min.	x Block	4 4min suspension	p Pass for clear chance	s Saved shot	r Received goal