IHF Women's Youth (18) World Championship

North Macedonia (Skopje)

President's Cup III, 2. round

Match Team Statistics

Match No. 78

Guinea 27 - 31 Slovakia

(18 - 18) (9 - 13)

5.8.2022. 12:30

Attendance: 40

Sport Centre Boris Trajkovski

Referees: Henrique Godoy (BRA) / Raymel Reyes (CUB)

Guinea

Players			Goals / shots									Attack					Def.			Penalties				TP
#	Surname and name	S	Tot.	%	9m	6m	Wing	7m	FB	Brk.	LD	As.	PC	E7	E2	TF	St.	C7	Blk	YC	2m	R	B	
1	BANGOURA Mabinty											1												10:44
2	BANGOURA Mariama	S	8/10	80	2/2		1/1		0/1	5/6		4	1			2		1						60:00
3	SOUMAH Diaraye	S	1/1	100		1/1							1			2	2	1			2			38:05
6	CAMARA Mariétou																							
7	BANGOURA Kadiatou		1/1	100			1/1									1		1			1			15:00
8	SANKHON Kadiatou	S	2/4	50			0/1		1/2	1/1					2	1		1			1			36:37
9	KABA Kadiatou																							9:49
10	BANGOURA Aicha	S	2/7	29	0/3		0/1			2/3														40:52
11	BANGOURA Aicha		1/4	25	0/1		0/1			1/2		3				3		1						22:54
12	YANSANE Fatoumata		2/3	67		1/1				1/2				1					1					21:44
14	KOUROMA M'mah	S	6/11	55	0/2	1/1				5/8		2	2		1	7	3		1					60:00
15	SOUMAH Mayelie	S	3/4	75		1/1		1/1	0/1	1/1						1					2			34:11
18	SOUMAH Aminata																							
19	CAMARA Maciré		1/2	50		1/1	0/1																	20:48
23	AICHA Fall	S																						49:16
	Team / bench																							
	UKUPNO		27/47	57	2/8	5/5	2/6	1/1	1/4	16/23	0/0	10	4	1	3	17	5	5	2	0	6	0	0	

Goalkeepers		Saves / shots								
#.	Surname and name	Tot.	%	9m	6m	Wing	7m	FB	Brk.	LD
1	BANGOURA Mabinty	1/5	20	0/1		1/2	0/1		0/1	
23	AICHA Fall	6/33	18	1/2	0/3	4/13	0/4	1/3	0/8	
	TOTAL	7/38	18	1/3	0/3	5/15	0/5	1/3	0/9	0/0

Coach: **Lansana Dinalo Camara**

Number of attacks: 61, Efficiency: 44%, Average Duration: 31.98 seconds

Attack by type of defense

	Shots	9m	6m	Wing	TF	E7	E2
On def. 6-0	25/42	2/8	5/5	2/6	17	1	2
On def. 5-1	0/0	0/0	0/0	0/0	0	0	1
Fastbreak	1/4				0	0	0

Defense by type

	Total	9m	6m	Wing	Stl.	C7	2m
Def. 6-0	15/19	0/2	2/2	6/8	5	1	3
Def. 5-1	9/21	2/7	1/1	4/10	0	4	3
Fastbreak	2/3				0	0	0

Attack with superiority / minority / goalkeeper out

	Attack				Reaction		
	Att.	Eff.	Shots	TF	FB	LD	Tot.
6 on 6	47	45%	21/34	13			
6 on 5	3	67%	2/2	1			
5 on 6	8	38%	3/5	3			
5 on 5	3	33%	1/3	0			

Player superiority / GK out counted at the end of attack (in case it changes during attack)

Defense with superiority / minority / goalkeeper out

	Attack				Reaction		
	Att.	Eff.	Shots	TF	FB	LD	Tot.
7 on 6 (GK out)	5	20%	1/4	1	0/0	0/0	0/0
6 on 6	43	53%	23/32	11			
5 on 6	1	100%	1/1	0			
7 on 5 (GK out)	4	25%	1/2	2	0/0	0/0	0/0
6 on 5 (GK out)	2	100%	2/2	0	0/0	0/0	0/0
6 on 5	3	67%	2/3	0			
5 on 5	1	0%	0/0	1			
7 on 4 (GK out)	1	100%	1/1	0	0/0	0/0	0/0

Numbers show attacking numbers of oponnent. Lower efficiency of oponnent means better defense of this team

#	Jersey number	**Tot.**	Total shooting	**6m**	6m (line) shooting	**9m**	9m shooting	**Wng**	Wing shooting	**FB**	Fastbreak sh.	**7m**	7m penalty sh.
Brk.	Breakthrough sh.	**LD**	Long distance sh.	**As.**	Assists	**PC**	Pass clear chance	**E7**	Earned 7m pen.	**TF**	Technical faults	**St.**	Steals
2m	2m punishments	**C7.**	Commited 7m	**E2**	Earned 2m pun.	**YC.**	Yellow cards	**R/B**	Red/Blue cards	**Blk.**	Blocks	**S**	Starting Line-up

IHF Women's Youth (18) World Championship

North Macedonia (Skopje)

President's Cup III, 2. round

Match Team Statistics

Match No. 78

Guinea 27 - 31 Slovakia

(18 - 18) (9 - 13)

5.8.2022. 12:30
Attendance: 40
Sport Centre Boris Trajkovski

Referees: Henrique Godoy (BRA) / Raymel Reyes (CUB)

Shot distribution by player

2 M. Bangoura

		1/1
		2/2
1/1	0/1	4/4

1 miss.

3 D. Soumah

1/1		

6 M. Camara

7 K. Bangoura

		1/1

8 K. Sankhon

1/1	0/1	1/1
	0/1	

9 K. Kaba

10 A. Bangoura

		0/1
1/1	0/1	1/1
		0/3

11 A. Bangoura

1/1		
	0/1	

2 miss.

12 F. Yansane

		1/1
	1/2	

14 M. Kouroma

1/1		2/2
	0/3	1/3
1/1		1/1

15 M. Soumah

	0/1	2/2
		1/1

18 A. Soumah

19 M. Camara

		1/1

1 miss.

23 F. Aicha

TOTAL

3/3	0/1	7/8
2/2	1/8	5/7
2/2	0/2	7/10

4 miss.

Saves distribution goalkeepers

1 M. Bangoura

0/1	0/1	0/2
	1/1	

23 F. Aicha

0/5	1/2	0/7
1/7	1/1	0/3
0/2	2/2	1/4

TOTAL

0/6	1/3	0/9
1/7	1/1	0/3
0/2	3/3	1/4

Shots by position

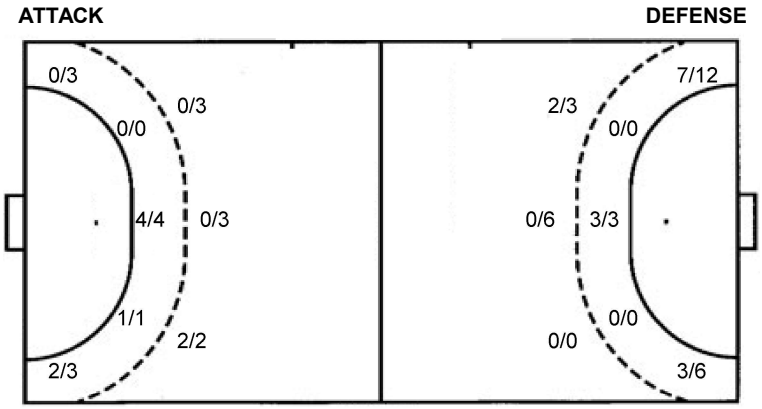

7m penalties	1/1	7m penalties	5/5
Fastbreak	1/4	Fastbreak	2/3
Breakthrough	16/23	Breakthrough	9/10
Long dist.	0/0	Long dist.	0/0

Shooting statistics

Position	Goals	Sav.	Miss.	Post	Blk.	Total	%
Back (9m)	2	6	0	0	0	8	25
Line (6m)	5	0	0	0	0	5	100
Wing	2	2	2	0	0	6	33
7m penalties	1	0	0	0	0	1	100
Fastbreak	1	3	0	0	0	4	25
Breakthrough	16	5	2	0	0	23	70
Total	**27**	**16**	**4**	**0**	**0**	**47**	**57**

#	Jersey number	**Tot.**	Total shooting	**6m**	6m (line) shooting	**9m**	9m shooting	**Wng**	Wing shooting	**FB**	Fastbreak sh.	**7m**	7m penalty sh.
Brk.	Breakthrough sh.	**LD**	Long distance sh.	**As.**	Assists	**PC**	Pass clear chance	**E7**	Eearned 7m pen.	**TF**	Technical faults	**St.**	Steals
2m	2m punishments	**C7.**	Commited 7m	**E2**	Eearned 2m pun.	**YC.**	Yellow cards	**R/B**	Red/Blue cards	**Blk.**	Blocks	**S**	Starting Line-up

IHF Women's Youth (18) World Championship

North Macedonia (Skopje)

President's Cup III, 2. round

Match Team Statistics

Match No. 78

Guinea 27 - 31 Slovakia

(18 - 18) (9 - 13)

5.8.2022. 12:30

Attendance: 40

Sport Centre Boris Trajkovski

Referees: Henrique Godoy (BRA) / Raymel Reyes (CUB)

Slovakia

Players			Goals / shots									Attack					Def.			Penalties				TP
#	Surname and name	S	Tot.	%	9m	6m	Wing	7m	FB	Brk.	LD	As.	PC	E7	E2	TF	St.	C7	Blk	YC	2m	R	B	
1	KANTORISOVÁ Jana																							
4	HORŇANOVÁ Viktória	S	2/2	100		1/1				1/1		2	1		2	2	1							35:56
8	WALTEROVÁ Laura	S	11/16	69			7/11	3/3	1/2					1	1		2				1			59:15
10	SUSIKOVÁ Timea		0/1	0			0/1																	24:39
11	KUCSERA Rebeka	S	2/2	100		2/2								1		2								20:03
12	MRUŠKOVIČOVÁ Petra																							8:36
13	RENDVANSKÁ Ema	S	4/7	57			3/6			1/1		1		1		1				1				39:52
14	LEŠTINOVÁ Nikola		1/1	100						1/1		1			1									14:41
16	JAKUBÍKOVÁ Barbora												1			3								48:50
17	KORMANOVÁ Anna																							27:39
18	BAČENKOVÁ Dorota	S	7/8	88	1/2			2/2	1/1	3/3		2	3	1	1	3								38:52
23	MYDLOVÁ Katarína		2/4	50	0/2					2/2		2	2	1		2	1	1			1			36:25
24	HORNYÁK Panna											1												4:21
26	ŠALATOVÁ Radka	S	2/6	33	1/5					1/1		5	1		1	1					1			41:02
27	ONDRIJOVÁ Daša		0/1	0						0/1						1								9:08
29	KARKUŠOVÁ Kristina	S																						10:41
	Team / bench																							
	UKUPNO		31/48	65	2/9	3/3	10/18	5/5	2/3	9/10	0/0	14	8	5	6	15	4	1	0	1	3	0	0	

Goalkeepers		Saves / shots								
#.	Surname and name	Tot.	%	9m	6m	Wing	7m	FB	Brk.	LD
1	KANTORISOVÁ Jana									
12	MRUŠKOVIČOVÁ Petra	0/7	0	0/1	0/1		0/1		0/4	
16	JAKUBÍKOVÁ Barbora	16/36	44	6/7	0/4	2/4		3/4	5/17	
	TOTAL	16/43	37	6/8	0/5	2/4	0/1	4/4	5/21	0/0

Coach: **Róbert Popluhár**

Number of attacks: 60, Efficiency: 52%, Average Duration: 27.38 seconds

Attack by type of defense

	Shots	9m	6m	Wing	TF	E7	E2
On def. 6-0	15/19	0/2	2/2	6/8	10	1	3
On def. 5-1	9/21	2/7	1/1	4/10	5	4	3
Fastbreak	2/3				0	0	0

Defense by type

	Total	9m	6m	Wing	Stl.	C7	2m
Def. 6-0	25/42	2/8	5/5	2/6	4	1	2
Def. 5-1	0/0	0/0	0/0	0/0	0	0	1
Fastbreak	1/4				0	0	0

Attack with superiority / minority / goalkeeper out

	Attack				Reaction		
	Att.	Eff.	Shots	TF	FB	LD	Tot.
7 on 6 (GK out)	5	20%	1/4	1	0/0	0/0	0/0
6 on 6	43	53%	23/32	11			
5 on 6	1	100%	1/1	0			
7 on 5 (GK out)	4	25%	1/2	2	0/0	0/0	0/0
6 on 5 (GK out)	2	100%	2/2	0	0/0	0/0	0/0
6 on 5	3	67%	2/3	0			
5 on 5	1	0%	0/0	1			
7 on 4 (GK out)	1	100%	1/1	0	0/0	0/0	0/0

Player superiority / GK out counted at the end of attack (in case it changes during attack)

Defense with superiority / minority / goalkeeper out

	Attack				Reaction		
	Att.	Eff.	Shots	TF	FB	LD	Tot.
6 on 6	47	45%	21/34	13			
6 on 5	3	67%	2/2	1			
5 on 6	8	38%	3/5	3			
5 on 5	3	33%	1/3	0			

Numbers show attacking numbers of oponnent. Lower efficiency of oponnent means better defense of this team

#	Jersey number	**Tot.**	Total shooting	**6m**	6m (line) shooting	**9m**	9m shooting	**Wng**	Wing shooting	**FB**	Fastbreak sh.	**7m**	7m penalty sh.
Brk.	Breakthrough sh.	**LD**	Long distance sh.	**As.**	Assists	**PC**	Pass clear chance	**E7**	Eearned 7m pen.	**TF**	Technical faults	**St.**	Steals
2m	2m punishments	**C7.**	Commited 7m	**E2**	Eearned 2m pun.	**YC.**	Yellow cards	**R/B**	Red/Blue cards	**Blk.**	Blocks	**S**	Starting Line-up

IHF Women's Youth (18) World Championship

North Macedonia (Skopje)

President's Cup III, 2. round

Match Team Statistics

Match No. 78

Guinea 27 - 31 Slovakia

(18 - 18) (9 - 13)

5.8.2022. 12:30

Attendance: 40

Sport Centre Boris Trajkovski

Referees: Henrique Godoy (BRA) / Raymel Reyes (CUB)

Shot distribution by player

4 V. Horňanová

		2/2

8 L. Walterová

1/1	1/1	5/5
		2/2
	0/3	2/3

1 miss.

10 T. Susiková

1 post

11 R. Kucsera

2/2		

13 E. Rendvanská

1/1	1/2	
1/1	0/1	
1/1		

1 miss.

14 N. Leštinová

1/1		

17 A. Kormanová

18 D. Bačenková

3/3		1/1
2/2		
		1/1

1 miss.

23 K. Mydlová

1/1		
0/1		
1/1		

1 block

24 P. Hornyák

26 R. Šalatová

		1/1
		1/1

3 miss. 1 block

27 D. Ondrijová

1 miss.

29 K. Karkušová

TOTAL

6/6	2/3	9/9
6/7	0/1	3/3
2/2	0/3	3/4

1 post 7 miss. 2 block

Saves distribution goalkeepers

1 J. Kantorisová

12 P. Mruškovičová

0/1		0/2
		0/1
		0/3

16 B. Jakubíková

0/2	1/1	1/6
0/2	7/8	2/6
0/2	2/2	3/7

TOTAL

0/3	1/1	1/8
0/2	7/8	2/7
0/2	2/2	3/10

Shots by position

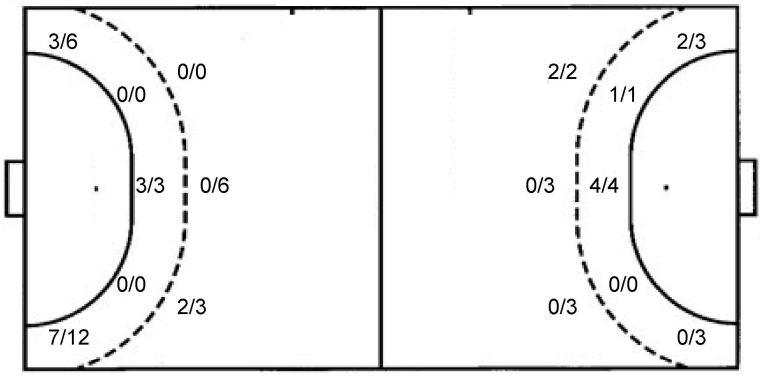

7m penalties	5/5	7m penalties	1/1
Fastbreak	2/3	Fastbreak	1/4
Breakthrough	9/10	Breakthrough	16/23
Long dist.	0/0	Long dist.	0/0

Shooting statistics

Position	Goals	Sav.	Miss.	Post	Blk.	Total	%
Back (9m)	2	1	4	0	2	9	22
Line (6m)	3	0	0	0	0	3	100
Wing	10	5	2	1	0	18	56
7m penalties	5	0	0	0	0	5	100
Fastbreak	2	1	0	0	0	3	67
Breakthrough	9	0	1	0	0	10	90
Total	**31**	**7**	**7**	**1**	**2**	**48**	**65**

#	Jersey number	**Tot.**	Total shooting	**6m**	6m (line) shooting	**9m**	9m shooting	**Wng**	Wing shooting	**FB**	Fastbreak sh.	**7m**	7m penalty sh.
Brk.	Breakthrough sh.	**LD**	Long distance sh.	**As.**	Assists	**PC**	Pass clear chance	**E7**	Eearned 7m pen.	**TF**	Technical faults	**St.**	Steals
2m	2m punishments	**C7.**	Commited 7m	**E2**	Eearned 2m pun.	**YC.**	Yellow cards	**R/B**	Red/Blue cards	**Blk.**	Blocks	**S**	Starting Line-up

IHF Women's Youth (18) World Championship

North Macedonia (Skopje)

President's Cup III, 2. round

Match Team Statistics

Match No. 78

Guinea 27 - 31 Slovakia

(18 - 18) (9 - 13)

5.8.2022. 12:30

Attendance: 40

Sport Centre Boris Trajkovski

Referees: Henrique Godoy (BRA) / Raymel Reyes (CUB)

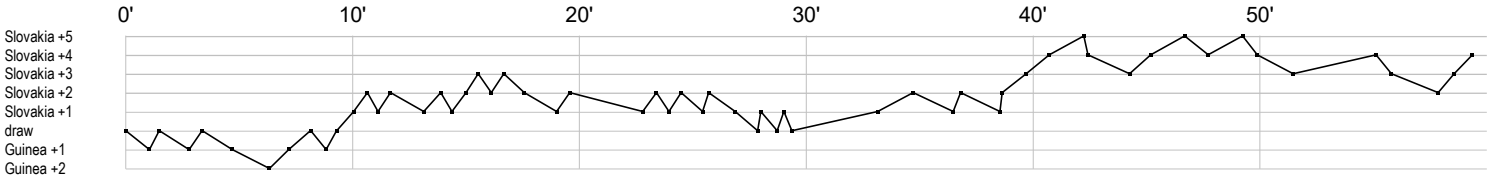

Guinea

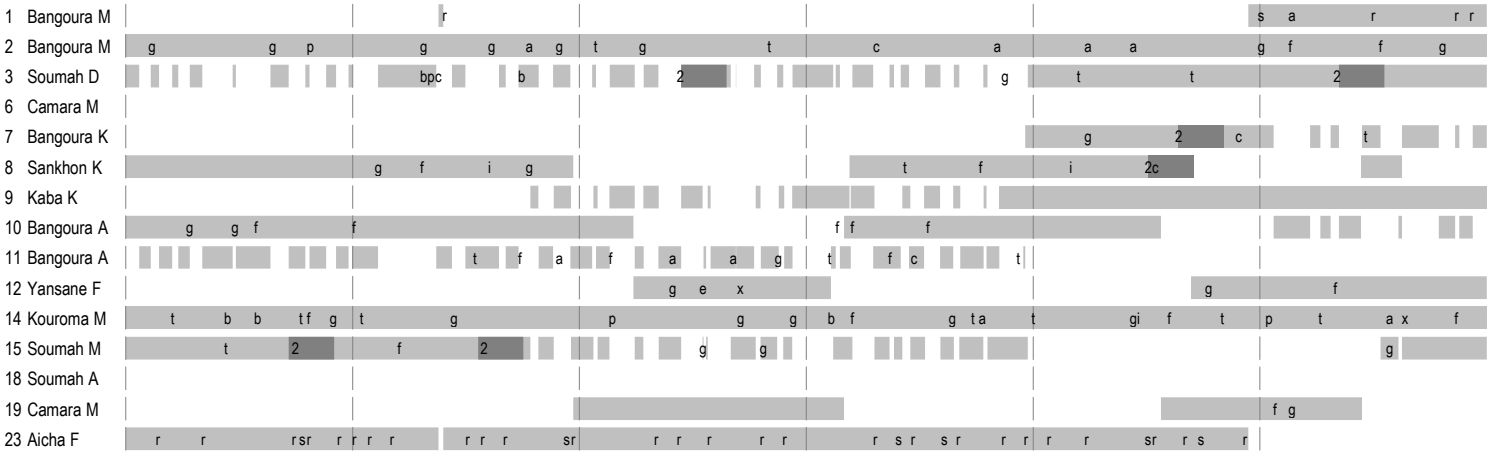

Slovakia

	In game	**g**	Goal scored	**f**	Missed shot	**a**	Assist	**t**	Technical faults	**b**	Steal
2	2min suspension	**e**	Eearned 7m	**c**	Commited 7m	**y**	Yellow card	**r**	Red Card	**k**	Blue card
i	Eearned 2min.	**x**	Block	**4**	4min suspension	**p**	Pass for clear chance	**s**	Saved shot	**r**	Received goal

Handball statistics and livescore by Toma-soft ltd (www.toma-soft.hr)