IHF Women's Youth (18) World Championship

North Macedonia (Skopje)

Main Round IV, 2. round

Match Team Statistics

Match No. 75

Norway 19 - 24 Hungary

(9 - 9) (10 - 15)

5.8.2022. 18:30

Attendance: 150

Sport Centre Jane Sandanski

Referees: Sid Ali Hamidi (ALG) / Youcef Belkhiri (ALG)

Norway

Players			Goals / shots									Attack					Def.			Penalties				TP
#	Surname and name	S	Tot.	%	9m	6m	Wing	7m	FB	Brk.	LD	As.	PC	E7	E2	TF	St.	C7	Blk	YC	2m	R	B	
1	MARDALEN Kadija	S																						30:42
2	MONNÉ Ingeborg Storbak	S	2/3	67			2/3									1								28:40
3	JULLUMSTRO Nicoline	S	1/3	33			0/2		1/1															32:26
5	HEDENSTAD Constance	S	2/4	50	0/2				1/1	1/1		1	2		1	4		1			1			40:06
6	ENGER Mathea											1				3	1	1			1			18:41
8	KAMBRUCE Selin		1/2	50			1/2																	28:52
9	KYRKJEEIDE Linnea Skadal		1/2	50			1/2																	24:47
11	GRASDAL Maria Elisabeth		4/4	100		2/2			2/2				1			3		1						45:16
12	FRISENDAL Dina																							24:35
18	SOLBAKKEN Eline Mangen	S																						6:55
20	MJOS Marie	S	0/4	0	0/3					0/1		2	1				2	1		1				32:46
24	KVARME Mia											1				2		1			1			12:47
25	GISKE Viktoria		1/1	100		1/1																		20:11
26	ROSENBERG Nora Evelina Cecilia	S	4/12	33	4/8	0/2				0/2		3	1					1	1		1			55:23
28	MALESEVIC Anna Janicijevic																							
33	HONNINGSTAD Edle Christine		3/5	60	3/5										2	1					1			17:53
	Team / bench															1								
	UKUPNO		19/40	48	7/18	3/5	4/9	0/0	4/4	1/4	0/0	8	5	0	3	15	3	6	1	1	5	0	0	

Goalkeepers		Saves / shots								
#.	Surname and name	Tot.	%	9m	6m	Wing	7m	FB	Brk.	LD
1	MARDALEN Kadija	10/24	42	3/4	0/3	4/8	1/4		2/5	
12	FRISENDAL Dina	5/15	33	1/2	1/3	1/4	1/2	0/1	1/3	
28	MALESEVIC Anna Janicijevic									
	TOTAL	15/39	38	4/6	1/6	5/12	2/6	0/1	3/8	0/0

Coach: **Kristine Lunde-Borgersen**

Number of attacks: 52, Efficiency: 37%, Average Duration: 34.13 seconds

Attack by type of defense

	Shots	9m	6m	Wing	TF	E7	E2
On def. 6-0	12/33	5/16	3/5	3/8	12	0	2
On def. 4-2	3/3	2/2	0/0	1/1	3	0	1
Fastbreak	4/4				0	0	0

Defense by type

	Total	9m	6m	Wing	Stl.	C7	2m
Def. 6-0	19/41	2/8	5/7	7/13	3	6	5
Fastbreak	1/1				0	0	0

Attack with superiority / minority / goalkeeper out

	Attack				Reaction		
	Att.	Eff.	Shots	TF	FB	LD	Tot.
7 on 6 (GK out)	13	38%	5/10	3	1/1	0/0	1/1
7 on 5 (GK out)	1	0%	0/1	0	0/0	0/0	0/0
6 on 6 (GK out)	2	50%	1/1	1	0/0	0/0	0/0
6 on 6	28	29%	8/17	11			
6 on 5	4	75%	3/4	0			
5 on 6	4	50%	2/4	0			

Player superiority / GK out counted at the end of attack (in case it changes during attack)

Defense with superiority / minority / goalkeeper out

	Attack				Reaction		
	Att.	Eff.	Shots	TF	FB	LD	Tot.
6 on 6 (GK out)	2	50%	1/2	0	1/1	0/0	1/1
6 on 6	41	44%	18/35	6			
5 on 6	1	0%	0/0	1			
6 on 5	8	63%	5/8	0			

Numbers show attacking numbers of oponnent. Lower efficiency of oponnent means better defense of this team

#	Jersey number	**Tot.**	Total shooting	**6m**	6m (line) shooting	**9m**	9m shooting	**Wng**	Wing shooting	**FB**	Fastbreak sh.	**7m**	7m penalty sh.
Brk.	Breakthrough sh.	**LD**	Long distance sh.	**As.**	Assists	**PC**	Pass clear chance	**E7**	Earned 7m pen.	**TF**	Technical faults	**St.**	Steals
2m	2m punishments	**C7.**	Commited 7m	**E2**	Earned 2m pun.	**YC.**	Yellow cards	**R/B**	Red/Blue cards	**Blk.**	Blocks	**S**	Starting Line-up

IHF Women's Youth (18) World Championship

North Macedonia (Skopje)

Main Round IV, 2. round

Match Team Statistics

Match No. 75

Norway 19 - 24 Hungary

(9 - 9) (10 - 15)

5.8.2022. 18:30
Attendance: 150
Sport Centre Jane Sandanski

Referees: Sid Ali Hamidi (ALG) / Youcef Belkhiri (ALG)

Shot distribution by player

2 I. Monné		
2/2		

1 post

3 N. Jullumstro		
1/1		
		0/1

1 post

5 C. Hedenstad		
1/1		
0/1		
1/1		

1 miss.

6 M. Enger		

8 S. Kambruce		
0/1		
	1/1	

9 L. Kyrkjeeide		
0/1		1/1

11 M. Grasdal		
		3/3
1/1		

18 E. Solbakken		

20 M. Mjos		
0/1		
0/1		
0/1		

1 post

24 M. Kvarme		

25 V. Giske		

1/1 lob

26 N. Rosenberg		
		3/3
1/3		0/1

2 miss. 3 block

33 E. Honningstad		
1/1		1/1
1/1		

2 block

TOTAL		
3/5		4/4
1/4		4/4
5/8	1/1	0/2

3 post 3 miss. 5 block 1/1 lob

Saves distribution goalkeepers

1 K. Mardalen		
1/3	1/1	0/5
4/8	1/1	1/1
1/1	0/1	1/3

12 D. Frisendal		
	0/1	0/1
2/5		3/5
0/3		

28 A. Malesevic		

TOTAL		
1/3	1/2	0/6
6/13	1/1	4/6
1/4	0/1	1/3

Shots by position

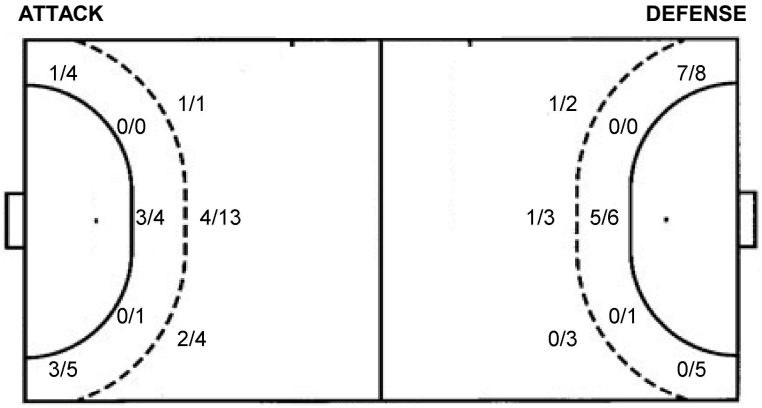

7m penalties	0/0	7m penalties	4/6
Fastbreak	4/4	Fastbreak	1/1
Breakthrough	1/4	Breakthrough	5/13
Long dist.	0/0	Long dist.	0/0

Shooting statistics

Position	Goals	Sav.	Miss.	Post	Blk.	Total	%
Back (9m)	7	4	3	1	3	18	39
Line (6m)	3	1	0	0	1	5	60
Wing	4	3	0	2	0	9	44
7m penalties	0	0	0	0	0	0	0
Fastbreak	4	0	0	0	0	4	100
Breakthrough	1	2	0	0	1	4	25
Total	**19**	**10**	**3**	**3**	**5**	**40**	**48**

#	Jersey number	**Tot.**	Total shooting	**6m**	6m (line) shooting	**9m**	9m shooting	**Wng**	Wing shooting	**FB**	Fastbreak sh.	**7m**	7m penalty sh.
Brk.	Breakthrough sh.	**LD**	Long distance sh.	**As.**	Assists	**PC**	Pass clear chance	**E7**	Eearned 7m pen.	**TF**	Technical faults	**St.**	Steals
2m	2m punishments	**C7.**	Commited 7m	**E2**	Eearned 2m pun.	**YC.**	Yellow cards	**R/B**	Red/Blue cards	**Blk.**	Blocks	**S**	Starting Line-up

IHF Women's Youth (18) World Championship

North Macedonia (Skopje)

Main Round IV, 2. round

Match Team Statistics

Match No. 75

Norway 19 - 24 Hungary

(9 - 9) (10 - 15)

5.8.2022. 18:30

Attendance: 150

Sport Centre Jane Sandanski

Referees: Sid Ali Hamidi (ALG) / Youcef Belkhiri (ALG)

Hungary

Players			Goals / shots									Attack					Def.			Penalties				TP
#	Surname and name	S	Tot.	%	9m	6m	Wing	7m	FB	Brk.	LD	As.	PC	E7	E2	TF	St.	C7	Blk	YC	2m	R	B	
3	VARGA Emília		0/3	0	0/2	0/1						5					1		1					40:36
5	CSÍKOS Luca		1/2	50	1/1					0/1					1	3								11:58
7	SIMON Petra	S	6/12	50	0/1		1/1	1/2	1/1	3/7		2	5	3	2	1	1				1			52:13
8	JUHÁSZ Kata		5/5	100		5/5													2					41:43
9	IMRE Szofi	S																						7:11
15	SASS Kincső																							
17	PANYI Anna													1	1						1			22:18
18	CSERNYÁNSZKI Liliána	S	4/6	67	1/1		1/1	2/2		0/2		1	1	1		2								35:27
21	KISS Csenge	S	0/1	0			0/1																	28:46
28	ZAJ Klára																							34:16
36	SZABÓ Lili	S																	1		1			19:27
50	KÁRMÁN Luca																							
67	MOLNÁR Dorottya	S	0/4	0			0/4																	30:00
81	FARKAS Júlia		3/7	43	0/2			1/2		2/3		2	1	1		1			1		1			54:30
96	KOVALCSIK Bianka																							0:10
99	SZABÓ Anna	S	5/8	63	0/1	0/1	5/6										2							41:25
	Team / bench																							
	UKUPNO		24/48	50	2/8	5/7	7/13	4/6	1/1	5/13	0/0	10	7	6	4	7	4	0	5	0	4	0	0	

Goalkeepers		Saves / shots								
#.	Surname and name	Tot.	%	9m	6m	Wing	7m	FB	Brk.	LD
9	IMRE Szofi	1/3	33	0/1	0/1	1/1				
15	SASS Kincső									
28	ZAJ Klára	9/26	35	4/10	1/3	2/6		0/4	2/3	
	TOTAL	10/29	34	4/11	1/4	3/7	0/0	0/4	2/3	0/0

Coach: **Beáta Bohus**

Number of attacks: 52, Efficiency: 46%, Average Duration: 35.04 seconds

Attack by type of defense

	Shots	9m	6m	Wing	TF	E7	E2
On def. 6-0	19/41	2/8	5/7	7/13	7	6	4
Fastbreak	1/1				0	0	0

Defense by type

	Total	9m	6m	Wing	Stl.	C7	2m
Def. 6-0	12/33	5/16	3/5	3/8	4	0	3
Def. 4-2	3/3	2/2	0/0	1/1	0	0	1
Fastbreak	4/4				0	0	0

Attack with superiority / minority / goalkeeper out

	Attack				Reaction		
	Att.	Eff.	Shots	TF	FB	LD	Tot.
6 on 6 (GK out)	2	50%	1/2	0	1/1	0/0	1/1
6 on 6	41	44%	18/35	6			
5 on 6	1	0%	0/0	1			
6 on 5	8	63%	5/8	0			

Player superiority / GK out counted at the end of attack (in case it changes during attack)

Defense with superiority / minority / goalkeeper out

	Attack				Reaction		
	Att.	Eff.	Shots	TF	FB	LD	Tot.
7 on 6 (GK out)	13	38%	5/10	3	1/1	0/0	1/1
7 on 5 (GK out)	1	0%	0/1	0	0/0	0/0	0/0
6 on 6 (GK out)	2	50%	1/1	1	0/0	0/0	0/0
6 on 6	28	29%	8/17	11			
6 on 5	4	75%	3/4	0			
5 on 6	4	50%	2/4	0			

Numbers show attacking numbers of oponnent. Lower efficiency of oponnent means better defense of this team

#	Jersey number	**Tot.**	Total shooting	**6m**	6m (line) shooting	**9m**	9m shooting	**Wng**	Wing shooting	**FB**	Fastbreak sh.	**7m**	7m penalty sh.
Brk.	Breakthrough sh.	**LD**	Long distance sh.	**As.**	Assists	**PC**	Pass clear chance	**E7**	Eearned 7m pen.	**TF**	Technical faults	**St.**	Steals
2m	2m punishments	**C7.**	Commited 7m	**E2**	Eearned 2m pun.	**YC.**	Yellow cards	**R/B**	Red/Blue cards	**Blk.**	Blocks	**S**	Starting Line-up

IHF Women's Youth (18) World Championship

North Macedonia (Skopje)

Main Round IV, 2. round

Match Team Statistics

Match No. 75

Norway 19 - 24 Hungary

(9 - 9) (10 - 15)

5.8.2022. 18:30
Attendance: 150
Sport Centre Jane Sandanski

Referees: Sid Ali Hamidi (ALG) / Youcef Belkhiri (ALG)

Shot distribution by player

3 E. Varga		
0/2		0/1

5 L. Csíkos		
1/1		
0/1		

7 P. Simon		
1/1		1/1
2/3	0/1	0/1
2/2		

2 post 1 miss.

8 K. Juhász		
2/2		
1/1	1/1	1/1

17 A. Panyi		

18 L. Csernyánszki		
		2/2
		2/2

2 miss.

21 C. Kiss		
0/1		

36 L. Szabó		

50 L. Kármán		

67 D. Molnár		
0/1		0/1
		0/1

1 miss.

81 J. Farkas		
		1/1
2/2		0/1
0/1		

1 miss. 1 block

96 B. Kovalcsik		

99 A. Szabó		
0/1	1/2	2/2
1/1		
		1/1

1 miss.

TOTAL		
2/3	1/2	6/6
7/13	0/1	2/6
3/4	1/1	2/3

2 post 6 miss. 1 block

Saves distribution goalkeepers

9 S. Imre		
0/1		
1/1		

15 K. Sass		

28 K. Zaj		
2/4		0/4
2/3		0/4
3/8	0/1	2/2

TOTAL		
2/5		0/4
3/4		0/4
3/8	0/1	2/2

Shots by position

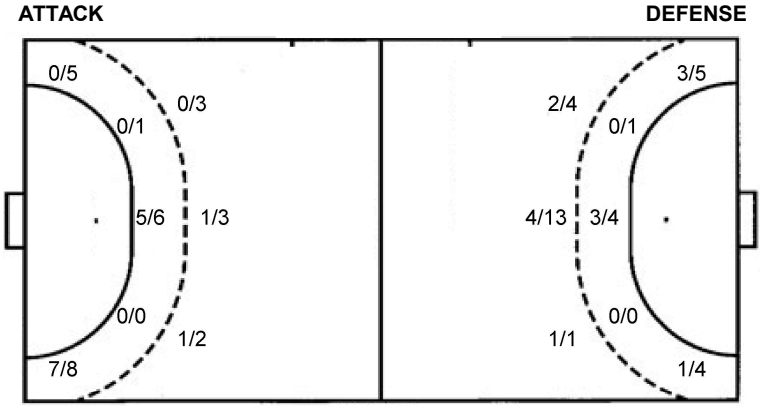

7m penalties	4/6	7m penalties	0/0
Fastbreak	1/1	Fastbreak	4/4
Breakthrough	5/13	Breakthrough	1/4
Long dist.	0/0	Long dist.	0/0

Shooting statistics

Position	Goals	Sav.	Miss.	Post	Blk.	Total	%
Back (9m)	2	4	1	0	1	8	25
Line (6m)	5	1	1	0	0	7	71
Wing	7	5	1	0	0	13	54
7m penalties	4	2	0	0	0	6	67
Fastbreak	1	0	0	0	0	1	100
Breakthrough	5	3	3	2	0	13	38
Total	**24**	**15**	**6**	**2**	**1**	**48**	**50**

#	Jersey number	**Tot.**	Total shooting	**6m**	6m (line) shooting	**9m**	9m shooting	**Wng**	Wing shooting	**FB**	Fastbreak sh.	**7m**	7m penalty sh.
Brk.	Breakthrough sh.	**LD**	Long distance sh.	**As.**	Assists	**PC**	Pass clear chance	**E7**	Eearned 7m pen.	**TF**	Technical faults	**St.**	Steals
2m	2m punishments	**C7.**	Commited 7m	**E2**	Eearned 2m pun.	**YC.**	Yellow cards	**R/B**	Red/Blue cards	**Blk.**	Blocks	**S**	Starting Line-up

IHF Women's Youth (18) World Championship

North Macedonia (Skopje)

Main Round IV, 2. round

Match Team Statistics

Match No. 75

Norway 19 - 24 Hungary

(9 - 9) (10 - 15)

5.8.2022. 18:30

Attendance: 150

Sport Centre Jane Sandanski

Referees: Sid Ali Hamidi (ALG) / Youcef Belkhiri (ALG)

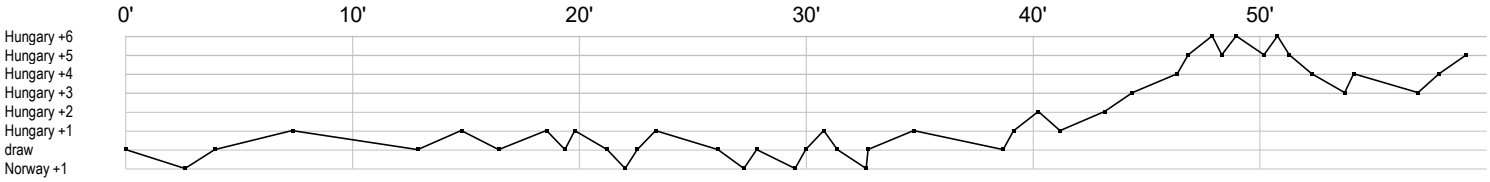

Norway



Hungary



	In game	**g**	Goal scored	**f**	Missed shot	**a**	Assist	**t**	Technical faults	**b**	Steal
2	2min suspension	**e**	Eearned 7m	**c**	Commited 7m	**y**	Yellow card	**r**	Red Card	**k**	Blue card
i	Eearned 2min.	**x**	Block	**4**	4min suspension	**p**	Pass for clear chance	**s**	Saved shot	**r**	Received goal