IHF Women's Youth (18) World Championship

North Macedonia (Skopje)

Main Round IV, 1. round

Match Team Statistics

Match No. 63

Norway 19 - 22 France

(6 - 11) (13 - 11)

4.8.2022. 18:30

Attendance: 100

Sport Centre Jane Sandanski

Referees: Danielo Bozhinovski (MKD) / Viktor Nachevski (MKD)

Norway

Players			Goals / shots									Attack					Def.			Penalties				TP
#	Surname and name	S	Tot.	%	9m	6m	Wing	7m	FB	Brk.	LD	As.	PC	E7	E2	TF	St.	C7	Blk	YC	2m	R	B	
1	MARDALEN Kadija															1								9:57
2	MONNÉ Ingeborg Storbak		3/5	60			3/5																	16:30
3	JULLUMSTRO Nicoline		3/7	43			3/7																	15:31
5	HEDENSTAD Constance	S	3/6	50	0/2			1/1	0/1	2/2		1		1	2	3	1	2			1			40:56
6	ENGER Mathea		4/7	57						4/6	0/1	3	2	1		4								40:08
8	KAMBRUCE Selin	S	0/3	0			0/2		0/1				1											60:00
9	KYRKJEEIDE Linnea Skadal	S	0/2	0			0/2																	26:05
11	GRASDAL Maria Elisabeth																	1						30:36
12	FRISENDAL Dina	S											1											28:12
18	SOLBAKKEN Eline Mangen	S	1/2	50	0/1	1/1										2	1	1	1		1			60:00
20	MJOS Marie	S	2/4	50	2/4							1				1	1	1						12:30
24	KVARME Mia												2											7:41
25	GISKE Viktoria																							11:54
26	ROSENBERG Nora Evelina Cecilia	S	3/7	43	1/5			1/1		1/1		2	5		1	3			1					60:00
28	MALESEVIC Anna Janicijevic																							
33	HONNINGSTAD Edle Christine																							
	Team / bench															1								
	UKUPNO		19/43	44	3/12	1/1	6/16	2/2	0/2	7/9	0/1	7	11	2	3	15	3	5	2	0	2	0	0	

Goalkeepers		Saves / shots								
#.	Surname and name	Tot.	%	9m	6m	Wing	7m	FB	Brk.	LD
1	MARDALEN Kadija	2/7	29	0/1	0/2	0/1	1/1		1/2	
12	FRISENDAL Dina	6/23	26	2/3	0/3	1/3	0/3	1/3	2/8	
28	MALESEVIC Anna Janicijevic									
	TOTAL	8/30	27	2/4	0/5	1/4	1/4	1/3	3/10	0/0

Coach: **Kristine Lunde-Borgersen**

Number of attacks: 52, Efficiency: 37%, Average Duration: 34.02 seconds

Attack by type of defense

	Shots	9m	6m	Wing	TF	E7	E2
On def. 6-0	17/38	3/12	1/1	6/16	15	2	3
Fastbreak	0/2				0	0	0

Defense by type

	Total	9m	6m	Wing	Stl.	C7	2m
Def. 6-0	16/29	2/9	5/6	3/4	0	5	2
Def. 5-1	1/3	0/0	0/0	0/0	3	0	0
Fastbreak	2/3				0	0	0

Attack with superiority / minority / goalkeeper out

	Attack				Reaction		
	Att.	Eff.	Shots	TF	FB	LD	Tot.
7 on 6 (GK out)	2	50%	1/1	1	0/0	0/0	0/0
6 on 6	38	34%	13/25	13			
6 on 5	10	40%	4/9	1			
5 on 6	2	50%	1/2	0			

Player superiority / GK out counted at the end of attack (in case it changes during attack)

Defense with superiority / minority / goalkeeper out

	Attack				Reaction		
	Att.	Eff.	Shots	TF	FB	LD	Tot.
7 on 6 (GK out)	1	0%	0/1	0	0/0	0/0	0/0
6 on 6 (GK out)	4	25%	1/1	3	0/0	0/1	0/1
6 on 6	40	45%	18/29	11			
5 on 6	3	33%	1/3	0			
6 on 5	3	67%	2/2	1			

Numbers show attacking numbers of oponnent. Lower efficiency of oponnent means better defense of this team

#	Jersey number	**Tot.**	Total shooting	**6m**	6m (line) shooting	**9m**	9m shooting	**Wng**	Wing shooting	**FB**	Fastbreak sh.	**7m**	7m penalty sh.
Brk.	Breakthrough sh.	**LD**	Long distance sh.	**As.**	Assists	**PC**	Pass clear chance	**E7**	Earned 7m pen.	**TF**	Technical faults	**St.**	Steals
2m	2m punishments	**C7.**	Commited 7m	**E2**	Earned 2m pun.	**YC.**	Yellow cards	**R/B**	Red/Blue cards	**Blk.**	Blocks	**S**	Starting Line-up

IHF Women's Youth (18) World Championship

North Macedonia (Skopje)

Main Round IV, 1. round

Match Team Statistics

Match No. 63

Norway 19 - 22 France

(6 - 11) (13 - 11)

4.8.2022. 18:30
Attendance: 100
Sport Centre Jane Sandanski

Referees: Danielo Bozhinovski (MKD) / Viktor Nachevski (MKD)

Shot distribution by player

2 I. Monné		
1/2		
0/1		
1/1		1/1

3 N. Jullumstro		
1/1		
1/1		0/1
1/1		0/1

1 post 1 miss.

5 C. Hedenstad		
0/1		0/1
2/2		1/1

1 miss.

6 M. Enger		
2/2		
1/2		1/1

1 post 1 miss.

8 S. Kambruce		
0/1		

2 post

9 L. Kyrkjeeide		
		0/1
0/1		

11 M. Grasdal		

18 E. Solbakken		
	1/1	

1 miss.

20 M. Mjos		
0/1		
		2/2

1 miss.

24 M. Kvarme		

25 V. Giske		

26 N. Rosenberg		
1/1	1/1	1/1

1 post 3 block

33 E. Honningstad		

TOTAL		
5/6	1/1	1/2
2/8		1/3
4/4	1/1	4/5

5 post 5 miss. 3 block

Saves distribution goalkeepers

1 K. Mardalen		
1/3		1/1
	0/1	0/1

12 D. Frisendal		
0/3		2/7
0/1		0/3
2/3	1/1	1/5

28 A. Malesevic		

TOTAL		
0/3		2/7
1/4		1/4
2/3	1/2	1/6

Shots by position

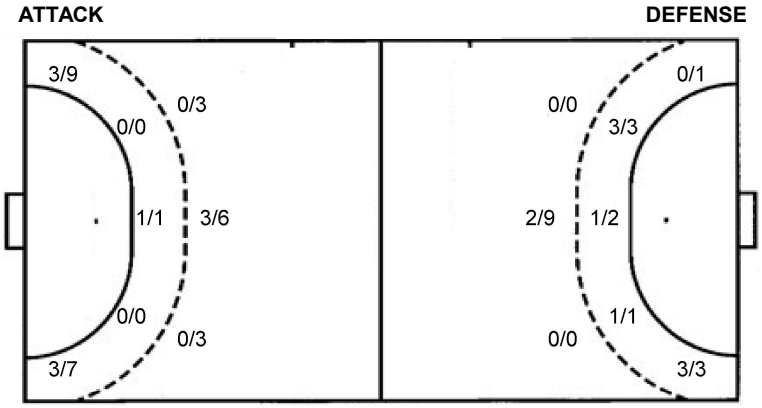

7m penalties	2/2	7m penalties	3/5
Fastbreak	0/2	Fastbreak	2/3
Breakthrough	7/9	Breakthrough	7/13
Long dist.	0/1	Long dist.	0/0

Shooting statistics

Position	Goals	Sav.	Miss.	Post	Blk.	Total	%
Back (9m)	3	2	3	1	3	12	25
Line (6m)	1	0	0	0	0	1	100
Wing	6	6	1	3	0	16	38
7m penalties	2	0	0	0	0	2	100
Fastbreak	0	2	0	0	0	2	0
Breakthrough	7	1	0	1	0	9	78
Total	**19**	**11**	**4**	**5**	**3**	**42**	**45**

#	Jersey number	**Tot.**	Total shooting	**6m**	6m (line) shooting	**9m**	9m shooting	**Wng**	Wing shooting	**FB**	Fastbreak sh.	**7m**	7m penalty sh.
Brk.	Breakthrough sh.	**LD**	Long distance sh.	**As.**	Assists	**PC**	Pass clear chance	**E7**	Earned 7m pen.	**TF**	Technical faults	**St.**	Steals
2m	2m punishments	**C7.**	Commited 7m	**E2**	Earned 2m pun.	**YC.**	Yellow cards	**R/B**	Red/Blue cards	**Blk.**	Blocks	**S**	Starting Line-up

Handball statistics and livescore by Toma-soft ltd (www.toma-soft.hr)

IHF Women's Youth (18) World Championship

North Macedonia (Skopje)

Main Round IV, 1. round

Match Team Statistics

Match No. 63

Norway 19 - 22 France

(6 - 11) (13 - 11)

4.8.2022. 18:30

Attendance: 100

Sport Centre Jane Sandanski

Referees: Danielo Bozhinovski (MKD) / Viktor Nachevski (MKD)

France

Players			Goals / shots									Attack					Def.			Penalties				TP
#	Surname and name	S	Tot.	%	9m	6m	Wing	7m	FB	Brk.	LD	As.	PC	E7	E2	TF	St.	C7	Blk	YC	2m	R	B	
1	LAZZARI Emma																							6:54
3	RANGIER Marylou																							
5	ERRARD Manon	S	1/1	100			1/1									1					1			23:20
6	KARAMOKO Fatou	S															1			1				22:31
10	TUCCELLA Emma		2/2	100			2/2																	35:51
12	LEHUALT-PARC Romane																							
13	GOLVET Delia		0/1	0			0/1							1	1									33:07
14	DURY Nina	S	3/3	100		1/1			2/2							1	2				1			32:46
15	BROQUAIRE Carla													1		1		1			1			31:03
16	WANDA Shana	S																						35:27
17	SISSOKO Assa											1				1		1						34:27
18	PERRET Nina		8/14	57	2/3	3/3		2/4		1/4			2	1	1	4					1			29:42
20	NIKINDANDA Clemence	S	1/2	50		1/2													2					29:49
21	BORG Enola	S	3/9	33	0/4					3/5		1	2	1		2	1		1					50:13
23	LOUVEAU Juliette		0/1	0	0/1											1								5:14
24	BORG Lylou	S	4/7	57	0/1			1/1	0/1	3/4		6	1	1		3	1			1	1			49:36
	Team / bench															1								
	UKUPNO		22/40	55	2/9	5/6	3/4	3/5	2/3	7/13	0/0	8	5	5	2	15	5	2	3	2	5	0	0	

Goalkeepers		Saves / shots								
#.	Surname and name	Tot.	%	9m	6m	Wing	7m	FB	Brk.	LD
1	LAZZARI Emma	2/6	33	1/2		1/2	0/1		0/1	
12	LEHUALT-PARC Romane									
16	WANDA Shana	9/23	39	1/2	0/1	5/10	0/1	2/2	1/7	
	TOTAL	11/29	38	2/4	0/1	6/12	0/2	3/2	1/8	0/0

Coach: **Olivier De Lafuente**

Number of attacks: 51, Efficiency: 43%, Average Duration: 35.78 seconds

Attack by type of defense

	Shots	9m	6m	Wing	TF	E7	E2
On def. 6-0	16/29	2/9	5/6	3/4	8	5	2
On def. 5-1	1/3	0/0	0/0	0/0	7	0	0
Fastbreak	2/3				0	0	0

Defense by type

	Total	9m	6m	Wing	Stl.	C7	2m
Def. 6-0	17/38	3/12	1/1	6/16	5	2	5
Fastbreak	0/2				0	0	0

Attack with superiority / minority / goalkeeper out

	Attack				Reaction		
	Att.	Eff.	Shots	TF	FB	LD	Tot.
7 on 6 (GK out)	1	0%	0/1	0	0/0	0/0	0/0
6 on 6 (GK out)	4	25%	1/1	3	0/0	0/1	0/1
6 on 6	40	45%	18/29	11			
5 on 6	3	33%	1/3	0			
6 on 5	3	67%	2/2	1			

Player superiority / GK out counted at the end of attack (in case it changes during attack)

Defense with superiority / minority / goalkeeper out

	Attack				Reaction		
	Att.	Eff.	Shots	TF	FB	LD	Tot.
7 on 6 (GK out)	2	50%	1/1	1	0/0	0/0	0/0
6 on 6	38	34%	13/25	13			
6 on 5	10	40%	4/9	1			
5 on 6	2	50%	1/2	0			

Numbers show attacking numbers of oponnent. Lower efficiency of oponnent means better defense of this team

#	Jersey number	**Tot.**	Total shooting	**6m**	6m (line) shooting	**9m**	9m shooting	**Wng**	Wing shooting	**FB**	Fastbreak sh.	**7m**	7m penalty sh.
Brk.	Breakthrough sh.	**LD**	Long distance sh.	**As.**	Assists	**PC**	Pass clear chance	**E7**	Earned 7m pen.	**TF**	Technical faults	**St.**	Steals
2m	2m punishments	**C7.**	Commited 7m	**E2**	Earned 2m pun.	**YC.**	Yellow cards	**R/B**	Red/Blue cards	**Blk.**	Blocks	**S**	Starting Line-up

IHF Women's Youth (18) World Championship

North Macedonia (Skopje)

Main Round IV, 1. round

Match Team Statistics

Match No. 63

Norway 19 - 22 France

(6 - 11) (13 - 11)

4.8.2022. 18:30
Attendance: 100
Sport Centre Jane Sandanski

Referees: Danielo Bozhinovski (MKD) / Viktor Nachevski (MKD)

Shot distribution by player

3 M. Rangier		

5 M. Errard		
1/1		

6 F. Karamoko		

10 E. Tuccella		
1/1		
1/1		

13 D. Golvet		
		0/1

14 N. Dury		
		1/1
		2/2

15 C. Broquaire		

17 A. Sissoko		

18 N. Perret		
1/1		1/1
1/2		1/1
0/2	1/1	2/2

2 post 1 miss. 1/1 lob

20 C. Nikindanda		
		1/1

1 post

21 E. Borg		
1/1		2/2
	0/1	0/1

1 post 2 miss. 1 block

23 J. Louveau		

1 post

24 L. Borg		
		0/1
1/1		2/3
		1/1

1 block

TOTAL		
3/3		5/7
3/4		3/4
1/3	1/2	5/6

5 post 3 miss. 2 block 1/1 lob

Saves distribution goalkeepers

1 E. Lazzari		
0/1		0/1
2/2		
0/1		0/1

12 R. Lehualt-Parc		

16 S. Wanda		
1/5	0/1	1/1
4/6		2/3
0/3	0/1	1/4

TOTAL		
1/6	0/1	1/2
6/8		2/3
0/4	0/1	1/5

Shots by position

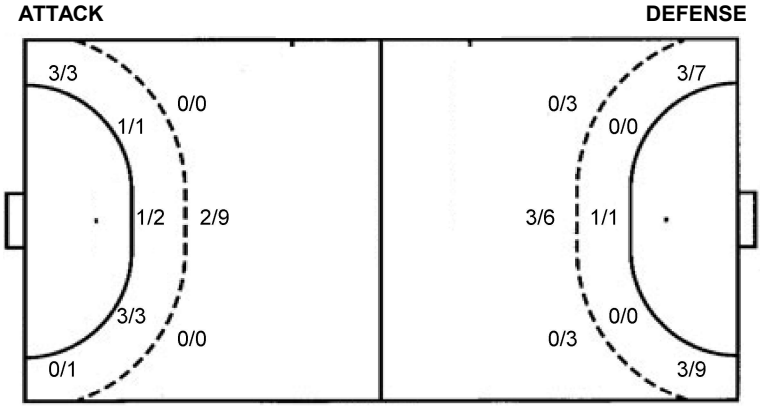

7m penalties	3/5	7m penalties	2/2
Fastbreak	2/3	Fastbreak	0/2
Breakthrough	7/13	Breakthrough	7/9
Long dist.	0/0	Long dist.	0/1

Shooting statistics

Position	Goals	Sav.	Miss.	Post	Blk.	Total	%
Back (9m)	2	2	1	2	2	9	22
Line (6m)	5	0	0	1	0	6	83
Wing	3	1	0	0	0	4	75
7m penalties	3	1	0	1	0	5	60
Fastbreak	2	1	0	0	0	3	67
Breakthrough	7	3	2	1	0	13	54
Total	**22**	**8**	**3**	**5**	**2**	**40**	**55**

#	Jersey number	**Tot.**	Total shooting	**6m**	6m (line) shooting	**9m**	9m shooting	**Wng**	Wing shooting	**FB**	Fastbreak sh.	**7m**	7m penalty sh.
Brk.	Breakthrough sh.	**LD**	Long distance sh.	**As.**	Assists	**PC**	Pass clear chance	**E7**	Earned 7m pen.	**TF**	Technical faults	**St.**	Steals
2m	2m punishments	**C7.**	Commited 7m	**E2**	Earned 2m pun.	**YC.**	Yellow cards	**R/B**	Red/Blue cards	**Blk.**	Blocks	**S**	Starting Line-up

IHF Women's Youth (18) World Championship

North Macedonia (Skopje)

Main Round IV, 1. round

Match Team Statistics

Match No. 63

Norway 19 - 22 France

(6 - 11) (13 - 11)

4.8.2022. 18:30

Attendance: 100

Sport Centre Jane Sandanski

Referees: Danielo Bozhinovski (MKD) / Viktor Nachevski (MKD)

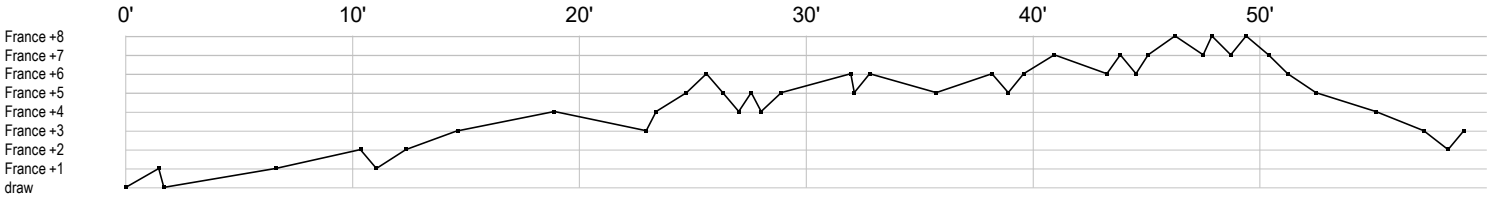

Norway

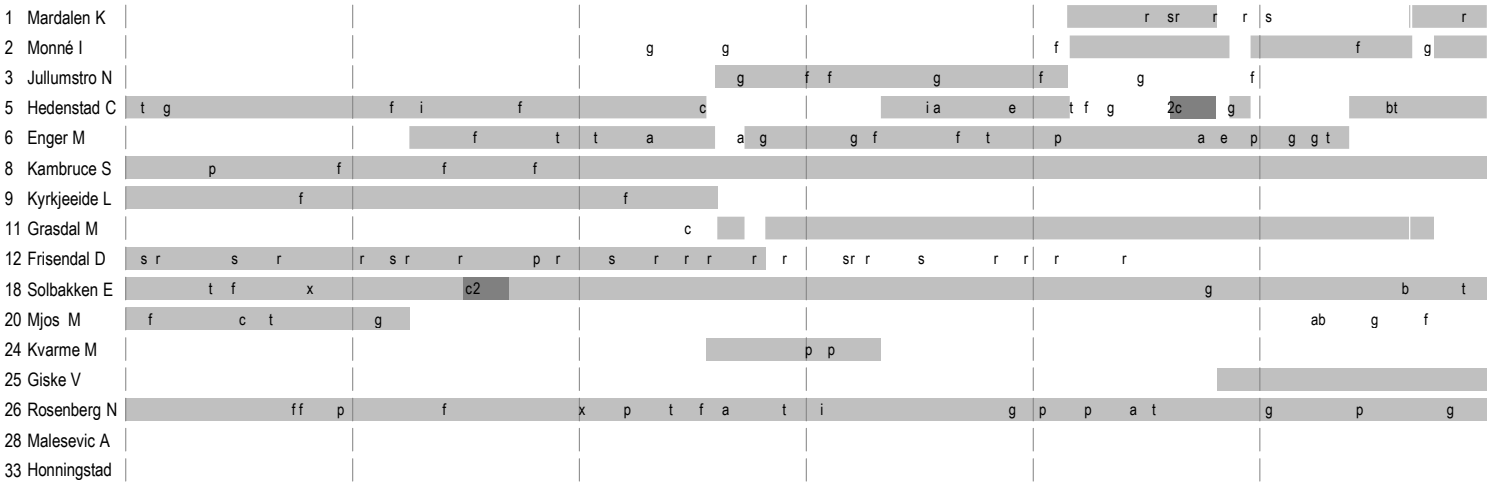

France



	In game	**g**	Goal scored	**f**	Missed shot	**a**	Assist	**t**	Technical faults	**b**	Steal
2	2min suspension	**e**	Eearned 7m	**c**	Commited 7m	**y**	Yellow card	**r**	Red Card	**k**	Blue card
i	Eearned 2min.	**x**	Block	**4**	4min suspension	**p**	Pass for clear chance	**s**	Saved shot	**r**	Received goal