



# IHF Women's Youth (18) World Championship

## North Macedonia (Skopje)

President's Cup IV, 1. round



Match Team Statistics

Match No. 62

**Spain 42 - 18 Uruguay**  
(25 - 9) (17 - 9)

4.8.2022. 12:30

Attendance: 60

Sport Centre Boris Trajkovski

Referees: Khalid Hussein (IRQ) / Abdoulaye Faye (SEN)

### Spain

#	Surname and name	S	Goals / shots									Attack					Def.			Penalties				TP					
			Tot.	%	9m	6m	Wing	7m	FB	Brk.	LD	As.	PC	E7	E2	TF	St.	C7	Blk	YC	2m	R	B						
1	SUAREZ SANCHEZ Andrea	S														1													27:42
2	TCHAPTCHET DJUISSIE Lyndie	S	1/1	100						1/1										2	3				1	1			24:29
3	ARROYO PIMIENTA Carmen		4/5	80	2/2					1/1	1/2				1	5	2	1	1	1	5				2				16:51
4	RUBIO WITTICH Vanesa		1/1	100							1/1																		30:00
5	PEREZ BARTOLOME Paula		1/2	50		1/2									1	1	1	1											11:26
6	BENITEZ NARVAEZ Blanca	S	4/4	100							4/4				1	2			2	1									20:07
7	SOMAZA BOSCH Ester	S	4/7	57	0/2	1/1					3/4				1				1	1									48:02
8	POLES OLUCHA Eider		3/4	75				1/2	1/1	1/1					2		1		1	1	1								43:04
9	TORT NET Alba	S	5/6	83							2/2	3/4			1	1				1									16:56
10	LAGUNA ARANDA Lucia		6/7	86			2/2	1/1	1/2	2/2					1					3	3								36:56
11	MORENTIN ALIAGA Uxue	S	3/4	75			2/3				1/1								1	1									33:02
12	MINGUEZ GARCIA Sabina														2					1									
13	MARTIN-BURO SANCHEZ Esther		0/1	0							0/1				1	1				1									29:46
15	MANTEROLA LEUNDA Ugazi		6/9	67			3/4	0/2	2/2	1/1					1		1	1	1	1									27:38
16	GARATE AQUIZU Miren		2/5	40			0/2		1/2			1/1			2				1	1	1								13:07
17	COBO VILLANUEVA Maria	S	2/4	50			0/2		2/2						1					1	1								40:54
	Team / bench																												
	UKUPNO		42/60	70	2/4	2/3	7/13	2/5	11/13	17/21	1/1				14	11	5	3	16	19	3	3	1	0	0	0			

#	Surname and name	Saves / shots								
		Tot.	%	9m	6m	Wing	7m	FB	Brk.	LD
1	SUAREZ SANCHEZ Andrea	10/19	53	1/2	0/2	1/4	1/1		7/10	
12	MINGUEZ GARCIA Sabina	3/12	25	0/4		1/3	1/1	1/1	0/3	
	TOTAL	13/31	42	1/6	0/2	2/7	2/2	1/1	7/13	0/0

Coach: Pablo Perea Villena

Number of attacks: 71, Efficiency: 59%, Average Duration: 21.55 seconds

### Attack by type of defense

	Shots	9m	6m	Wing	TF	E7	E2
On def. 6-0	28/41	2/4	2/3	7/13	16	5	3
Fastbreak	11/13				0	0	0

### Defense by type

	Total	9m	6m	Wing	Stl.	C7	2m
Def. 6-0	16/33	4/11	2/3	4/7	14	2	0
Def. 5-1	2/7	1/2	0/0	1/2	3	1	0
Def. 4-2	0/0	0/0	0/0	0/0	2	0	0
Fastbreak	0/1				0	0	0

### Attack with superiority / minority / goalkeeper out

	Attack				Reaction		
	Att.	Eff.	Shots	TF	FB	LD	Tot.
6 on 6	61	57%	35/47	14			
6 on 5	10	70%	7/8	2			

Player superiority / GK out counted at the end of attack (in case it changes during attack)

### Defense with superiority / minority / goalkeeper out

	Attack				Reaction		
	Att.	Eff.	Shots	TF	FB	LD	Tot.
6 on 6 (GK out)	1	0%	0/1	0	0/0	0/0	0/0
6 on 6	61	28%	17/35	26			
5 on 6	9	11%	1/4	5			

Numbers show attacking numbers of opponent. Lower efficiency of opponent means better defense of this team

# Jersey number Tot. Total shooting 6m 6m (line) shooting 9m 9m shooting Wng Wing shooting FB Fastbreak sh. 7m 7m penalty sh.  
Brk. Breakthrough sh. LD Long distance sh. As. Assists PC Pass clear chance E7 Earned 7m pen. TF Technical faults St. Steals  
2m 2m punishments C7. Committed 7m E2 Earned 2m pun. YC. Yellow cards R/B Red/Blue cards Blk. Blocks S Starting Line-up

Handball statistics and livescore by Toma-soft ltd (www.toma-soft.hr)



# IHF Women's Youth (18) World Championship

## North Macedonia (Skopje)

### President's Cup IV, 1. round



#### Match Team Statistics

Match No. 62

## Spain 42 - 18 Uruguay

(25 - 9) (17 - 9)

4.8.2022. 12:30

Attendance: 60

Sport Centre Boris Trajkovski

Referees: Khalid Hussein (IRQ) / Abdoulaye Faye (SEN)

#### Shot distribution by player

2 L. TchaptchetDjuissie

		1/1

3 C. ArroyoPimienta

1/1		1/1
		0/1
1/1		1/1

4 V. Rubio Wittich

1/1		

5 P. Perez Bartolome

		1/1

1 post

6 B. Benitez Narvaez

		1/1
1/1		1/1
1/1		

7 E. Somaza Bosch

		3/3
0/1		1/1

1 post 1 miss.

8 E. Poles Olucha

	0/1	
1/1		2/2

9 A. Tort Net

		2/2
1/1		2/2

1 post

10 L. Laguna Aranda

		2/2
		2/2
1/1		1/1

1 miss.

11 U. Morentin Aliaga

		1/1
2/3		

13 E. Martin-Buro Sanchez


1 post

15 U. Manterola Leunda

2/2		1/1
1/1		0/1
2/2		

1 post 1 miss.

16 M. Garate Aquizu

		1/1
0/2	1/1	

1 miss.

17 M. Cobo Villanueva

		1/2
		1/1

1 miss.

#### TOTAL

4/4		11/12
2/5	1/2	8/10
9/10		7/7

5 post 5 miss.

#### Saves distribution goalkeepers

1 A. Suarez Sanchez

1/1		2/5
1/3	2/2	4/4
0/4		

12 S. Minguez Garcia

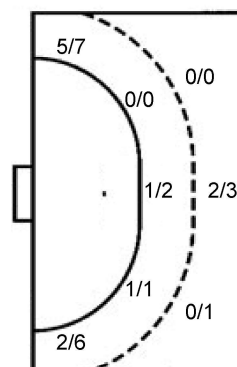
0/3	1/1	0/2
0/1	1/1	
1/4		

#### TOTAL

1/4	1/1	2/7
1/4	3/3	4/4
1/8		

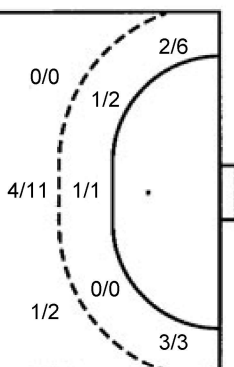
#### Shots by position

##### ATTACK



7m penalties 2/5  
Fastbreak 11/13  
Breakthrough 17/21  
Long dist. 1/1

##### DEFENSE



7m penalties 0/3  
Fastbreak 0/1  
Breakthrough 6/15  
Long dist. 0/0

#### Shooting statistics

Position	Goals	Sav.	Miss.	Post	Blk.	Total	%
Back (9m)	2	1	1	0	0	4	50
Line (6m)	2	0	0	1	0	3	67
Wing	7	3	3	0	0	13	54
7m penalties	2	2	0	1	0	5	40
Fastbreak	11	1	1	0	0	13	85
Breakthrough	17	1	0	3	0	21	81
<b>Total</b>	<b>41</b>	<b>8</b>	<b>5</b>	<b>5</b>	<b>0</b>	<b>59</b>	<b>69</b>

# Jersey number Tot. Total shooting 6m 6m (line) shooting 9m 9m shooting Wng Wing shooting FB Fastbreak sh. 7m 7m penalty sh.  
Brk. Breakthrough sh. LD Long distance sh. As. Assists PC Pass clear chance E7 Earned 7m pen. TF Technical faults St. Steals  
2m 2m punishments C7. Committed 7m E2 Earned 2m pun. YC. Yellow cards R/B Red/Blue cards Blk. Blocks S Starting Line-up

Handball statistics and livescore by Toma-soft ltd (www.toma-soft.hr)



IHF Women's Youth (18) World Championship  
North Macedonia (Skopje)  
President's Cup IV, 1. round



Match Team Statistics

Match No. 62

Spain 42 - 18 Uruguay

(25 - 9) (17 - 9)

4.8.2022. 12:30

Attendance: 60

Sport Centre Boris Trajkovski

Referees: Khalid Hussein (IRQ) / Abdoulaye Faye (SEN)

Uruguay

Players		Goals / shots										Attack					Def.			Penalties				TP	
#	Surname and name	S	Tot.	%	9m	6m	Wing	7m	FB	Brk.	LD	As.	PC	E7	E2	TF	St.	C7	Blk	YC	2m	R	B		
1	FERNANDEZ PELAEZ Lucia Belen																								20:55
2	CAMPOS HAVRANEK Martina Maria	S	0/6	0	0/3			0/1		0/2		1	1	1		4						1			20:46
3	MACHADO HARRIAGUE Manuela	S	2/3	67	1/1			1/1	0/1			1	1			4									41:42
4	MARQUEZ HUGUET Martina Pilar	S	2/5	40	1/2					1/3				2				2				1			21:11
7	HEILMANN POTRIE Emiliana	S	1/2	50		1/2									1										22:09
8	FERNANDEZ FERRER Maria Clara	S	1/4	25			1/2			0/2		1				1	1								21:43
9	GONZALEZ SILVERA Maria Noel																								
11	BARTHABURU AGUIRRE Clara	S	4/8	50	0/1			0/1		4/6			1			6	1					1			34:09
12	DABO GUISANDE Maite		1/1	100		1/1																			39:46
13	CASTRO LAPETINA Maria Clara		0/1	0					0/1						5	2									23:42
14	GALAN COMESANA Catalina	S	2/3	67			2/2			0/1					2										31:20
18	ANTORIA FERNANDEZ Virginia Carolina																								22:32
23	LOPEZ BENTANCOR Martina											1	1		2		1								33:46
24	FONTICIELLA MUTARELLI Delfina Maria		3/6	50	3/6								1		1										28:46
31	ZEBRAITIS BLANCO Paula		1/4	25			1/4									4									31:16
32	BATISTA NUNEZ Pia Belen		1/1	100						1/1		2	1		1										26:17
Team / bench																									
UKUPNO			18/44	41	5/13	2/3	5/9	0/3	0/1	6/15	0/0	6	6	3	0	31	2	5	0	0	3	0	0		

Goalkeepers		Saves / shots									
#	Surname and name	Tot.	%	9m	6m	Wing	7m	FB	Brk.	LD	
1	FERNANDEZ PELAEZ Lucia Belen	2/17	12	0/1	0/1	0/3	1/3	1/5	0/4		
18	ANTORIA FERNANDEZ Virginia Carolina	6/32	19	1/2	0/1	3/7	1/1	0/7	1/14		
TOTAL		8/49	16	1/3	0/2	3/10	2/4	2/12	1/18	0/0	

Coach: Rodrigo Manuel Olalde Fernandez

Number of attacks: 71, Efficiency: 25%, Average Duration: 32.18 seconds

Attack by type of defense

	Shots	9m	6m	Wing	TF	E7	E2
On def. 6-0	16/33	4/11	2/3	4/7	25	2	0
On def. 5-1	2/7	1/2	0/0	1/2	4	1	0
On def. 4-2	0/0	0/0	0/0	0/0	2	0	0
Fastbreak	0/1				0	0	0

Defense by type

	Total	9m	6m	Wing	Stl.	C7	2m
Def. 6-0	28/41	2/4	2/3	7/13	2	5	3
Fastbreak	11/13				0	0	0

Attack with superiority / minority / goalkeeper out

	Attack				Reaction		
	Att.	Eff.	Shots	TF	FB	LD	Tot.
6 on 6 (GK out)	1	0%	0/1	0	0/0	0/0	0/0
6 on 6	61	28%	17/35	26			
5 on 6	9	11%	1/4	5			

Player superiority / GK out counted at the end of attack (in case it changes during attack)

Defense with superiority / minority / goalkeeper out

	Attack				Reaction		
	Att.	Eff.	Shots	TF	FB	LD	Tot.
6 on 6	61	57%	35/47	14			
6 on 5	10	70%	7/8	2			

Numbers show attacking numbers of opponent. Lower efficiency of opponent means better defense of this team

# Jersey number Tot. Total shooting 6m 6m (line) shooting 9m 9m shooting Wng Wing shooting FB Fastbreak sh. 7m 7m penalty sh.  
Brk. Breakthrough sh. LD Long distance sh. As. Assists PC Pass clear chance E7 Earned 7m pen. TF Technical faults St. Steals  
2m 2m punishments C7. Committed 7m E2 Earned 2m pun. YC. Yellow cards R/B Red/Blue cards Blk. Blocks S Starting Line-up

Handball statistics and livescore by Toma-soft ltd (www.toma-soft.hr)



# IHF Women's Youth (18) World Championship

## North Macedonia (Skopje)

### President's Cup IV, 1. round



#### Match Team Statistics

Match No. 62

## Spain 42 - 18 Uruguay

(25 - 9) (17 - 9)

4.8.2022. 12:30

Attendance: 60

Sport Centre Boris Trajkovski

Referees: Khalid Hussein (IRQ) / Abdoulaye Faye (SEN)

#### Shot distribution by player

2 M. CamposHavraneck

0/1		0/1
		0/1
0/1		

1 miss. 1 block

3 M. Machado Harriague

		1/1
1/1		

1 post

4 M. MarquezHuguet

1/1		
1/1		0/2

1 block

7 E. HeilmannPotrie

		1/1

1 post

8 M. FernandezFerrer

		1/1
0/1	0/1	0/1

9 M. GonzalezSilvera


11 C. Barthaburu Aguirre

1/1	0/1	
3/3		

2 post 1 block

12 M. Dabo Guisande

1/1		

13 M. Castro Lapetina

	0/1	

14 C. Galan Comesana

		0/1
1/1		
1/1		

23 M. Lopez Bentancor


24 D. Fonticiella Mutarelli

1/1		2/2

2 post 1 miss.

31 P. ZebraitisBlanco

	0/1	
1/1		

2 miss.

32 P. Batista Nunez

1/1		

#### TOTAL

3/4	0/1	5/7
3/4	0/3	0/4
7/8		

6 post 4 miss. 3 block

#### Saves distribution goalkeepers

1 L. Fernandez Pelaez

0/2		0/6
1/1	1/2	0/3
0/2		0/2

18 V. Antoria Fernandez

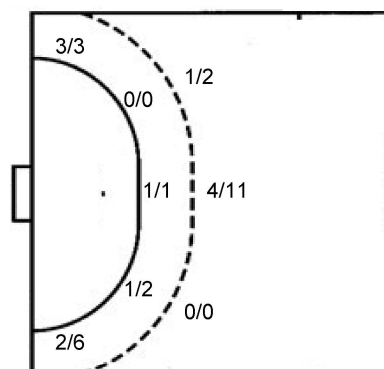
0/2		1/6
2/4		2/7
1/8		0/5

#### TOTAL

0/4		1/12
3/5	1/2	2/10
1/10		0/7

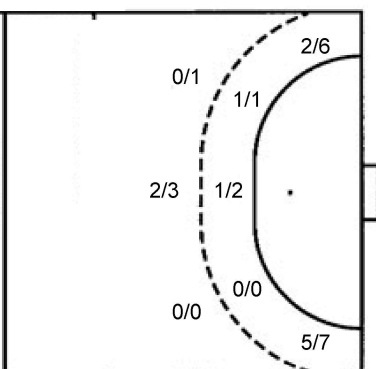
#### Shots by position

##### ATTACK



7m penalties 0/3  
Fastbreak 0/1  
Breakthrough 6/15  
Long dist. 0/0

##### DEFENSE



7m penalties 2/5  
Fastbreak 11/13  
Breakthrough 17/21  
Long dist. 1/1

#### Shooting statistics

Position	Goals	Sav.	Miss.	Post	Blk.	Total	%
Back (9m)	5	1	2	2	3	13	38
Line (6m)	2	0	0	1	0	3	67
Wing	5	2	2	0	0	9	56
7m penalties	0	2	0	1	0	3	0
Fastbreak	0	1	0	0	0	1	0
Breakthrough	6	7	0	2	0	15	40
<b>Total</b>	<b>18</b>	<b>13</b>	<b>4</b>	<b>6</b>	<b>3</b>	<b>44</b>	<b>41</b>

# Jersey number Tot. Total shooting 6m 6m (line) shooting 9m 9m shooting Wng Wing shooting FB Fastbreak sh. 7m 7m penalty sh.  
Brk. Breakthrough sh. LD Long distance sh. As. Assists PC Pass clear chance E7 Earned 7m pen. TF Technical faults St. Steals  
2m 2m punishments C7. Committed 7m E2 Earned 2m pun. YC. Yellow cards R/B Red/Blue cards Blk. Blocks S Starting Line-up

Handball statistics and livescore by Toma-soft ltd (www.toma-soft.hr)



# IHF Women's Youth (18) World Championship

## North Macedonia (Skopje)

### President's Cup IV, 1. round



### Match Team Statistics

Match No. 62

## Spain 42 - 18 Uruguay

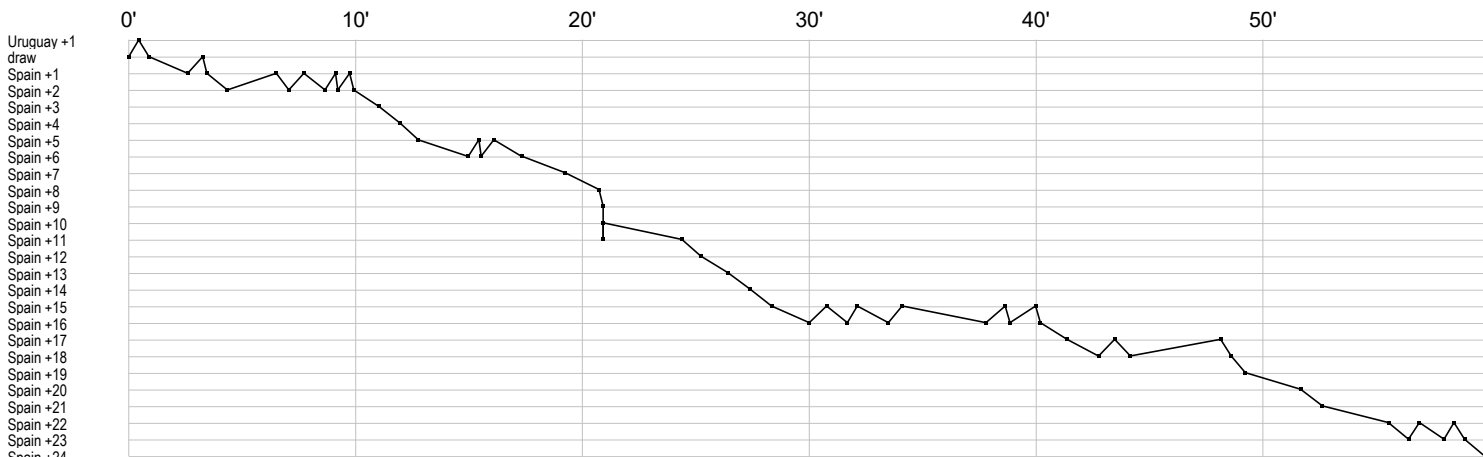
(25 - 9) (17 - 9)

4.8.2022. 12:30

Attendance: 60

Sport Centre Boris Trajkovski

Referees: Khalid Hussein (IRQ) / Abdoulaye Faye (SEN)



### Spain

1 Suarez	r s sr s r r r r s s s r r pss s r s
2 Tchaptchet	y bg t x b bt
3 Arroyo	b p gbp b p i e gbb x g p p a g t f e
4 Rubio Wittich	g
5 Perez	g pei f t
6 Benitez	bat g p g p t g g
7 Somaza	t f g fg a f b g g
8 Poles Olucha	ef a a g b t c g g
9 Tort Net A	g g f bgg g p a
10 Laguna	b f gbag g g t t bt g
11 Morentin	b tg f g g
12 Minguez	rs r r t s s r r r a a r r
13 Martin-Buro	p f a t
15 Manterola	ig t e f g g ba g f g g f
16 Garate Aquizu	g t aa f g c fb f
17 Cobo	f g bg c f a

### Uruguay

1 Fernandez	r r r s r r r r r r r r r r r
2 Campos	f t f t f t2 taf f e p
3 Machado	t t g t a p t g f
4 Marquez	f fc2 e g e c g
7 Heilmann	g f t
8 Fernandez	f f c a f t
9 Gonzalez	
11 Barthaburu	g p g fg f t t t 2c ft t t g f
12 Dabo	g
13 Castro	t bf b t t t t
14 Galan	t g f g t
18 Antoria	r r r r s r r r r r r s r r r r sr r r sr r r r
23 Lopez	a t c t p
24 Fonticiella	g f t g p g f f
31 Zebraitis	f t g f t f t t t
32 Batista Nunez	a p a t g

In game	<b>g</b> Goal scored	<b>f</b> Missed shot	<b>a</b> Assist	<b>t</b> Technical faults	<b>b</b> Steal
<b>2</b> 2min suspension	<b>e</b> Eearned 7m	<b>c</b> Committed 7m	<b>y</b> Yellow card	<b>r</b> Red Card	<b>k</b> Blue card
<b>i</b> Eearned 2min.	<b>x</b> Block	<b>4</b> 4min suspension	<b>p</b> Pass for clear chance	<b>s</b> Saved shot	<b>r</b> Received goal