



IHF Women's Youth (18) World Championship

North Macedonia (Skopje)

Main Round III, 1. round



Match Team Statistics

Match No. 59

Netherlands 31 - 25 Germany

(14 - 13) (17 - 12)

4.8.2022. 16:30

Attendance: 220

Sport Centre Boris Trajkovski

Referees: Ruben Burgos (ARG) / Gonzalo Delgado (ARG)

Netherlands

#	Surname and name	S	Goals / shots									Attack					Def.			Penalties			TP			
			Tot.	%	9m	6m	Wing	7m	FB	Brk.	LD	As.	PC	E7	E2	TF	St.	C7	Blk	YC	2m	R		B		
1	VAN DER VORST Nikki																									39:35
2	SCHANSSEMA Bianca	S																								18:52
5	VAN DER HELM Judith	S	1/2	50	0/1	1/1									1											37:54
7	KNIJN Roos																									
8	STEIJNS Veerle		0/1	0				0/1													1					20:17
9	BAKKER Donna	S	3/5	60			2/3			1/1	0/1				1							1				55:23
10	STADENS Romy																									
11	LUCHIES Daphne		5/10	50	1/1				1/1	3/8					3	3					3	1	1			45:08
12	VAN VLIET Lois	S	2/4	50			2/4								1						4	2				38:03
14	VAN MAURIK Alieke	S	3/7	43	0/2					3/5					1	1								1		37:15
15	HOLTMAN Lynn		0/1	0						0/1												1				7:41
16	IN DE BRAEKT Nomi																							1		5:11
20	LOY Jalisha	S	7/9	78	1/2				1/1	5/6					5						1	4	1	2		48:56
21	MAARSCHALKERWEERD Romée	S	5/7	71		4/5			1/1	0/1												1				55:05
23	ALDERDEN Rozemarijn		4/4	100	4/4											1										8:15
27	VAN KATWIJK Minke		1/1	100						1/1														1		2:25
	Team / bench																									
	UKUPNO		31/51	61	6/10	5/6	4/8	0/0	4/4	12/23	0/0				12	5	0	2	20	8	5	2	0	2	0	0

#	Surname and name	Saves / shots								
		Tot.	%	9m	6m	Wing	7m	FB	Brk.	LD
1	VAN DER VORST Nikki	8/22	36	4/6	1/4	1/3	0/4		2/5	
2	SCHANSSEMA Bianca	3/14	21	2/3	0/1	0/2	0/1		1/7	
	TOTAL	11/36	31	6/9	1/5	1/5	0/5	0/0	3/12	0/0

Coach: Ricardo Clarijs

Number of attacks: 69, Efficiency: 45%, Average Duration: 25.81 seconds

Attack by type of defense

	Shots	9m	6m	Wing	TF	E7	E2
On def. 6-0	21/39	4/7	3/4	4/7	15	0	1
On def. 5-1	6/8	2/3	2/2	0/1	5	0	1
Fastbreak	4/4				0	0	0

Defense by type

	Total	9m	6m	Wing	Stl.	C7	2m
Def. 6-0	20/45	3/16	4/6	4/6	8	5	2
Fastbreak	0/0				0	0	0

Attack with superiority / minority / goalkeeper out

	Attack				Reaction		
	Att.	Eff.	Shots	TF	FB	LD	Tot.
6 on 6 (GK out)	2	50%	1/2	0	0/0	0/0	0/0
6 on 6	62	45%	28/44	18			
6 on 5	4	50%	2/2	2			
5 on 6	1	0%	0/1	0			

Player superiority / GK out counted at the end of attack (in case it changes during attack)

Defense with superiority / minority / goalkeeper out

	Attack				Reaction		
	Att.	Eff.	Shots	TF	FB	LD	Tot.
6 on 6 (GK out)	2	100%	2/2	0	0/0	0/0	0/0
6 on 6	59	36%	21/37	22			
5 on 6	3	0%	0/2	1			
6 on 5	5	40%	2/5	0			

Numbers show attacking numbers of opponent. Lower efficiency of opponent means better defense of this team

Jersey number Tot. Total shooting 6m 6m (line) shooting 9m 9m shooting Wng Wing shooting FB Fastbreak sh. 7m 7m penalty sh.
 Brk. Breakthrough sh. LD Long distance sh. As. Assists PC Pass clear chance E7 Earned 7m pen. TF Technical faults St. Steals
 2m 2m punishments C7. Committed 7m E2 Earned 2m pun. YC. Yellow cards R/B Red/Blue cards Blk. Blocks S Starting Line-up



IHF Women's Youth (18) World Championship

North Macedonia (Skopje)

Main Round III, 1. round



Match Team Statistics

Match No. 59

Netherlands 31 - 25 Germany

(14 - 13) (17 - 12)

4.8.2022. 16:30

Attendance: 220

Sport Centre Boris Trajkovski

Referees: Ruben Burgos (ARG) / Gonzalo Delgado (ARG)

Shot distribution by player

5 J. Van Der Helm

0/1		1/1

7 R. Knijn

8 V. Steijns

	0/1	

9 D. Bakker

0/1		
	1/1	
		1/1

1/2 lob

10 R. Stadens

11 D. Luchies

	0/1	0/1
	2/3	1/2
1/1		1/1

1 miss.

12 L. Van Vliet

		1/2
1/1		

1 post

14 A. Van Maurik

1/1		
0/1	0/1	2/2

1 post 1 miss.

15 L. Holtman

0/1 lob

16 N. In De Braekt

20 J. Loy

1/1	1/1	1/1
3/3		1/1

2 miss.

21 R. Maarschalkerweerd

2/2	2/3	
1/1		

1 post

23 R. Alderden

1/1		
		1/1
2/2		

27 M. Van Katwijk

		1/1

TOTAL

3/5	1/2	3/5
3/4	5/9	5/6
7/7		3/3

3 post 4 miss. 1/3 lob

Saves distribution goalkeepers

1 N. Van Der Vorst

3/6		0/5
0/1	2/4	0/2
1/2	2/2	

2 B. Schanssema

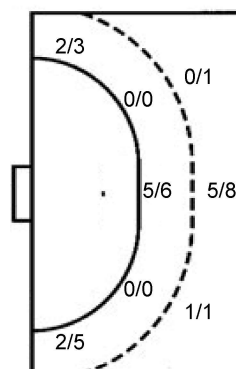
		1/2
0/1	1/2	0/1
1/4	0/1	0/1

TOTAL

3/6		1/7
0/2	3/6	0/3
2/6	2/3	0/1

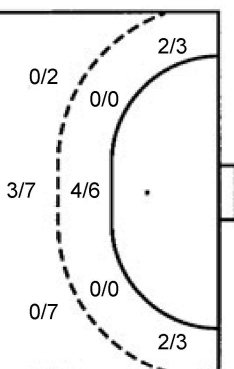
Shots by position

ATTACK



7m penalties 0/0
Fastbreak 4/4
Breakthrough 12/23
Long dist. 0/0

DEFENSE



7m penalties 5/5
Fastbreak 0/0
Breakthrough 9/17
Long dist. 0/0

Shooting statistics

Position	Goals	Sav.	Miss.	Post	Blk.	Total	%
Back (9m)	6	2	2	0	0	10	60
Line (6m)	5	0	0	1	0	6	83
Wing	4	3	0	1	0	8	50
7m penalties	0	0	0	0	0	0	0
Fastbreak	4	0	0	0	0	4	100
Breakthrough	12	8	2	1	0	23	52
Total	31	13	4	3	0	51	61

Jersey number Tot. Total shooting 6m 6m (line) shooting 9m 9m shooting Wng Wing shooting FB Fastbreak sh. 7m 7m penalty sh.
Brk. Breakthrough sh. LD Long distance sh. As. Assists PC Pass clear chance E7 Earned 7m pen. TF Technical faults St. Steals
2m 2m punishments C7. Committed 7m E2 Earned 2m pun. YC. Yellow cards R/B Red/Blue cards Blk. Blocks S Starting Line-up

Handball statistics and livescore by Toma-soft ltd (www.toma-soft.hr)



IHF Women's Youth (18) World Championship

North Macedonia (Skopje)

Main Round III, 1. round



Match Team Statistics

Match No. 59

Netherlands 31 - 25 Germany

(14 - 13) (17 - 12)

4.8.2022. 16:30

Attendance: 220

Sport Centre Boris Trajkovski

Referees: Ruben Burgos (ARG) / Gonzalo Delgado (ARG)

Germany

#	Surname and name	S	Goals / shots									Attack					Def.			Penalties			TP	
			Tot.	%	9m	6m	Wing	7m	FB	Brk.	LD	As.	PC	E7	E2	TF	St.	C7	Blk	YC	2m	R		B
1	HÜBNER Sarah Sophia																							13:14
3	SCHÖNEFELD Maja																							8:46
5	TERFLOTH Pia Maria	S	3/4	75																				55:23
7	PROBST Magdalena Barbara Leonie	S	3/5	60																				57:35
8	WOHLFEIL Merja																							14:53
9	KÜHNE Nieke	S	3/8	38																				31:05
10	EHLERT Matilda		5/7	71																				42:20
11	BIANCO Gianina Estella		0/1	0																				23:21
12	WEISS Marie Kristin	S																						46:12
14	RÖPCKE Lotta	S	3/6	50																				37:14
15	HÜRKAMP Emy Jane																							
18	ALBERS Merle Sophie																							
19	LEUCHTER Viola Charlotte	S	4/12	33																				30:53
20	PFUNDSTEIN Ariane	S	3/4	75																				43:46
22	WIPPER Tabea		0/1	0																				4:34
23	ALBERT Luise		1/2	50																				10:44
	Team / bench																							
	UKUPNO		25/50	50	3/16	4/6	4/6	5/5	0/0	9/17	0/0	9	6	5	2	23	4	0	2	0	2	0	0	

#	Surname and name	Saves / shots								
		Tot.	%	9m	6m	Wing	7m	FB	Brk.	LD
1	HÜBNER Sarah Sophia	0/5	0	0/2	0/1	0/1			0/1	
12	WEISS Marie Kristin	13/39	33	2/6	0/4	3/6		0/4	8/19	
	TOTAL	13/44	30	2/8	0/5	3/7	0/0	0/4	8/20	0/0

Coach: Eugenius Smits

Number of attacks: 69, Efficiency: 36%, Average Duration: 26.32 seconds

Attack by type of defense

	Shots	9m	6m	Wing	TF	E7	E2
On def. 6-0	20/45	3/16	4/6	4/6	23	5	2
Fastbreak	0/0				0	0	0

Defense by type

	Total	9m	6m	Wing	Stl.	C7	2m
Def. 6-0	21/39	4/7	3/4	4/7	2	0	1
Def. 5-1	6/8	2/3	2/2	0/1	2	0	1
Fastbreak	4/4				0	0	0

Attack with superiority / minority / goalkeeper out

	Attack				Reaction		
	Att.	Eff.	Shots	TF	FB	LD	Tot.
6 on 6 (GK out)	2	100%	2/2	0	0/0	0/0	0/0
6 on 6	59	36%	21/37	22			
5 on 6	3	0%	0/2	1			
6 on 5	5	40%	2/5	0			

Player superiority / GK out counted at the end of attack (in case it changes during attack)

Defense with superiority / minority / goalkeeper out

	Attack				Reaction		
	Att.	Eff.	Shots	TF	FB	LD	Tot.
6 on 6 (GK out)	2	50%	1/2	0	0/0	0/0	0/0
6 on 6	62	45%	28/44	18			
6 on 5	4	50%	2/2	2			
5 on 6	1	0%	0/1	0			

Numbers show attacking numbers of opponent. Lower efficiency of opponent means better defense of this team

Jersey number Tot. Total shooting 6m 6m (line) shooting 9m 9m shooting Wng Wing shooting FB Fastbreak sh. 7m 7m penalty sh.
 Brk. Breakthrough sh. LD Long distance sh. As. Assists PC Pass clear chance E7 Earned 7m pen. TF Technical faults St. Steals
 2m 2m punishments C7. Committed 7m E2 Earned 2m pun. YC. Yellow cards R/B Red/Blue cards Blk. Blocks S Starting Line-up

Handball statistics and livescore by Toma-soft ltd (www.toma-soft.hr)



IHF Women's Youth (18) World Championship

North Macedonia (Skopje)

Main Round III, 1. round



Match Team Statistics

Match No. 59

Netherlands 31 - 25 Germany

(14 - 13) (17 - 12)

4.8.2022. 16:30

Attendance: 220

Sport Centre Boris Trajkovski

Referees: Ruben Burgos (ARG) / Gonzalo Delgado (ARG)

Shot distribution by player

3 M. Schönefeld

5 P. Terfloth

2/2		
1/1		

1 miss.

7 M. Probst

1/1		1/1
	0/2	

1/1 lob

8 M. Wohlfeil

9 N. Kühne

	1/1	
	1/1	

2 post 3 miss. 1/1 lob

10 M. Ehler

0/1		2/2
		2/2
1/1		

1 miss.

11 G. Bianco

	0/1	

14 L. Röpcke

		1/1
	1/1	
0/1		1/1

2 miss.

15 E. Hürkamp

18 M. Albers

19 V. Leuchter

0/1		1/2
	0/1	1/1
2/3		

2 post 2 miss.

20 A. Pfundstein

1/1		1/1
	1/1	

1 miss.

22 T. Wipper

0/1		

23 L. Albert

1/1		
	0/1	

TOTAL

3/6		6/7
2/2	3/6	3/3
4/6	1/3	1/1

4 post 10 miss. 2/2 lob

Saves distribution goalkeepers

1 S. Hübner

0/1		0/1
0/1		0/1
0/1		

12 M. Weiss

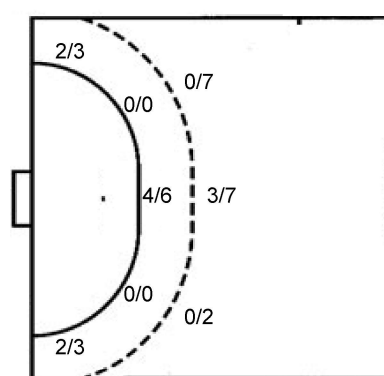
2/4	1/2	2/4
1/3	4/9	1/5
0/6		0/3

TOTAL

2/5	1/2	2/5
1/4	4/9	1/6
0/7		0/3

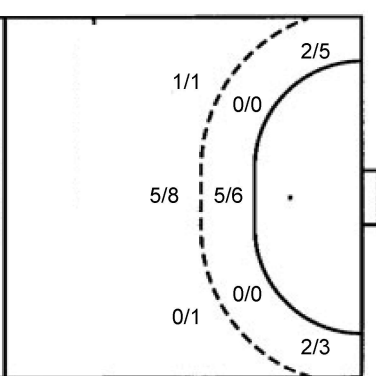
Shots by position

ATTACK



7m penalties 5/5
Fastbreak 0/0
Breakthrough 9/17
Long dist. 0/0

DEFENSE



7m penalties 0/0
Fastbreak 4/4
Breakthrough 12/23
Long dist. 0/0

Shooting statistics

Position	Goals	Sav.	Miss.	Post	Blk.	Total	%
Back (9m)	3	6	4	3	0	16	19
Line (6m)	4	1	1	0	0	6	67
Wing	4	1	1	0	0	6	67
7m penalties	5	0	0	0	0	5	100
Fastbreak	0	0	0	0	0	0	0
Breakthrough	9	3	4	1	0	17	53
Total	25	11	10	4	0	50	50

Jersey number Tot. Total shooting 6m 6m (line) shooting 9m 9m shooting Wng Wing shooting FB Fastbreak sh. 7m 7m penalty sh.
Brk. Breakthrough sh. LD Long distance sh. As. Assists PC Pass clear chance E7 Earned 7m pen. TF Technical faults St. Steals
2m 2m punishments C7. Committed 7m E2 Earned 2m pun. YC. Yellow cards R/B Red/Blue cards Blk. Blocks S Starting Line-up

Handball statistics and livescore by Toma-soft ltd (www.toma-soft.hr)

