IHF Women's Youth (18) World Championship

North Macedonia (Skopje)

President's Cup II, 1. round

Match Team Statistics

Match No. 53

Faroe Islands 27 - 22 India

(14 - 9) (13 - 13)

3.8.2022. 14:30

Attendance: 50

Sport Centre Jane Sandanski

Referees: Vania Sa (POR) / Jelena Jakovljevic (SRB)

Faroe Islands

Players			Goals / shots									Attack					Def.			Penalties				TP
#	Surname and name	S	Tot.	%	9m	6m	Wing	7m	FB	Brk.	LD	As.	PC	E7	E2	TF	St.	C7	Blk	YC	2m	R	B	
1	ARNGRIMSDOTTIR MÜLLER Silja	S																						45:18
2	EGHOLM Karin		2/5	40			0/2		2/2	0/1				1		1	1							30:00
4	ROYSDOTTIR Inga Maria	S	2/2	100			2/2							1	1	1	1							29:11
5	OLIVIA HEDINSDÓTTIR Silja	S										1				1	1	1						25:33
7	PÁLSDÓTTIR NÓLSOY Maria		4/8	50	0/1			2/3		2/4		1	3	2	1									27:14
8	FRANKSDÓTTIR JOENSEN Bjork		5/6	83					2/2	3/4		4				5				1				44:57
9	SIGRUNARDÓTTIR MIKKELSEN Sára		1/4	25		0/3				1/1					1									20:37
10	MOHR Lea	S	2/3	67		1/1	1/1			0/1							1	1			1			37:42
11	ARGE Lukka	S	1/5	20	0/2			1/2		0/1						1		2	1					18:51
12	KAAS MICHELSERN Simona																							12:26
13	JOENSEN Inga Maria												1					1						13:40
14	SIGRUNARDÓTTIR MIKKELSEN Anna											1						3						24:26
18	HALSDOTTIR WEYHE Anna Elisabeth	S	7/10	70	1/2					6/8		2	1	1		7	1							44:21
19	HAMMER Barbara	S	2/2	100		2/2						1					1				1			24:14
33	JAKOBSDÓTTIR DALSGARD Hanna		1/1	100				1/1								1								4:09
99	HEINESEN Karina Debes													1							1			17:21
	Team / bench																							
	UKUPNO		27/46	59	1/5	3/6	3/5	4/6	4/4	12/20	0/0	10	5	6	3	17	6	8	1	1	3	0	0	

Goalkeepers		Saves / shots								
#.	Surname and name	Tot.	%	9m	6m	Wing	7m	FB	Brk.	LD
1	ARNGRIMSDOTTIR MÜLLER Silja	5/13	38	1/1	1/2	0/1	0/2		3/7	
12	KAAS MICHELSERN Simona	5/18	28	1/3	2/2	1/2	0/5	1/1	0/5	
	TOTAL	10/31	32	2/4	3/4	1/3	0/7	1/1	3/12	0/0

Coach: **Simon Olsen**

Number of attacks: 62, Efficiency: 44%, Average Duration: 22.98 seconds

Attack by type of defense

	Shots	9m	6m	Wing	TF	E7	E2
On def. 6-0	7/10	1/3	2/2	2/2	3	1	1
On def. 5-1	7/19	0/1	1/4	0/2	9	3	2
On def. 4-2	3/4	0/1	0/0	0/0	3	2	0
On def. 3-2-1	2/3	0/0	0/0	1/1	2	0	0
Fastbreak	4/4				0	0	0

Defense by type

	Total	9m	6m	Wing	Stl.	C7	2m
Def. 6-0	14/32	2/7	1/4	2/6	6	8	3
Fastbreak	0/1				0	0	0

Attack with superiority / minority / goalkeeper out

	Attack				Reaction		
	Att.	Eff.	Shots	TF	FB	LD	Tot.
7 on 6 (GK out)	2	50%	1/1	1	0/0	0/0	0/0
6 on 6 (GK out)	6	17%	1/3	3	0/0	1/2	1/2
6 on 6	48	44%	21/36	12			
6 on 5	5	60%	3/4	1			
5 on 6	1	100%	1/1	0			

Player superiority / GK out counted at the end of attack (in case it changes during attack)

Defense with superiority / minority / goalkeeper out

	Attack				Reaction		
	Att.	Eff.	Shots	TF	FB	LD	Tot.
7 on 6 (GK out)	19	42%	8/13	6	1/1	0/0	1/1
6 on 6 (GK out)	2	0%	0/0	2	0/0	0/0	0/0
6 on 6	31	26%	8/16	15			
5 on 6	2	0%	0/1	1			
6 on 5	9	67%	6/7	2			

Numbers show attacking numbers of oponnent. Lower efficiency of oponnent means better defense of this team

#	Jersey number	**Tot.**	Total shooting	**6m**	6m (line) shooting	**9m**	9m shooting	**Wng**	Wing shooting	**FB**	Fastbreak sh.	**7m**	7m penalty sh.
Brk.	Breakthrough sh.	**LD**	Long distance sh.	**As.**	Assists	**PC**	Pass clear chance	**E7**	Eearned 7m pen.	**TF**	Technical faults	**St.**	Steals
2m	2m punishments	**C7.**	Commited 7m	**E2**	Eearned 2m pun.	**YC.**	Yellow cards	**R/B**	Red/Blue cards	**Blk.**	Blocks	**S**	Starting Line-up

IHF Women's Youth (18) World Championship

North Macedonia (Skopje)

President's Cup II, 1. round

Match Team Statistics

Match No. 53

Faroe Islands 27 - 22 India

(14 - 9) (13 - 13)

3.8.2022. 14:30

Attendance: 50

Sport Centre Jane Sandanski

Referees: Vania Sa (POR) / Jelena Jakovljevic (SRB)

Shot distribution by player

2 K. Egholm

1/1		
		1/3

1 post

4 I. Roysdottir

		1/1
		1/1

5 S. Olivia Hedinsdóttir

7 M. PálsdóttirNólsoy

2/2		1/2
1/2		

1 post 1 miss.

8 B. Franksdóttir Joensen

3/3		
		1/2
		1/1

9 S. Sigrunardóttir Mikkelsen

1/1		
0/1		
		0/1

1 post

10 L. Mohr

		1/1
		1/1

1 post

11 L. Arge

1/2		0/1
0/1		

1 miss.

13 I. Joensen

14 A. Sigrunardóttir Mikkelsen

18 A. HalsdottirWeyhe

1/1		2/2
1/1	2/2	1/2

2 post

19 B. Hammer

		2/2

33 H. Jakobsdóttir Dalsgard

		1/1

99 K. Heinesen

TOTAL

9/10		5/7
0/1		2/3
2/4	2/2	7/11

6 post 2 miss.

Saves distribution goalkeepers

1 S. Arngrimsdottir Müller

		1/2
1/1		1/3
0/3		2/4

12 S. Kaas Michelsern

2/3	0/1	0/3
1/3		2/3
0/2	0/1	0/2

TOTAL

2/3	0/1	1/5
2/4		3/6
0/5	0/1	2/6

Shots by position

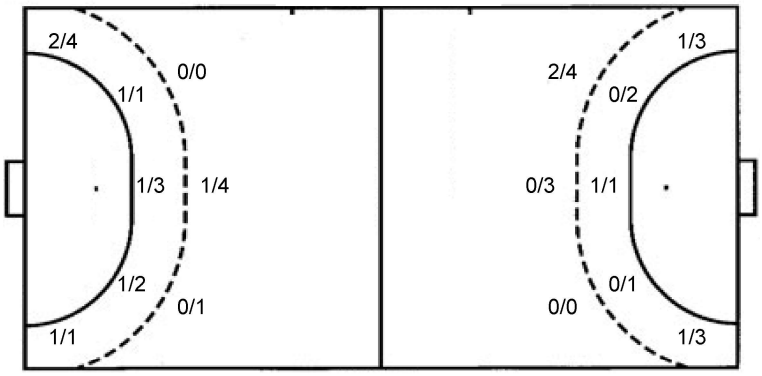

7m penalties	4/6	7m penalties	7/8
Fastbreak	4/4	Fastbreak	0/1
Breakthrough	12/20	Breakthrough	9/15
Long dist.	0/0	Long dist.	1/2

Shooting statistics

Position	Goals	Sav.	Miss.	Post	Blk.	Total	%
Back (9m)	1	3	0	1	0	5	20
Line (6m)	3	2	0	1	0	6	50
Wing	3	1	0	1	0	5	60
7m penalties	4	1	1	0	0	6	67
Fastbreak	4	0	0	0	0	4	100
Breakthrough	12	4	1	3	0	20	60
Total	**27**	**11**	**2**	**6**	**0**	**46**	**59**

#	Jersey number	**Tot.**	Total shooting	**6m**	6m (line) shooting	**9m**	9m shooting	**Wng**	Wing shooting	**FB**	Fastbreak sh.	**7m**	7m penalty sh.
Brk.	Breakthrough sh.	**LD**	Long distance sh.	**As.**	Assists	**PC**	Pass clear chance	**E7**	Earned 7m pen.	**TF**	Technical faults	**St.**	Steals
2m	2m punishments	**C7.**	Commited 7m	**E2**	Earned 2m pun.	**YC.**	Yellow cards	**R/B**	Red/Blue cards	**Blk.**	Blocks	**S**	Starting Line-up

IHF Women's Youth (18) World Championship

North Macedonia (Skopje)

President's Cup II, 1. round

Match Team Statistics

Match No. 53

Faroe Islands 27 - 22 India

(14 - 9) (13 - 13)

3.8.2022. 14:30

Attendance: 50

Sport Centre Jane Sandanski

Referees: Vania Sa (POR) / Jelena Jakovljevic (SRB)

India

Players			Goals / shots									Attack					Def.			Penalties				TP
#	Surname and name	S	Tot.	%	9m	6m	Wing	7m	FB	Brk.	LD	As.	PC	E7	E2	TF	St.	C7	Blk	YC	2m	R	B	
1	DEVI Chetna	S	0/1	0							0/1													59:53
2	AARTI																							7:09
3	POOJA		1/1	100				1/1																3:30
4	JASSI	S	10/15	67		0/1		3/4	0/1	6/8	1/1	2	3	2		6	5							57:27
5	PAYAL																1	1						30:00
7	TEENA																							
8	KUMARI Sanjana	S	4/8	50			1/3	2/2		1/3		1	3	2	1	3								60:00
10	PRIYA	S	3/7	43	2/5			1/1		0/1		2	2	1		8								38:42
11	PREETI	S														1		1			1			22:51
12	NANITA																							
13	GARIMA	S	2/5	40			1/3			1/2				2	1	4		1			1			57:23
15	THAKUR Kritika		1/3	33		1/3										1	1	2						53:04
16	GURJAR Pooja																							
20	SHARMA Gulshan	S	1/3	33	0/2					1/1		2		1	1	1	1	1			1			30:01
21	MAJUMDAR Esha																							
22	CHAVAN Anushka Ankush																							
	Team / bench															2								
	UKUPNO		22/43	51	2/7	1/4	2/6	7/8	0/1	9/15	1/2	7	8	8	3	26	8	6	0	0	3	0	0	

Goalkeepers		Saves / shots								
#.	Surname and name	Tot.	%	9m	6m	Wing	7m	FB	Brk.	LD
1	DEVI Chetna	11/38	29	3/4	2/5	1/4	1/5	0/4	4/16	
12	NANITA									
16	GURJAR Pooja									
	TOTAL	11/38	29	3/4	2/5	1/4	1/5	1/4	4/16	0/0

Coach: **Arvind Kumar Yadav**

Number of attacks: 63, Efficiency: 35%, Average Duration: 34.51 seconds

Attack by type of defense

	Shots	9m	6m	Wing	TF	E7	E2
On def. 6-0	14/32	2/7	1/4	2/6	26	8	3
Fastbreak	0/1				0	0	0

Defense by type

	Total	9m	6m	Wing	Stl.	C7	2m
Def. 6-0	7/10	1/3	2/2	2/2	1	1	1
Def. 5-1	7/19	0/1	1/4	0/2	4	3	2
Def. 4-2	3/4	0/1	0/0	0/0	3	2	0
Def. 3-2-1	2/3	0/0	0/0	1/1	0	0	0
Fastbreak	4/4				0	0	0

Attack with superiority / minority / goalkeeper out

	Attack				Reaction		
	Att.	Eff.	Shots	TF	FB	LD	Tot.
7 on 6 (GK out)	19	42%	8/13	6	1/1	0/0	1/1
6 on 6 (GK out)	2	0%	0/0	2	0/0	0/0	0/0
6 on 6	31	26%	8/16	15			
5 on 6	2	0%	0/1	1			
6 on 5	9	67%	6/7	2			

Player superiority / GK out counted at the end of attack (in case it changes during attack)

Defense with superiority / minority / goalkeeper out

	Attack				Reaction		
	Att.	Eff.	Shots	TF	FB	LD	Tot.
7 on 6 (GK out)	2	50%	1/1	1	0/0	0/0	0/0
6 on 6 (GK out)	6	17%	1/3	3	0/0	1/2	1/2
6 on 6	48	44%	21/36	12			
6 on 5	5	60%	3/4	1			
5 on 6	1	100%	1/1	0			

Numbers show attacking numbers of oponnent. Lower efficiency of oponnent means better defense of this team

#	Jersey number	**Tot.**	Total shooting	**6m**	6m (line) shooting	**9m**	9m shooting	**Wng**	Wing shooting	**FB**	Fastbreak sh.	**7m**	7m penalty sh.
Brk.	Breakthrough sh.	**LD**	Long distance sh.	**As.**	Assists	**PC**	Pass clear chance	**E7**	Earned 7m pen.	**TF**	Technical faults	**St.**	Steals
2m	2m punishments	**C7.**	Commited 7m	**E2**	Earned 2m pun.	**YC.**	Yellow cards	**R/B**	Red/Blue cards	**Blk.**	Blocks	**S**	Starting Line-up

IHF Women's Youth (18) World Championship

North Macedonia (Skopje)

President's Cup II, 1. round

Match Team Statistics

Match No. 53

Faroe Islands 27 - 22 India

(14 - 9) (13 - 13)

3.8.2022. 14:30

Attendance: 50

Sport Centre Jane Sandanski

Referees: Vania Sa (POR) / Jelena Jakovljevic (SRB)

Shot distribution by player

2 . Aarti

3 . Pooja

1/1		

4 . Jassi

0/1		
2/2		2/3
2/2	1/1	2/2

2 post 1 miss. 1/1 lob

5 . Payal

7 . Teena

8 S. Kumari

0/1		1/2
		0/1
1/1		2/2

1 post

10 . Priya

	1/1	1/1
1/1		0/2

1 post 1 block

11 . Preeti

13 . Garima

		1/1
		1/1

2 post 1 miss.

15 K. Thakur

		1/1
0/1		0/1

20 G. Sharma

1/1		
0/1		

1 post

21 E. Majumdar

22 A. Chavan

TOTAL

1/3	1/1	4/5
2/4		3/6
5/5	1/1	4/6

7 post 2 miss. 1 block 1/1 lob

Saves distribution goalkeepers

1 C. Devi

1/10		2/7
1/1		1/3
2/4	0/2	4/11

12 . Nanita

16 P. Gurjar

TOTAL

1/10		2/7
1/1		1/3
2/4	0/2	4/11

Shots by position

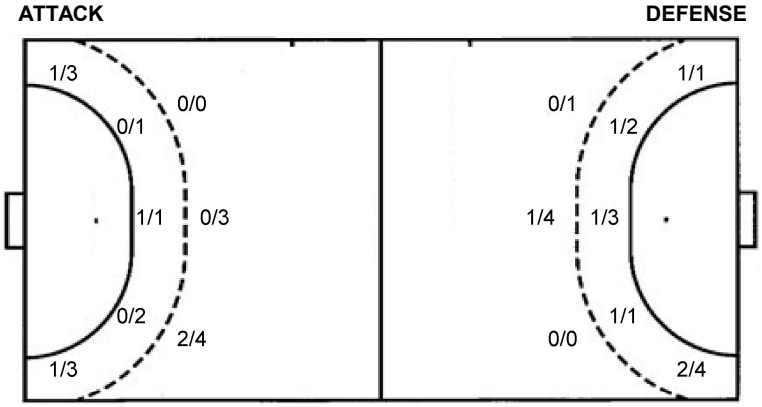

7m penalties	7/8	7m penalties	4/6
Fastbreak	0/1	Fastbreak	4/4
Breakthrough	9/15	Breakthrough	12/20
Long dist.	1/2	Long dist.	0/0

Shooting statistics

Position	Goals	Sav.	Miss.	Post	Blk.	Total	%
Back (9m)	2	2	0	2	1	7	29
Line (6m)	1	3	0	0	0	4	25
Wing	2	1	0	3	0	6	33
7m penalties	7	0	0	1	0	8	88
Fastbreak	0	1	0	0	0	1	0
Breakthrough	9	3	2	1	0	15	60
Total	**21**	**10**	**2**	**7**	**1**	**41**	**51**

#	Jersey number	**Tot.**	Total shooting	**6m**	6m (line) shooting	**9m**	9m shooting	**Wng**	Wing shooting	**FB**	Fastbreak sh.	**7m**	7m penalty sh.
Brk.	Breakthrough sh.	**LD**	Long distance sh.	**As.**	Assists	**PC**	Pass clear chance	**E7**	Earned 7m pen.	**TF**	Technical faults	**St.**	Steals
2m	2m punishments	**C7.**	Commited 7m	**E2**	Earned 2m pun.	**YC.**	Yellow cards	**R/B**	Red/Blue cards	**Blk.**	Blocks	**S**	Starting Line-up

Handball statistics and livescore by Toma-soft ltd (www.toma-soft.hr)

IHF Women's Youth (18) World Championship

North Macedonia (Skopje)

President's Cup II, 1. round

Match Team Statistics

Match No. 53

Faroe Islands 27 - 22 India

(14 - 9) (13 - 13)

3.8.2022. 14:30

Attendance: 50

Sport Centre Jane Sandanski

Referees: Vania Sa (POR) / Jelena Jakovljevic (SRB)

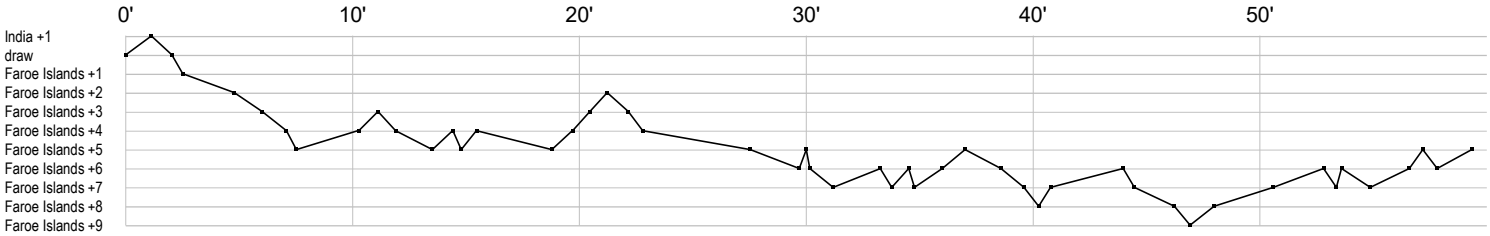

Faroe Islands



India

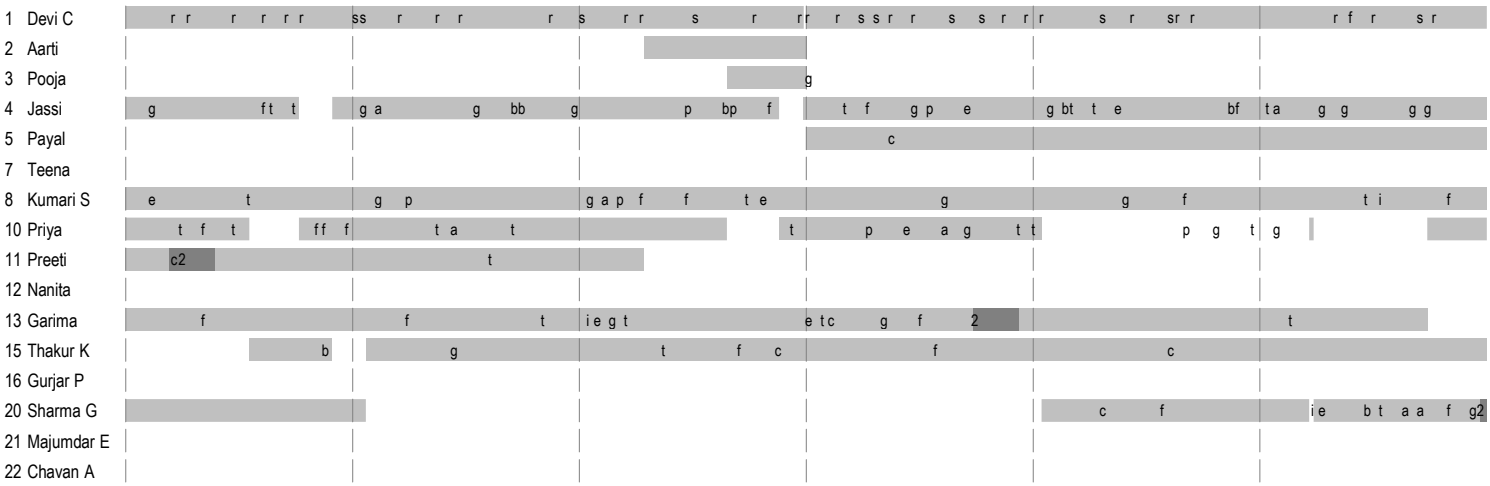

	In game	**g**	Goal scored	**f**	Missed shot	**a**	Assist	**t**	Technical faults	**b**	Steal
2	2min suspension	**e**	Eearned 7m	**c**	Commited 7m	**y**	Yellow card	**r**	Red Card	**k**	Blue card
i	Eearned 2min.	**x**	Block	**4**	4min suspension	**p**	Pass for clear chance	**s**	Saved shot	**r**	Received goal

Handball statistics and livescore by Toma-soft ltd (www.toma-soft.hr)