



IHF Women's Youth (18) World Championship

North Macedonia (Skopje)

President's Cup I, 1. round



Match Team Statistics

Match No. 50

Senegal 31 - 37 Algeria

(12 - 13) (19 - 24)

3.8.2022. 14:30

Attendance: 40

Sport Centre Boris Trajkovski

Referees: Raymel Reyes (CUB) / German Araujo (URU)

Senegal

#	Surname and name	S	Goals / shots								Attack				Def.			Penalties				TP							
			Tot.	%	9m	6m	Wing	7m	FB	Brk.	LD	As.	PC	E7	E2	TF	St.	C7	Blk	YC	2m		R	B					
2	GUEYE Mamboup	S	1/4	25			0/2			1/1	0/1			2														44:30	
3	DIONE Sokhna Sai	S	2/2	100							2/2			1	4	1	1	5										35:10	
5	SARR Amy	S	1/4	25			1/3				0/1							1										31:42	
6	KEBE Sira	S	8/14	57	5/9			1/2			2/3			1	1	1		1										55:23	
7	DIONE Oumou		3/4	75				2/3		1/1							3		1						1			22:11	
8	NDIAYE Ndeye Rokhaya Diop	S	5/6	83	2/2	2/2	1/2											1										39:15	
10	DIOP Ndeye Maguette		0/1	0							0/1			3				2										14:37	
11	FALL Salimata		1/5	20	0/3			1/2							1			1	1									18:02	
12	NDIAYE Amy														1													17:19	
13	GOMIS Theresimia	S	6/14	43	0/5	0/1		1/1	1/1	4/6				4	1	1	3	7		1								54:25	
15	GUEYE Oumy																												
16	CISSE Nguenar	S																										42:41	
17	MBAYE Astou Mbene																	1										9:08	
23	MBENGUE Amy																								1			7:50	
29	MBOUP Mbarka		4/5	80	0/1	3/3					1/1				1			1	1						1			27:47	
44	DIAGANA Fatoumata																												
	Team / bench																												
	UKUPNO		31/59	53	7/20	5/6	5/12	2/3	3/3	9/15	0/0			11	9	3	4	21	4	3	0	0	0	0	0	0	0		

#	Surname and name	Saves / shots								
		Tot.	%	9m	6m	Wing	7m	FB	Brk.	LD
12	NDIAYE Amy	1/6	17		1/3	0/1		0/2		
16	CISSE Nguenar	13/45	29	7/13	2/10		0/2	1/10	3/10	
	TOTAL	14/51	27	7/13	3/13	0/1	0/2	1/12	3/10	0/0

Coach: Serigne Fall

Number of attacks: 72, Efficiency: 43%, Average Duration: 28.44 seconds

Attack by type of defense

	Shots	9m	6m	Wing	TF	E7	E2
On def. 6-0	26/53	7/20	5/6	5/12	21	3	4
Fastbreak	3/3				0	0	0

Defense by type

	Total	9m	6m	Wing	Stl.	C7	2m
Def. 6-0	24/44	6/17	10/14	1/1	4	3	3
Fastbreak	11/12				0	0	0

Attack with superiority / minority / goalkeeper out

	Attack				Reaction		
	Att.	Eff.	Shots	TF	FB	LD	Tot.
6 on 6	56	46%	26/39	17			
6 on 5	8	25%	2/5	3			
5 on 6	5	0%	0/4	1			
5 on 5	3	100%	3/3	0			

Player superiority / GK out counted at the end of attack (in case it changes during attack)

Defense with superiority / minority / goalkeeper out

	Attack				Reaction		
	Att.	Eff.	Shots	TF	FB	LD	Tot.
6 on 6	57	47%	27/42	15			
5 on 6	6	50%	3/4	2			
6 on 5	7	86%	6/7	0			
5 on 5	3	33%	1/2	1			

Numbers show attacking numbers of opponent. Lower efficiency of opponent means better defense of this team

Jersey number Tot. Total shooting 6m 6m (line) shooting 9m 9m shooting Wng Wing shooting FB Fastbreak sh. 7m 7m penalty sh.
 Brk. Breakthrough sh. LD Long distance sh. As. Assists PC Pass clear chance E7 Earned 7m pen. TF Technical faults St. Steals
 2m 2m punishments C7. Committed 7m E2 Earned 2m pun. YC. Yellow cards R/B Red/Blue cards Blk. Blocks S Starting Line-up

Handball statistics and livescore by Toma-soft ltd (www.toma-soft.hr)



IHF Women's Youth (18) World Championship

North Macedonia (Skopje)

President's Cup I, 1. round



Match Team Statistics

Match No. 50

Senegal 31 - 37 Algeria

(12 - 13) (19 - 24)

3.8.2022. 14:30

Attendance: 40

Sport Centre Boris Trajkovski

Referees: Raymel Reyes (CUB) / German Araujo (URU)

Shot distribution by player

2 M. Gueye

	1/1	0/1

1 post 1 miss.

3 S. Dione

	1/1		1/1

5 A. Sarr

	1/1		0/1
		0/1	

1 post

6 S. Kebe

			3/4
			0/1
	2/4		2/2

1 post 1 block 1/1 lob

7 O. Dione

		0/1	1/1
	1/1		1/1

8 N. Ndiaye

	2/2	1/1	2/2
			0/1

10 N. Diop

			0/1

11 S. Fall

	1/3	0/1

1 block

13 T. Gomis

	1/2	1/1	1/1
	0/2		1/1
	0/1	2/2	

2 post 1 miss. 1 block

15 O. Gueye

17 A. Mbaye

23 A. Mbengue

29 M. Mboup

			3/3
	0/1		
	1/1		

44 F. Diagana

TOTAL

4/5	4/7	11/14
1/4		1/4
4/7	2/3	3/4

5 post 2 miss. 3 block 1/1 lob

Saves distribution goalkeepers

12 A. Ndiaye

	1/1		0/4
	0/1		

16 N. Cisse

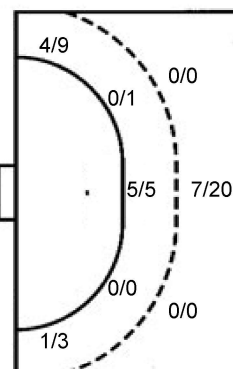
	4/8	3/3	3/11
	2/4		0/1
	1/8	0/1	0/9

TOTAL

5/9	3/3	3/15
2/4		0/1
1/9	0/1	0/9

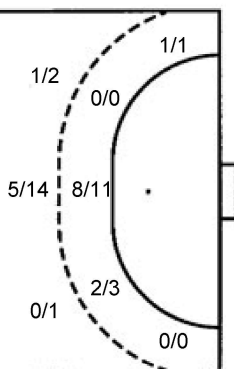
Shots by position

ATTACK



7m penalties 2/3
Fastbreak 3/3
Breakthrough 9/15
Long dist. 0/0

DEFENSE



7m penalties 2/3
Fastbreak 11/12
Breakthrough 7/12
Long dist. 0/0

Shooting statistics

Position	Goals	Sav.	Miss.	Post	Blk.	Total	%
Back (9m)	7	8	1	1	3	20	35
Line (6m)	5	0	0	1	0	6	83
Wing	5	5	1	1	0	12	42
7m penalties	2	1	0	0	0	3	67
Fastbreak	3	0	0	0	0	3	100
Breakthrough	9	4	0	2	0	15	60
Total	31	18	2	5	3	59	53

Jersey number Tot. Total shooting 6m 6m (line) shooting 9m 9m shooting Wng Wing shooting FB Fastbreak sh. 7m 7m penalty sh.
Brk. Breakthrough sh. LD Long distance sh. As. Assists PC Pass clear chance E7 Earned 7m pen. TF Technical faults St. Steals
2m 2m punishments C7. Committed 7m E2 Earned 2m pun. YC. Yellow cards R/B Red/Blue cards Blk. Blocks S Starting Line-up

Handball statistics and livescore by Toma-soft ltd (www.toma-soft.hr)



IHF Women's Youth (18) World Championship

North Macedonia (Skopje)

President's Cup I, 1. round



Match Team Statistics

Match No. 50

Senegal 31 - 37 Algeria

(12 - 13) (19 - 24)

3.8.2022. 14:30

Attendance: 40

Sport Centre Boris Trajkovski

Referees: Raymel Reyes (CUB) / German Araujo (URU)

Algeria

#	Surname and name	S	Goals / shots								Attack				Def.			Penalties				TP			
			Tot.	%	9m	6m	Wing	7m	FB	Brk.	LD	As.	PC	E7	E2	TF	St.	C7	Blk	YC	2m		R	B	
1	GAOUAR Sara																								0:49
2	BERKANI Alycia		3/7	43	1/3	0/1									1	2	1		2						21:42
3	CHEBLI Melissa		2/3	67	0/1										4				1	2	2				21:35
5	RADJA Warda	S	2/4	50	0/1															2					23:52
6	AZZI Sarah	S	2/4	50	1/1				0/1	1/1	0/1			1					2	1					40:31
7	AISSA Ines	S	6/8	75	1/2	1/1			1/1	2/2	1/2			4	6	1			2	1					51:18
10	MAKDOUD Hanane		0/1	0										1						1					13:51
11	AINI Dalila	S																							6:53
12	SALAH Oumenia Meriem													2						1					52:24
16	HADDAD Zineb Yousra	S																							6:47
17	SADI Lina Ines	S	4/9	44	3/7						1/2			2					1	2					32:56
18	SAHRAOUI Douae		7/7	100				1/1	1/1	4/4	1/1			2											36:08
21	ATMANI Soulef																						2		7:25
22	YELLES Lyna		5/8	63	0/1	5/7													2	1	1	2			45:42
28	BENZAÏT Fatima Zohra		1/1	100						1/1															4:57
85	CHOUDANI Alia	S	5/7	71	0/1	4/5				1/1				3		1	1	2	2	1	1	1	2		53:10
	Team / bench																								
	UKUPNO		37/59	63	6/17	10/14	1/1	2/3	11/12	7/12	0/0			20	8	3	3	18	7	3	3	1	4	0	0

#	Surname and name	Saves / shots								
		Tot.	%	9m	6m	Wing	7m	FB	Brk.	LD
1	GAOUAR Sara	1/3	33	1/1			0/1		0/1	
12	SALAH Oumenia Meriem	17/44	39	7/12	0/5	5/10	1/2	0/3	4/12	
16	HADDAD Zineb Yousra	0/2	0	0/2						
	TOTAL	18/49	37	8/15	0/5	5/10	1/3	1/3	4/13	0/0

Coach: Nadia Benzine

Number of attacks: 73, Efficiency: 51%, Average Duration: 22.23 seconds

Attack by type of defense

	Shots	9m	6m	Wing	TF	E7	E2
On def. 6-0	24/44	6/17	10/14	1/1	18	3	3
Fastbreak	11/12				0	0	0

Defense by type

	Total	9m	6m	Wing	Stl.	C7	2m
Def. 6-0	26/53	7/20	5/6	5/12	7	3	4
Fastbreak	3/3				0	0	0

Attack with superiority / minority / goalkeeper out

	Attack				Reaction		
	Att.	Eff.	Shots	TF	FB	LD	Tot.
6 on 6	57	47%	27/42	15			
5 on 6	6	50%	3/4	2			
6 on 5	7	86%	6/7	0			
5 on 5	3	33%	1/2	1			

Player superiority / GK out counted at the end of attack (in case it changes during attack)

Defense with superiority / minority / goalkeeper out

	Attack				Reaction		
	Att.	Eff.	Shots	TF	FB	LD	Tot.
6 on 6	56	46%	26/39	17			
6 on 5	8	25%	2/5	3			
5 on 6	5	0%	0/4	1			
5 on 5	3	100%	3/3	0			

Numbers show attacking numbers of opponent. Lower efficiency of opponent means better defense of this team

Jersey number Tot. Total shooting 6m 6m (line) shooting 9m 9m shooting Wng Wing shooting FB Fastbreak sh. 7m 7m penalty sh.
 Brk. Breakthrough sh. LD Long distance sh. As. Assists PC Pass clear chance E7 Earned 7m pen. TF Technical faults St. Steals
 2m 2m punishments C7. Committed 7m E2 Earned 2m pun. YC. Yellow cards R/B Red/Blue cards Blk. Blocks S Starting Line-up



IHF Women's Youth (18) World Championship

North Macedonia (Skopje)

President's Cup I, 1. round



Match Team Statistics

Match No. 50

Senegal 31 - 37 Algeria

(12 - 13) (19 - 24)

3.8.2022. 14:30

Attendance: 40

Sport Centre Boris Trajkovski

Referees: Raymel Reyes (CUB) / German Araujo (URU)

Shot distribution by player

2 A. Berkani

0/2		1/2
1/1		1/1

1 post

3 M. Chebli

1/1		1/1

1 miss.

5 W. Radja

0/1		
		2/2

1 post

6 S. Azzi

	0/1	
		1/1
		1/1

1 miss.

7 I. Aissa

2/3		3/3
1/1		

1 miss.

10 H. Makdoud

1 miss.

11 D. Aini

17 L. Sadi

1/2		0/1
0/1		
3/4		

1 post

18 D. Sahraoui

1/1		1/1
1/1		
1/1		3/3

21 S. Atmani

22 L. Yelles

	0/2	4/4
	1/1	

1 miss.

28 F. Benzait

1/1		

85 A. Choudani

		3/4
1/2		
		1/1

TOTAL

4/9	0/3	12/15
2/4		1/1
8/9	1/1	9/9

3 post 5 miss.

Saves distribution goalkeepers

1 S. Gaouar

0/1		0/1
1/1		

12 O. Salah

1/4	3/7	3/11
3/4		3/4
2/6	1/3	1/4

16 Z. Haddad

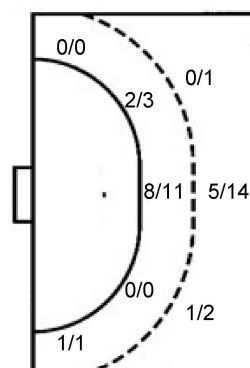
		0/2

TOTAL

1/5	3/7	3/14
3/4		3/4
3/7	1/3	1/4

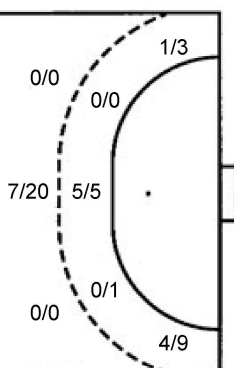
Shots by position

ATTACK



7m penalties	2/3
Fastbreak	11/12
Breakthrough	7/12
Long dist.	0/0

DEFENSE



7m penalties	2/3
Fastbreak	3/3
Breakthrough	9/15
Long dist.	0/0

Shooting statistics

Position	Goals	Sav.	Miss.	Post	Blk.	Total	%
Back (9m)	6	7	2	2	0	17	35
Line (6m)	10	3	1	0	0	14	71
Wing	1	0	0	0	0	1	100
7m penalties	2	0	1	0	0	3	67
Fastbreak	11	1	0	0	0	12	92
Breakthrough	7	3	1	1	0	12	58
Total	37	14	5	3	0	59	63

Jersey number Tot. Total shooting 6m 6m (line) shooting 9m 9m shooting Wng Wing shooting FB Fastbreak sh. 7m 7m penalty sh.
 Brk. Breakthrough sh. LD Long distance sh. As. Assists PC Pass clear chance E7 Earned 7m pen. TF Technical faults St. Steals
 2m 2m punishments C7. Committed 7m E2 Earned 2m pun. YC. Yellow cards R/B Red/Blue cards Blk. Blocks S Starting Line-up

Handball statistics and livescore by Toma-soft ltd (www.toma-soft.hr)

