



IHF Women's Youth (18) World Championship

North Macedonia (Skopje)

Group D, 3. round



Match Team Statistics

Match No. 45

Egypt 42 - 34 India

(21 - 18) (21 - 16)

2.8.2022. 10:00

Attendance: 25

Sport Centre Jane Sandanski

Hall 2

Referees: Marina Duplii (UKR) / Olena Pobedrina (UKR)

Shot distribution by player

5 N. Elhamy Khalil

		0/1
		0/1

1 post

6 J. Ahmed Aboras

	0/1	
	0/1	1/1

8 M. Omar Ibrahim

		1/1
1/1	1/1	
3/3	1/1	

2 miss.

11 L. Osama Abdalla

1/1		
1/1		1/1
0/1		

1 post

13 M. Adel Elhenawy

1/1		
		1/1
3/3		

14 K. Hatem Salama

		1/1
1/1		1/1

1/1 lob

25 M. Ahmed Mohamed

0/1	1/1	1/1
1/3		

1 miss.

28 N. Tarek Abdelrahman

		1/1

2 miss.

44 T. Kamel Gadallah

		1/1
1/1		
1/1		1/1

1 miss.

55 N. Ahmed Abdelfattah

		1/1
		1/1

89 F. Mahmoud Oraby

2/2		
2/2		

1 post

91 S. Mahmoud Elsheref

1/1		
2/2	0/1	0/1
3/4	1/1	

1/1 lob

99 J. Salaheldin Abdelkader

TOTAL

5/5	0/1	3/3
5/6	2/4	6/8
14/18	2/2	3/4

3 post 6 miss. 2/2 lob

Saves distribution goalkeepers

1 L. Ashraf Abdelgany

0/2	1/1	0/2
0/3		3/3
1/7	2/2	0/2

33 Y. Walid Sayed

98 G. Wael Sayed

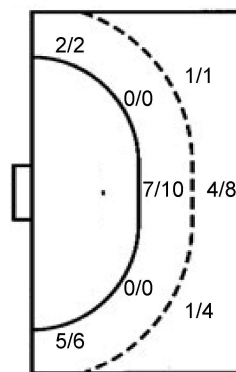
		0/2
0/1	3/4	1/1
0/9	1/4	0/2

TOTAL

0/2	1/1	0/4
0/4	3/4	4/4
1/16	3/6	0/4

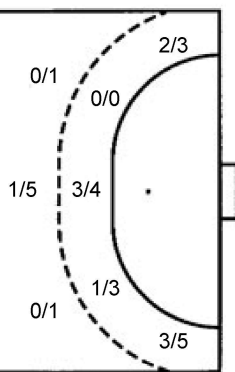
Shots by position

ATTACK



7m penalties 3/5
Fastbreak 10/13
Breakthrough 9/11
Long dist. 0/3

DEFENSE



7m penalties 3/5
Fastbreak 2/3
Breakthrough 18/24
Long dist. 1/1

Shooting statistics

Position	Goals	Sav.	Miss.	Post	Blk.	Total	%
Back (9m)	6	2	3	2	0	13	46
Line (6m)	7	2	0	1	0	10	70
Wing	7	0	1	0	0	8	88
7m penalties	3	1	1	0	0	5	60
Fastbreak	10	3	0	0	0	13	77
Breakthrough	9	2	0	0	0	11	82
Total	42	10	5	3	0	60	70

Jersey number Tot. Total shooting 6m 6m (line) shooting 9m 9m shooting Wng Wing shooting FB Fastbreak sh. 7m 7m penalty sh.
Brk. Breakthrough sh. LD Long distance sh. As. Assists PC Pass clear chance E7 Earned 7m pen. TF Technical faults St. Steals
2m 2m punishments C7. Committed 7m E2 Earned 2m pun. YC. Yellow cards R/B Red/Blue cards Blk. Blocks S Starting Line-up

Handball statistics and livescore by Toma-soft ltd (www.toma-soft.hr)



IHF Women's Youth (18) World Championship

North Macedonia (Skopje)

Group D, 3. round



Match Team Statistics

Match No. 45

Egypt 42 - 34 India

(21 - 18) (21 - 16)

2.8.2022. 10:00

Attendance: 25

Sport Centre Jane Sandanski

Hall 2

Referees: Marina Duplii (UKR) / Olena Pobedrina (UKR)

India

Players		Goals / shots									Attack					Def.			Penalties				TP		
#	Surname and name	S	Tot.	%	9m	6m	Wing	7m	FB	Brk.	LD	As.	PC	E7	E2	TF	St.	C7	Blk	YC	2m	R		B	
1	DEVI Chetna	S	1/1	100							1/1														60:00
2	AARTI																								
3	POOJA																								
4	JASSI	S	7/11	64	1/1	1/1		0/2		5/7		1	1	2		8	1	1							53:06
5	PAYAL																								
7	TEENA	S	0/1	0		0/1										1									19:56
8	KUMARI Sanjana	S	6/11	55	0/3			2/2		4/6		4	3	2	1	4		1							60:00
10	PRIYA	S	8/11	73	0/1			1/1	0/1	7/8		2	2	1	2	5		1							60:00
11	PREETI	S	3/6	50	0/1			1/3		2/2															60:00
12	NANITA		0/1	0				0/1																	
13	GARIMA	S	4/4	100		1/1	3/3									1	1	1							60:00
15	THAKUR Kritika		3/4	75		2/3				1/1															25:00
16	GURJAR Pooja																								
17	MADAVI Kareena																								
18	ZAPADIYA Dayaben Kanjibhai																								
20	SHARMA Gulshan		2/5	40	0/1	0/1	1/1			1/2						2		1					1		21:58
	Team / bench																								
	UKUPNO		34/55	62	1/7	4/7	5/8	3/5	2/3	18/24	1/1	7	6	5	3	21	2	5	0	0	0	1	0	0	

Goalkeepers		Saves / shots								
#	Surname and name	Tot.	%	9m	6m	Wing	7m	FB	Brk.	LD
1	DEVI Chetna	11/53	21	2/8	2/9	0/7	1/4	3/13	2/11	1/1
12	NANITA									
16	GURJAR Pooja									
	TOTAL	11/53	21	2/8	2/9	0/7	1/4	3/13	2/11	1/1

Coach: Arvind Kumar Yadav

Number of attacks: 72, Efficiency: 47%, Average Duration: 28.80 seconds

Attack by type of defense

	Shots	9m	6m	Wing	TF	E7	E2
On def. 6-0	13/23	1/6	2/3	2/3	10	3	0
On def. 5-1	15/23	0/1	2/4	3/5	11	2	3
Fastbreak	2/3				0	0	0

Defense by type

	Total	9m	6m	Wing	Stl.	C7	2m
Def. 6-0	24/37	5/12	6/9	7/8	1	4	0
Def. 4-2	5/5	1/1	1/1	0/0	1	1	1
Fastbreak	10/13				0	0	0

Attack with superiority / minority / goalkeeper out

	Attack				Reaction		
	Att.	Eff.	Shots	TF	FB	LD	Tot.
6 on 6	60	47%	28/43	17			
5 on 6	3	33%	1/2	1			
6 on 5	9	56%	5/6	3			

Player superiority / GK out counted at the end of attack (in case it changes during attack)

Defense with superiority / minority / goalkeeper out

	Attack				Reaction		
	Att.	Eff.	Shots	TF	FB	LD	Tot.
7 on 6 (GK out)	5	80%	4/4	1	0/0	0/0	0/0
6 on 6	56	57%	32/46	10			
6 on 5	3	67%	2/3	0			
5 on 6	8	50%	4/7	1			

Numbers show attacking numbers of opponent. Lower efficiency of opponent means better defense of this team

Jersey number Tot. Total shooting 6m 6m (line) shooting 9m 9m shooting Wng Wing shooting FB Fastbreak sh. 7m 7m penalty sh.
 Brk. Breakthrough sh. LD Long distance sh. As. Assists PC Pass clear chance E7 Earned 7m pen. TF Technical faults St. Steals
 2m 2m punishments C7. Committed 7m E2 Earned 2m pun. YC. Yellow cards R/B Red/Blue cards Blk. Blocks S Starting Line-up



IHF Women's Youth (18) World Championship

North Macedonia (Skopje)

Group D, 3. round



Match Team Statistics

Match No. 45

Egypt 42 - 34 India

(21 - 18) (21 - 16)

2.8.2022. 10:00

Attendance: 25

Sport Centre Jane Sandanski

Hall 2

Referees: Marina Duplii (UKR) / Olena Pobedrina (UKR)

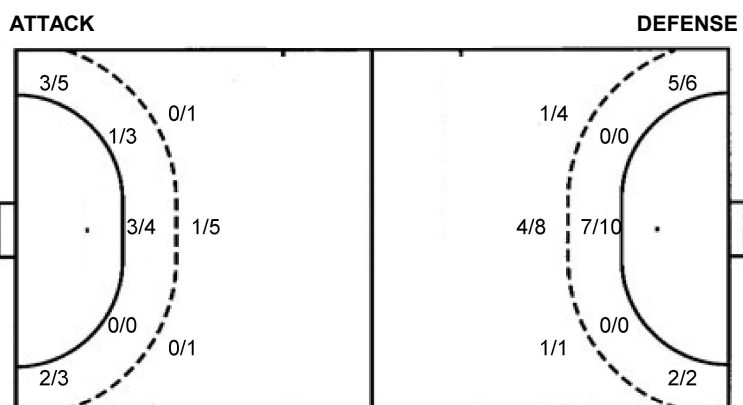
Shot distribution by player

2 . Aarti	3 . Pooja	4 . Jassi	5 . Payal	7 . Teena	8 S. Kumari	10 . Priya
		2/2			1/1	1/1
		0/1 0/2			1/1 0/1	
		3/3 2/2			3/3 0/1 1/1	4/4 1/3 1/1
		1 post		1 miss.	1 post 2 miss.	1 miss.
11 . Preeti	13 . Garima	15 K. Thakur	17 K. Madavi	18 D. Zapadiya	20 G. Sharma	TOTAL
		0/1				2/2 0/1 4/4
	1/1 1/1	1/1			0/1 0/1	3/3 1/4 0/3
1/1 1/1	1/1	2/2			1/2 1/1	15/16 3/6 4/4
1 post 2 miss. 1/1 lob						3 post 6 miss. 1/1 lob

Saves distribution goalkeepers

1 C. Devi	12 . Nanita	16 P. Gurjar	TOTAL
0/5 1/1 0/3			0/5 1/1 0/3
1/6 2/4 2/8			1/6 2/4 2/8
4/18 0/2 1/4			4/18 0/2 1/4

Shots by position



7m penalties 3/5
 Fastbreak 2/3
 Breakthrough 18/24
 Long dist. 1/1

7m penalties 3/5
 Fastbreak 10/13
 Breakthrough 9/11
 Long dist. 0/3

Shooting statistics

Position	Goals	Sav.	Miss.	Post	Blk.	Total	%
Back (9m)	1	4	2	0	0	7	14
Line (6m)	4	2	1	0	0	7	57
Wing	5	1	1	1	0	8	63
7m penalties	3	1	0	1	0	5	60
Fastbreak	2	0	1	0	0	3	67
Breakthrough	18	4	1	1	0	24	75
Total	33	12	6	3	0	54	61

Jersey number Tot. Total shooting 6m 6m (line) shooting 9m 9m shooting Wng Wing shooting FB Fastbreak sh. 7m 7m penalty sh.
 Brk. Breakthrough sh. LD Long distance sh. As. Assists PC Pass clear chance E7 Earned 7m pen. TF Technical faults St. Steals
 2m 2m punishments C7. Committed 7m E2 Earned 2m pun. YC. Yellow cards R/B Red/Blue cards Blk. Blocks S Starting Line-up

