



IHF Women's Youth (18) World Championship

North Macedonia (Skopje)

Group G, 3. round



Match Team Statistics

Match No. 43

Norway 23 - 19 Czech Republic

(13 - 10) (10 - 9)

2.8.2022. 18:30

Attendance: 111

Sport Centre Jane Sandanski

Referees: Yufeng Cheng (CHN) / Yunlei Zhou (CHN)

Norway

#	Surname and name	S	Goals / shots								Attack					Def.			Penalties			TP				
			Tot.	%	9m	6m	Wing	7m	FB	Brk.	LD	As.	PC	E7	E2	TF	St.	C7	Blk	YC	2m		R	B		
1	MARDALEN Kadija																								29:13	
2	MONNÉ Ingeborg Storbak	S	3/3	100			2/2	1/1																	41:20	
3	JULLUMSTRO Nicoline		0/1	0			0/1								1										10:51	
5	HEDENSTAD Constance	S	6/8	75	0/1					6/7					2	1	2	1	2	2				1	40:39	
6	ENGER Mathea																									
8	KAMBRUCE Selin		2/5	40			2/3		0/1	0/1															18:13	
9	KYRKJEEIDE Linnea Skadal	S	2/4	50			1/2	0/1	1/1								1								48:29	
11	GRASDAL Maria Elisabeth		2/3	67	0/1	2/2									1										33:41	
12	FRISENDAL Dina	S												1											30:00	
14	HELLAND-DOVLE Emma		0/3	0	0/3										1				1				1		23:47	
18	SOLBAKKEN Eline Mangen	S	1/1	100		1/1																			25:42	
20	MJOS Marie		1/2	50						1/2					3			2	1	1				2	28:51	
24	KVARME Mia		3/3	100	1/1					2/2					1	1			3	1					19:19	
26	ROSENBERG Nora Evelina Cecilia	S	1/6	17	1/5					0/1					1	2			3	1					40:43	
27	BORE Stine Mellemstrand	S	2/3	67	0/1				1/1	1/1					2				1						20:38	
33	HONNINGSTAD Edle Christine		0/1	0						0/1										1					8:34	
	Team / bench																									
	UKUPNO		23/43	53	2/12	3/3	5/8	1/2	2/3	10/15	0/0				10	5	2	1	14	6	1	1	0	4	0	0

#	Surname and name	Saves / shots								
		Tot.	%	9m	6m	Wing	7m	FB	Brk.	LD
1	MARDALEN Kadija	6/14	43	3/5	1/4	1/2	1/1	0/1	0/1	
12	FRISENDAL Dina	8/18	44	5/7	2/4	0/2		0/1	1/4	
	TOTAL	14/32	44	8/12	3/8	1/4	1/1	0/2	1/5	0/0

Coach: Kristine Lunde-Borgersen

Number of attacks: 49, Efficiency: 47%, Average Duration: 35.20 seconds

Attack by type of defense

	Shots	9m	6m	Wing	TF	E7	E2
On def. 6-0	20/38	2/12	3/3	5/8	14	2	1
Fastbreak	2/3				0	0	0

Defense by type

	Total	9m	6m	Wing	Stl.	C7	2m
Def. 6-0	16/39	4/18	5/8	3/7	6	1	4
Fastbreak	3/3				0	0	0

Attack with superiority / minority / goalkeeper out

	Attack				Reaction		
	Att.	Eff.	Shots	TF	FB	LD	Tot.
7 on 6 (GK out)	2	0%	0/1	1	1/1	0/0	1/1
6 on 6 (GK out)	2	50%	1/2	0	0/0	0/0	0/0
6 on 6	42	48%	20/30	12			
5 on 6	3	67%	2/2	1			

Player superiority / GK out counted at the end of attack (in case it changes during attack)

Defense with superiority / minority / goalkeeper out

	Attack				Reaction		
	Att.	Eff.	Shots	TF	FB	LD	Tot.
6 on 6	42	38%	16/33	9			
5 on 6	1	0%	0/1	0			
6 on 5	5	60%	3/4	1			

Numbers show attacking numbers of opponent. Lower efficiency of opponent means better defense of this team

Jersey number Tot. Total shooting 6m 6m (line) shooting 9m 9m shooting Wng Wing shooting FB Fastbreak sh. 7m 7m penalty sh.
 Brk. Breakthrough sh. LD Long distance sh. As. Assists PC Pass clear chance E7 Earned 7m pen. TF Technical faults St. Steals
 2m 2m punishments C7 Committed 7m E2 Earned 2m pun. YC Yellow cards R/B Red/Blue cards Blk. Blocks S Starting Line-up

Handball statistics and livescore by Toma-soft ltd (www.toma-soft.hr)



IHF Women's Youth (18) World Championship

North Macedonia (Skopje)

Group G, 3. round



Match Team Statistics

Match No. 43

Norway 23 - 19 Czech Republic

(13 - 10) (10 - 9)

2.8.2022. 18:30

Attendance: 111

Sport Centre Jane Sandanski

Referees: Yufeng Cheng (CHN) / Yunlei Zhou (CHN)

Shot distribution by player

2 I. Monné 1/1 1/1 1/1	3 N. Jullumstro 0/1	5 C. Hedenstad 1/1 2/3 2/2 1/1 1 post	6 M. Enger	8 S. Kambruce 0/1 1 post 1 miss. 2/2 lob	9 L. Kyrkjeide 1/1 0/1 0/1 1/1	11 M. Grasdal 1/1 0/1 1/1
14 E. Helland-Dovle 0/1 0/1 1 post	18 E. Solbakken 1/1	20 M. Mjos 0/1 1/1	24 M. Kvarme 1/1 1/1 1/1	26 N. Rosenberg 1/1 0/1 0/1 0/1 1 post 1 block	27 S. Bore 2/2 1 miss.	33 E. Honningstad 1 miss.

TOTAL

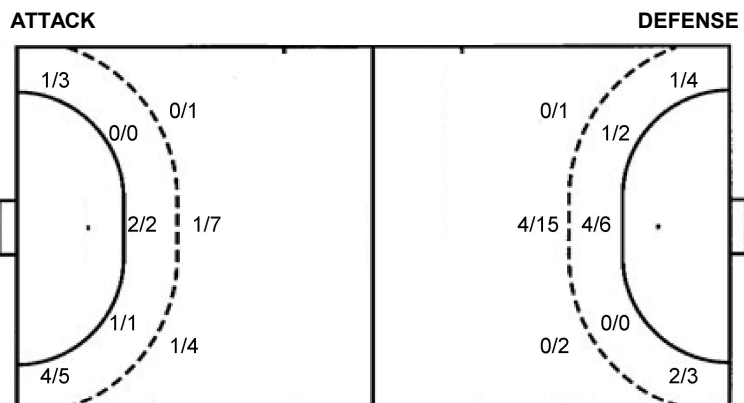
2/4	1/1	3/4
2/4	4/5	1/3
3/5	2/3	3/4

4 post 3 miss. 1 block 2/2 lob

Saves distribution goalkeepers

1 K. Mardalen 1/2 0/2 1/2 0/1 2/4 0/1 0/1 1/1	12 D. Frisendal 0/1 0/3 2/4 3/4 0/2 3/3 0/1	TOTAL 1/3 0/2 1/5 2/5 5/8 0/2 3/4 0/2 1/1
---	---	---

Shots by position



7m penalties 1/2
Fastbreak 2/3
Breakthrough 10/15
Long dist. 0/0

7m penalties 0/1
Fastbreak 3/3
Breakthrough 4/6
Long dist. 0/0

Shooting statistics

Position	Goals	Sav.	Miss.	Post	Blk.	Total	%
Back (9m)	2	6	1	2	1	12	17
Line (6m)	3	0	0	0	0	3	100
Wing	5	2	1	0	0	8	63
7m penalties	1	1	0	0	0	2	50
Fastbreak	2	1	0	0	0	3	67
Breakthrough	10	2	1	2	0	15	67
Total	23	12	3	4	1	43	53

Jersey number Tot. Total shooting 6m 6m (line) shooting 9m 9m shooting Wng Wing shooting FB Fastbreak sh. 7m 7m penalty sh.
Brk. Breakthrough sh. LD Long distance sh. As. Assists PC Pass clear chance E7 Earned 7m pen. TF Technical faults St. Steals
2m 2m punishments C7. Committed 7m E2 Earned 2m pun. YC. Yellow cards R/B Red/Blue cards Blk. Blocks S Starting Line-up



IHF Women's Youth (18) World Championship

North Macedonia (Skopje)

Group G, 3. round



Match Team Statistics

Match No. 43

Norway 23 - 19 Czech Republic

(13 - 10) (10 - 9)

2.8.2022. 18:30

Attendance: 111

Sport Centre Jane Sandanski

Referees: Yufeng Cheng (CHN) / Yunlei Zhou (CHN)

Czech Republic

#	Surname and name	S	Goals / shots								Attack					Def.			Penalties				TP			
			Tot.	%	9m	6m	Wing	7m	FB	Brk.	LD	As.	PC	E7	E2	TF	St.	C7	Blk	YC	2m	R		B		
2	HORÁKOVÁ Simona		0/1	0			0/1																			17:53
3	JIRÁSKOVÁ Eliška		0/1	0			0/1																			13:41
4	KUBÁLKOVÁ Anna		4/7	57			1/3	0/1	2/2	1/1							2									41:21
5	GABRHELOVÁ Veronika	S	1/4	25	0/3				1/1			2	2			2		1		1	1					41:35
6	RAJOVÁ Karolína													1												14:21
7	PROTIVOVÁ Adéla																									6:50
8	ŠIMKOVÁ Daniela		2/6	33	2/5					0/1		4	3			4	1	1								42:09
9	SCHREIBMEIEROVÁ Simona	S	3/6	50	2/5					1/1		2	1		2	2	1									19:16
10	SCHÜLLEROVÁ Valentina		0/1	0	0/1										1											8:27
15	JESTŘIBKOVÁ Anna	S	5/5	100		5/5												1								26:13
16	STOJAROVÁ Kristýna																									
19	VÁVROVÁ Veronika	S	0/2	0	0/1					0/1		1														9:19
23	MRÓZKOVÁ Klára		0/2	0		0/2											1									33:47
24	MAZÁNKOVÁ Adéla	S	2/5	40	0/3								1	1	1	1	2									42:30
25	ŘADOVÁ Eliška	S	2/3	67		0/1	2/2					1					1									42:38
27	WIZUROVÁ Patricie	S																								60:00
	Team / bench																									
	UKUPNO		19/43	44	4/18	5/8	3/7	0/1	3/3	4/6	0/0	10	7	1	4	10	8	2	1	1	1	0	0			

#	Surname and name	Saves / shots								
		Tot.	%	9m	6m	Wing	7m	FB	Brk.	LD
16	STOJAROVÁ Kristýna									
27	WIZUROVÁ Patricie	12/35	34	6/8	0/3	2/7	1/2	1/3	2/12	
	TOTAL	12/35	34	6/8	0/3	2/7	1/2	1/3	2/12	0/0

Coach: Michal Červenka

Number of attacks: 48, Efficiency: 40%, Average Duration: 38.98 seconds

Attack by type of defense

	Shots	9m	6m	Wing	TF	E7	E2
On def. 6-0	16/39	4/18	5/8	3/7	10	1	4
Fastbreak	3/3				0	0	0

Defense by type

	Total	9m	6m	Wing	Stl.	C7	2m
Def. 6-0	20/38	2/12	3/3	5/8	8	2	1
Fastbreak	2/3				0	0	0

Attack with superiority / minority / goalkeeper out

	Attack				Reaction		
	Att.	Eff.	Shots	TF	FB	LD	Tot.
6 on 6	42	38%	16/33	9			
5 on 6	1	0%	0/1	0			
6 on 5	5	60%	3/4	1			

Player superiority / GK out counted at the end of attack (in case it changes during attack)

Defense with superiority / minority / goalkeeper out

	Attack				Reaction		
	Att.	Eff.	Shots	TF	FB	LD	Tot.
7 on 6 (GK out)	2	0%	0/1	1	1/1	0/0	1/1
6 on 6 (GK out)	2	50%	1/2	0	0/0	0/0	0/0
6 on 6	42	48%	20/30	12			
5 on 6	3	67%	2/2	1			

Numbers show attacking numbers of opponent. Lower efficiency of opponent means better defense of this team

Jersey number Tot. Total shooting 6m 6m (line) shooting 9m 9m shooting Wng Wing shooting FB Fastbreak sh. 7m 7m penalty sh.
 Brk. Breakthrough sh. LD Long distance sh. As. Assists PC Pass clear chance E7 Earned 7m pen. TF Technical faults St. Steals
 2m 2m punishments C7. Committed 7m E2 Earned 2m pun. YC. Yellow cards R/B Red/Blue cards Blk. Blocks S Starting Line-up

Handball statistics and livescore by Toma-soft ltd (www.toma-soft.hr)



IHF Women's Youth (18) World Championship

North Macedonia (Skopje)

Group G, 3. round



Match Team Statistics

Match No. 43

Norway 23 - 19 Czech Republic

(13 - 10) (10 - 9)

2.8.2022. 18:30

Attendance: 111

Sport Centre Jane Sandanski

Referees: Yufeng Cheng (CHN) / Yunlei Zhou (CHN)

Shot distribution by player

2 S. Horáková 1 miss.	3 E. Jirásková 1 miss.	4 A. Kubálková 1 post	5 V. Gabrhelová 1 miss.	6 K. Rajová 0/1 lob	7 A. Protivová 1 miss. 1 block	8 D. Šimková 1 post 2 miss.
1/1	1/1	1/1	0/3	0/1	0/1	1/2
1/1	1/1	1/1	1/1	0/1	0/1	1/1
1/2	0/1	2/2	0/1	0/1	1/1	1/1
1/1	1/1	1/1	0/1	0/1	1/1	1/2
0/1	0/1	1/1	0/1	0/1	0/1	1/1
1 miss.	1 miss.	1 miss.	1 miss.	0/1 lob	1 miss. 1 block	1 post 2 miss.

TOTAL

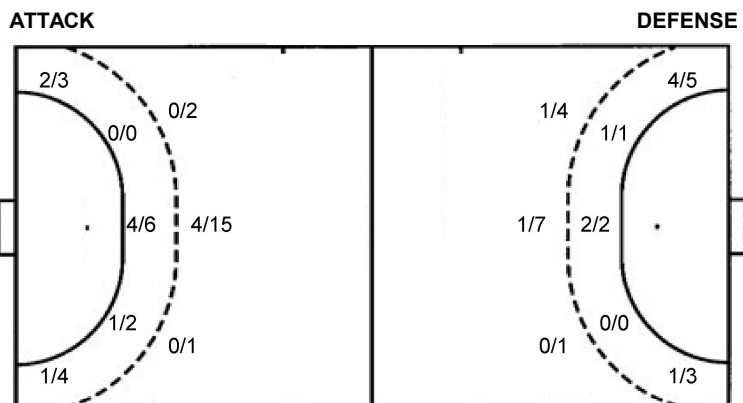
2/3	2/2	4/5
3/5	3/8	2/2
1/4	2/2	0/1

2 post 7 miss. 1 block 0/1 lob

Saves distribution goalkeepers

16 K. Stojarová	27 P. Wizurová	TOTAL
2/4	0/1	1/4
2/4	1/5	2/3
2/5	1/3	1/4

Shots by position



7m penalties	0/1	7m penalties	1/2
Fastbreak	3/3	Fastbreak	2/3
Breakthrough	4/6	Breakthrough	10/15
Long dist.	0/0	Long dist.	0/0

Shooting statistics

Position	Goals	Sav.	Miss.	Post	Blk.	Total	%
Back (9m)	4	8	4	1	1	18	22
Line (6m)	5	3	0	0	0	8	63
Wing	3	1	2	1	0	7	43
7m penalties	0	1	0	0	0	1	0
Fastbreak	3	0	0	0	0	3	100
Breakthrough	4	1	1	0	0	6	67
Total	19	14	7	2	1	43	44

Jersey number Tot. Total shooting 6m 6m (line) shooting 9m 9m shooting Wng Wing shooting FB Fastbreak sh. 7m 7m penalty sh.
 Brk. Breakthrough sh. LD Long distance sh. As. Assists PC Pass clear chance E7 Earned 7m pen. TF Technical faults St. Steals
 2m 2m punishments C7. Committed 7m E2 Earned 2m pun. YC. Yellow cards R/B Red/Blue cards Blk. Blocks S Starting Line-up



IHF Women's Youth (18) World Championship

North Macedonia (Skopje)

Group G, 3. round



Match Team Statistics

Match No. 43

Norway 23 - 19 Czech Republic

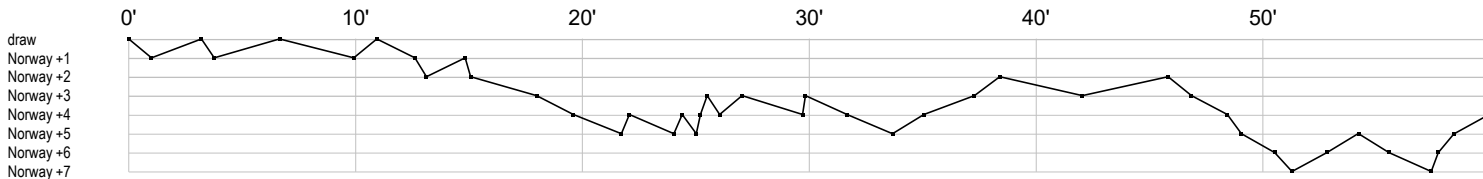
(13 - 10) (10 - 9)

2.8.2022. 18:30

Attendance: 111

Sport Centre Jane Sandanski

Referees: Yufeng Cheng (CHN) / Yunlei Zhou (CHN)



Norway

1	Mardalen K									s	srs	r	r			s	r	s	s		r	r	r	r					
2	Monné I				g					g	g																		
3	Jullumstro N							t	f																				
5	Hedenstad C	g	g	t	p			gb	2					e	f		t	bei	f	g	g	a	a						
6	Enger M																												
8	Kambruce S						g			f												f	g	f					
9	Kyrkjeide L			f	g									f		b						g							
11	Grasdal M								g													g		t	f				
12	Frisendal D	s	r		r	s	sa	sr	s	r	s	s		r	s	r	r	r	r	r	r								
14	Helland-Dovle						2			p	f	f		f	x														
18	Solbakken E																												
20	Mjos M									t	b	f	a		ac2					t	g		a	2					
24	Kvarme M							ba	pg	g	g				t							t		t					
26	Rosenberg N	f	f			f	a	t														f	t	b	t	f	g	p	p
27	Bore S		t		f		g	a	g	a																			
33	Honningstad															f	t												

Czech Republic

2	Horáková S																					f									
3	Jirásková E																							f							
4	Kubálková A				bg					g	f	g		f	f						bg										
5	Gabrhelová V	f	y	a	f	a			p											t	2c		t	f	p				g		
6	Rajová K																														
7	Protičková A																														
8	Šimková D					ft			p	g		a	f	p	f	ct	p	a	a	t	t				g	b	a		f		
9	Schreibmeiero			f	i			i		f	g	ba	t			f				g	t				p			g			
10	Schüllerová V																					f		t							
15	Jestřibková A		x			g					g										g										
16	Stojarová K																														
19	Vávrová V			a	f		f																								
23	Mržáková K									f												b		f							
24	Mazánková A			b	f		f		g					t							g				ei	f	b			p	
25	Rádová E					g				f												g								ba	
27	Wizurová P	r	r	s	s	r		r	r	r	r	r	r	r	sr	r	rs	s	s	rs	rs	rs	rs	rs	r	s	r	r	r	sr	sr

In game	g	Goal scored	f	Missed shot	a	Assist	t	Technical faults	b	Steal
2	e	Earned 7m	c	Committed 7m	y	Yellow card	r	Red Card	k	Blue card
i	x	Earned 2min.	4	4min suspension	p	Pass for clear chance	s	Saved shot	r	Received goal