IHF Women's Youth (18) World Championship

North Macedonia (Skopje)

Group A, 3. round

Match Team Statistics

Match No. 40

Algeria 18 - 42 Iceland

(8 - 23) (10 - 19)

2.8.2022. 12:30

Attendance: 80

Sport Centre Jane Sandanski

Referees: Daniel Magalhaes (BRA) / Henrique Godoy (BRA)

Algeria

Players			Goals / shots									Attack					Def.			Penalties				TP
#	Surname and name	S	Tot.	%	9m	6m	Wing	7m	FB	Brk.	LD	As.	PC	E7	E2	TF	St.	C7	Blk	YC	2m	R	B	
3	CHEBLI Melissa		1/2	50			0/1			1/1			1											12:41
5	RADJA Warda	S	0/1	0						0/1						2								38:14
6	AZZI Sarah		3/4	75	1/2			1/1		1/1		2				5								28:33
7	AISSA Ines		0/2	0	0/1			0/1				1	2	2		4		2						17:29
10	MAKDOUD Hanane	S														3								20:04
11	AINI Dalila	S	2/7	29	0/4	0/1	1/1			1/1		3	2	1		6	1	2		1	1			43:14
12	SALAH Oumenia Meriem	S																						17:32
13	BOULHOUT Prescilia		2/3	67			2/3																	21:03
16	HADDAD Zineb Yousra																							35:18
17	SADI Lina Ines	S	5/16	31	5/14	0/1				0/1		1				3		1		1	1			47:47
18	SAHRAOUI Douae	S	0/2	0	0/1		0/1														1			30:00
21	ATMANI Soulef		1/1	100		1/1												1			1			17:17
22	YELLES Lyna	S	2/4	50		1/2		1/2						1		1								23:26
28	BENZAIT Fatima Zohra															1		2			2			21:02
85	CHOUDANI Alia		2/5	40		2/5															1			39:02
87	HASSENE DAOUADJI Sarah		0/1	0	0/1											1								7:18
	Team / bench																							
	UKUPNO		18/48	38	6/23	4/10	3/6	2/4	0/0	3/5	0/0	7	5	4	0	26	1	8	0	2	7	0	0	

Goalkeepers		Saves / shots								
#.	Surname and name	Tot.	%	9m	6m	Wing	7m	FB	Brk.	LD
12	SALAH Oumenia Meriem	3/20	15	0/1	0/4	2/4	1/3	0/3	0/5	
16	HADDAD Zineb Yousra	8/29	28	0/4	3/7	4/7	0/4	0/4	1/3	
	TOTAL	11/49	22	0/5	3/11	6/11	1/7	0/7	1/8	0/0

Coach: **Nadia Benzine**

Number of attacks: 72, Efficiency: 25%, Average Duration: 29.92 seconds

Attack by type of defense

	Shots	9m	6m	Wing	TF	E7	E2
On def. 6-0	16/44	6/23	4/10	3/6	26	4	0
Fastbreak	0/0				0	0	0

Defense by type

	Total	9m	6m	Wing	Stl.	C7	2m
Def. 6-0	25/41	5/6	8/15	5/12	1	8	7
Fastbreak	9/11				0	0	0

Attack with superiority / minority / goalkeeper out

	Attack				Reaction		
	Att.	Eff.	Shots	TF	FB	LD	Tot.
7 on 6 (GK out)	4	75%	3/4	0	1/1	0/0	1/1
6 on 6 (GK out)	4	25%	1/4	0	1/1	2/3	3/4
5 on 6 (GK out)	2	0%	0/1	1	1/1	0/0	1/1
6 on 6	55	22%	12/32	23			
5 on 6	7	29%	2/5	2			

Player superiority / GK out counted at the end of attack (in case it changes during attack)

Defense with superiority / minority / goalkeeper out

	Attack				Reaction		
	Att.	Eff.	Shots	TF	FB	LD	Tot.
6 on 6	58	57%	33/47	11			
6 on 5	12	50%	6/10	2			
6 on 4	4	75%	3/4	0			

Numbers show attacking numbers of oponnent. Lower efficiency of oponnent means better defense of this team

#	Jersey number	**Tot.**	Total shooting	**6m**	6m (line) shooting	**9m**	9m shooting	**Wng**	Wing shooting	**FB**	Fastbreak sh.	**7m**	7m penalty sh.
Brk.	Breakthrough sh.	**LD**	Long distance sh.	**As.**	Assists	**PC**	Pass clear chance	**E7**	Eearned 7m pen.	**TF**	Technical faults	**St.**	Steals
2m	2m punishments	**C7.**	Commited 7m	**E2**	Eearned 2m pun.	**YC.**	Yellow cards	**R/B**	Red/Blue cards	**Blk.**	Blocks	**S**	Starting Line-up

IHF Women's Youth (18) World Championship

North Macedonia (Skopje)

Group A, 3. round

Match Team Statistics

Match No. 40

Algeria 18 - 42 Iceland

(8 - 23) (10 - 19)

2.8.2022. 12:30

Attendance: 80

Sport Centre Jane Sandanski

Referees: Daniel Magalhaes (BRA) / Henrique Godoy (BRA)

Shot distribution by player

3 M. Chebli

1/1		
	0/1	

5 W. Radja

0/1		

6 S. Azzi

	2/2	1/1

1 block

7 I. Aissa

	0/1	

1 post

10 H. Makdoud

11 D. Aini

0/1	0/1	
	0/2	
		1/2

1/1 lob

13 P. Boulhout

	1/1	1/1

1 post

17 L. Sadi

2/2		
1/1	0/2	1/2
	1/1	

2 post 4 miss. 2 block

18 D. Sahraoui

	0/1	0/1

21 S. Atmani

1/1		

22 L. Yelles

	1/1	1/1

2 miss.

28 F. Benzait

85 A. Choudani

1/1	0/1	
	0/2	
1/1		

87 S. Hassene Daouadji

	0/1	

TOTAL

5/6	1/5	1/2
1/1	1/9	2/3
1/2	3/3	2/3

4 post 6 miss. 3 block 1/1 lob

Saves distribution goalkeepers

12 O. Salah

0/2		1/7
	1/1	0/1
1/5	0/2	0/2

16 Z. Haddad

1/3	1/3	1/4
0/5	3/7	0/1
1/4	1/3	0/3

TOTAL

1/5	1/3	2/11
0/5	4/8	0/2
2/9	1/5	0/5

Shots by position

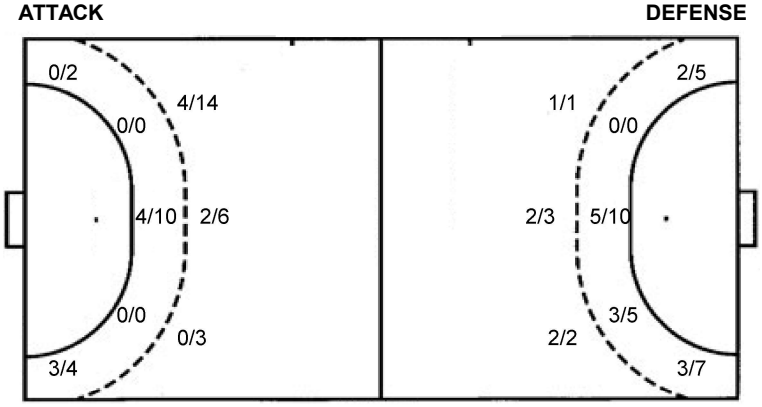

7m penalties	2/4	7m penalties	6/8
Fastbreak	0/0	Fastbreak	9/11
Breakthrough	3/5	Breakthrough	7/8
Long dist.	0/0	Long dist.	2/3

Shooting statistics

Position	Goals	Sav.	Miss.	Post	Blk.	Total	%
Back (9m)	6	10	4	1	2	23	26
Line (6m)	4	4	1	0	1	10	40
Wing	3	2	0	1	0	6	50
7m penalties	2	0	1	1	0	4	50
Fastbreak	0	0	0	0	0	0	0
Breakthrough	3	1	0	1	0	5	60
Total	**18**	**17**	**6**	**4**	**3**	**48**	**38**

#	Jersey number	**Tot.**	Total shooting	**6m**	6m (line) shooting	**9m**	9m shooting	**Wng**	Wing shooting	**FB**	Fastbreak sh.	**7m**	7m penalty sh.
Brk.	Breakthrough sh.	**LD**	Long distance sh.	**As.**	Assists	**PC**	Pass clear chance	**E7**	Eearned 7m pen.	**TF**	Technical faults	**St.**	Steals
2m	2m punishments	**C7.**	Commited 7m	**E2**	Eearned 2m pun.	**YC.**	Yellow cards	**R/B**	Red/Blue cards	**Blk.**	Blocks	**S**	Starting Line-up

IHF Women's Youth (18) World Championship

North Macedonia (Skopje)

Group A, 3. round

Match Team Statistics

Match No. 40

Algeria 18 - 42 Iceland

(8 - 23) (10 - 19)

2.8.2022. 12:30

Attendance: 80

Sport Centre Jane Sandanski

Referees: Daniel Magalhaes (BRA) / Henrique Godoy (BRA)

Iceland

Players			Goals / shots									Attack					Def.			Penalties				TP
#	Surname and name	S	Tot.	%	9m	6m	Wing	7m	FB	Brk.	LD	As.	PC	E7	E2	TF	St.	C7	Blk	YC	2m	R	B	
2	THORKELSDÓTTIR Elín Klara		5/7	71		2/2			2/3	1/2		1	1	2	1	1								14:48
3	ODDSDÓTTIR HAGALÍN Alfa Brá	S	2/3	67	1/1	1/2						2	1	1		1	1	1	2					47:08
4	BENEDIKTSDÓTTIR Brynja Katrín		3/5	60		2/3	0/1		1/1															26:43
5	TRAUSTADÓTTIR Tinna Sigurrós	S	2/3	67		0/1				2/2										1				13:38
6	ÁSMUNDSDÓTTIR Katrín Anna	S																						12:32
7	JÓNSDÓTTIR Hildur Lilja		5/6	83	1/1	2/2	1/2			1/1		2	3	1	1	3		1						46:22
8	JÓHANNSDÓTTIR Inga Dís	S	3/3	100	1/1				1/1	1/1		1	2			1								18:04
10	MELSTED BJÖRGVINSDÓTTIR Thelma	S	2/3	67		1/2			1/1			1	1	2	1			1						36:43
11	GUDMUNDSDÓTTIR Rakel Oddny		4/4	100	1/1		1/1		2/2			1				1	1							28:48
12	BJARNASEN Ethel Gyda	S																						30:00
14	ELÍASDÓTTIR Elísa	S																	1					11:45
16	BRYNJARSDÓTTIR Ingunn María		0/1	0							0/1		1			1								30:00
17	RICHARDSDÓTTIR Sara Dröfn																							
18	ÁGÚSTSDÓTTIR Lilja	S	6/10	60			1/4	4/5		1/1		1	3	1	1		2							29:44
19	STEINDÓRSDÓTTIR Embla		4/7	57	0/1	0/1		2/3		1/1	1/1	6	3			3		1						36:55
29	SIGSTEINSDÓTTIR Sonja Lind		6/11	55	1/1	0/2	2/4		2/3		1/1	1	1	1	1	2	1							36:50
	Team / bench																							
	UKUPNO		42/63	67	5/6	8/15	5/12	6/8	9/11	7/8	2/3	16	16	8	5	13	5	4	3	1	0	0	0	

Goalkeepers		Saves / shots								
#.	Surname and name	Tot.	%	9m	6m	Wing	7m	FB	Brk.	LD
12	BJARNASEN Ethel Gyda	10/18	56	4/9	3/4	2/2			1/3	
16	BRYNJARSDÓTTIR Ingunn María	7/17	41	6/7	1/4	0/3	0/2		0/1	
	TOTAL	17/35	49	10/16	4/8	2/5	0/2	0/0	1/4	0/0

Coach: **Ágúst Thór Jóhannsson**

Number of attacks: 74, Efficiency: 57%, Average Duration: 19.49 seconds

Attack by type of defense

	Shots	9m	6m	Wing	TF	E7	E2
On def. 6-0	25/41	5/6	8/15	5/12	13	8	5
Fastbreak	9/11				0	0	0

Defense by type

	Total	9m	6m	Wing	Stl.	C7	2m
Def. 6-0	16/44	6/23	4/10	3/6	5	4	0
Fastbreak	0/0				0	0	0

Attack with superiority / minority / goalkeeper out

	Attack				Reaction		
	Att.	Eff.	Shots	TF	FB	LD	Tot.
6 on 6	58	57%	33/47	11			
6 on 5	12	50%	6/10	2			
6 on 4	4	75%	3/4	0			

Player superiority / GK out counted at the end of attack (in case it changes during attack)

Defense with superiority / minority / goalkeeper out

	Attack				Reaction		
	Att.	Eff.	Shots	TF	FB	LD	Tot.
7 on 6 (GK out)	4	75%	3/4	0	1/1	0/0	1/1
6 on 6 (GK out)	4	25%	1/4	0	1/1	2/3	3/4
5 on 6 (GK out)	2	0%	0/1	1	1/1	0/0	1/1
6 on 6	55	22%	12/32	23			
5 on 6	7	29%	2/5	2			

Numbers show attacking numbers of oponnent. Lower efficiency of oponnent means better defense of this team

#	Jersey number	**Tot.**	Total shooting	**6m**	6m (line) shooting	**9m**	9m shooting	**Wng**	Wing shooting	**FB**	Fastbreak sh.	**7m**	7m penalty sh.
Brk.	Breakthrough sh.	**LD**	Long distance sh.	**As.**	Assists	**PC**	Pass clear chance	**E7**	Eearned 7m pen.	**TF**	Technical faults	**St.**	Steals
2m	2m punishments	**C7.**	Commited 7m	**E2**	Eearned 2m pun.	**YC.**	Yellow cards	**R/B**	Red/Blue cards	**Blk.**	Blocks	**S**	Starting Line-up

IHF Women's Youth (18) World Championship

North Macedonia (Skopje)

Group A, 3. round

Match Team Statistics

Match No. 40

Algeria 18 - 42 Iceland

(8 - 23) (10 - 19)

2.8.2022. 12:30
Attendance: 80
Sport Centre Jane Sandanski

Referees: Daniel Magalhaes (BRA) / Henrique Godoy (BRA)

Shot distribution by player

2 E. Thorkelsdóttir

1/1		
	0/1	1/1
1/1	2/2	

1 post

3 A. OddsdóttirHagalín

1/1		1/1

1 post

4 B. Benediktsdóttir

		1/1
	2/2	
0/1	0/1	

5 T. Traustadóttir

		2/2

1 miss.

6 K. Ásmundsdóttir

7 H. Jónsdóttir

0/1		
2/2		1/1
2/2		

8 I. Jóhannsdóttir

		1/1
1/1		1/1

10 T. Melsted Björgvinsdóttir

		0/1
	1/1	
	1/1	

11 R. Gudmundsdóttir

	1/1	1/1
		2/2

14 E. Elíasdóttir

17 S. Richardsdóttir

18 L. Ágústsdóttir

		3/4
	0/1	
1/2		2/2

1 miss.

19 E. Steindórsdóttir

	1/1	
3/3		

2 post 1 miss.

29 S. Sigsteinsdóttir

2/2	0/1	
	1/3	
2/2	1/1	

2 miss.

TOTAL

4/5	2/3	9/11
5/5	4/8	2/2
7/9	4/5	5/5

4 post 5 miss.

Saves distribution goalkeepers

12 E. Bjarnasen

1/5	3/3	1/1
0/1	4/4	0/1
1/1	0/1	0/1

16 I. Brynjarsdóttir

0/1	1/2	0/1
	4/5	1/2
0/1	0/2	1/2

TOTAL

1/6	4/5	1/2
0/1	8/9	1/3
1/2	0/3	1/3

Shots by position

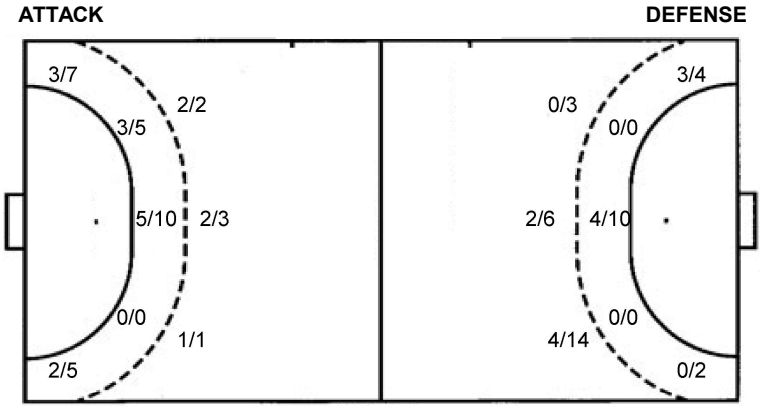

7m penalties	6/8	7m penalties	2/4
Fastbreak	9/11	Fastbreak	0/0
Breakthrough	7/8	Breakthrough	3/5
Long dist.	2/3	Long dist.	0/0

Shooting statistics

Position	Goals	Sav.	Miss.	Post	Blk.	Total	%
Back (9m)	5	0	1	0	0	6	83
Line (6m)	8	3	2	2	0	15	53
Wing	5	6	1	0	0	12	42
7m penalties	6	1	0	1	0	8	75
Fastbreak	9	0	1	1	0	11	82
Breakthrough	7	1	0	0	0	8	88
Total	**40**	**11**	**5**	**4**	**0**	**60**	**67**

#	Jersey number	**Tot.**	Total shooting	**6m**	6m (line) shooting	**9m**	9m shooting	**Wng**	Wing shooting	**FB**	Fastbreak sh.	**7m**	7m penalty sh.
Brk.	Breakthrough sh.	**LD**	Long distance sh.	**As.**	Assists	**PC**	Pass clear chance	**E7**	Eearned 7m pen.	**TF**	Technical faults	**St.**	Steals
2m	2m punishments	**C7.**	Commited 7m	**E2**	Eearned 2m pun.	**YC.**	Yellow cards	**R/B**	Red/Blue cards	**Blk.**	Blocks	**S**	Starting Line-up

IHF Women's Youth (18) World Championship

North Macedonia (Skopje)

Group A, 3. round

Match Team Statistics

Match No. 40

Algeria 18 - 42 Iceland

(8 - 23) (10 - 19)

2.8.2022. 12:30

Attendance: 80

Sport Centre Jane Sandanski

Referees: Daniel Magalhaes (BRA) / Henrique Godoy (BRA)

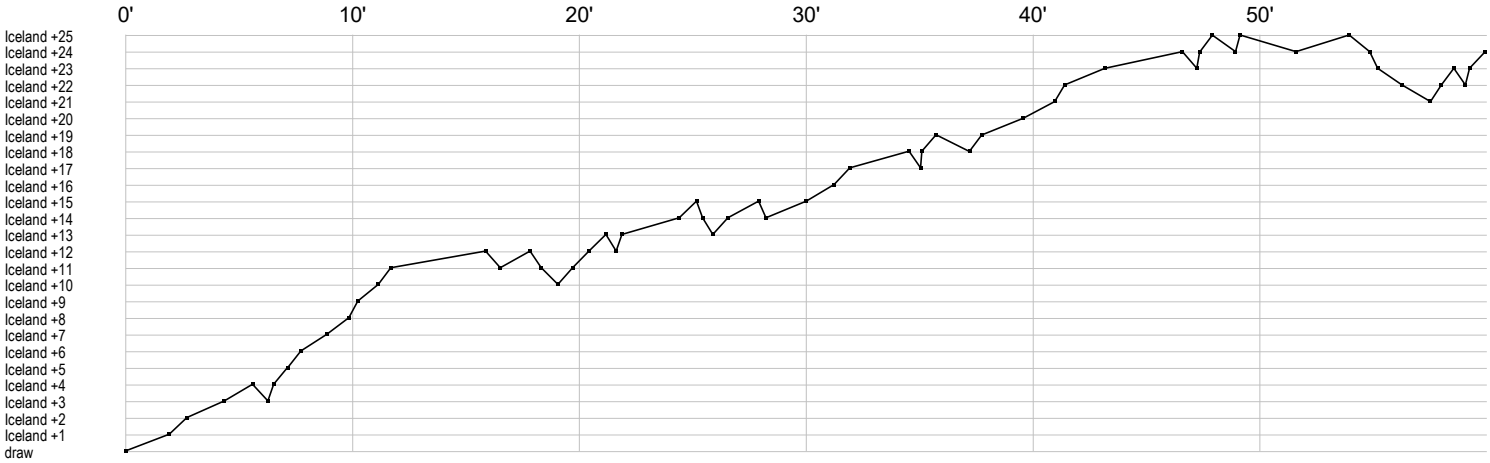

Algeria

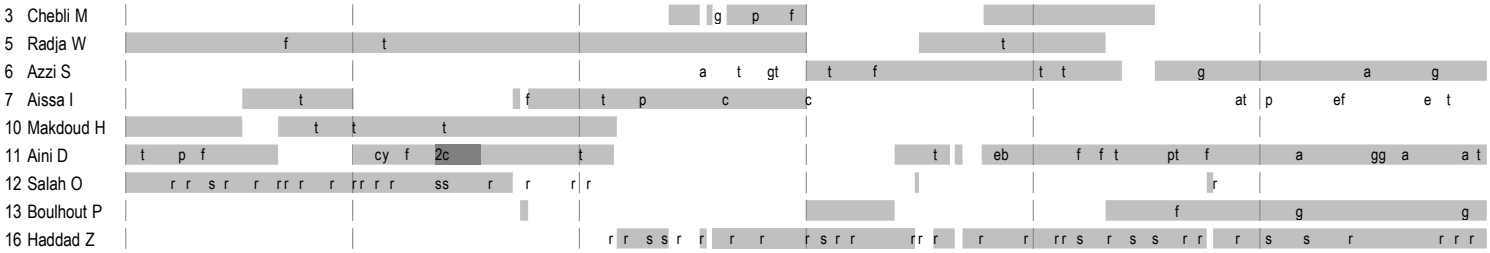

Iceland



	In game	**g**	Goal scored	**f**	Missed shot	**a**	Assist	**t**	Technical faults	**b**	Steal
2	2min suspension	**e**	Eearned 7m	**c**	Commited 7m	**y**	Yellow card	**r**	Red Card	**k**	Blue card
i	Eearned 2min.	**x**	Block	**4**	4min suspension	**p**	Pass for clear chance	**s**	Saved shot	**r**	Received goal

Handball statistics and livescore by Toma-soft ltd (www.toma-soft.hr)