



IHF Women's Youth (18) World Championship

North Macedonia (Skopje)

Group G, 3. round



Match Team Statistics

Match No. 36

Brazil 31 - 18 Uruguay

(13 - 12) (18 - 6)

2.8.2022. 16:30

Attendance: 70

Sport Centre Boris Trajkovski

Referees: Ana Vranes (AUT) / Marlis Wenninger (AUT)

Brazil

Players		Goals / shots										Attack					Def.			Penalties			TP		
#	Surname and name	S	Tot.	%	9m	6m	Wing	7m	FB	Brk.	LD	As.	PC	E7	E2	TF	St.	C7	Blk	YC	2m	R		B	
1	NAVARRO Manuella	S																							54:40
3	RODRIGUES Julia	S	6/7	86	3/4				1/1	2/2			3	5			1		1						49:08
4	JORGE Elisa	S	3/4	75				2/3	1/1				1									1			17:22
5	BORNE Serena		2/5	40				1/4	1/1				1		2	2									46:46
6	DA CRUZ Gabriela																								9:15
7	ROSA Kelly	S	4/8	50	3/7					1/1			6	1			1						1		31:04
8	OLIVEIRA Livia	S	2/2	100		2/2											2		1						26:32
9	DE OLIVEIRA Maria Clara																								
10	DOS SANTOS Ana		5/6	83				4/5	1/1									2							26:37
13	BORGES Eduarda	S	2/4	50	0/2				1/1	1/1			3												48:12
14	MACHADO Julia													1											6:55
15	KAEFER Patricia	S															2								13:14
18	DA CRUZ Alana													1											39:13
19	SOARES Nathaly		5/6	83		1/1		2/2		2/3			1	1			1						2		33:23
24	E SILVA Maria Elisa		2/3	67					1/1	1/2			1	1			4	1	1					1	12:19
99	QUEIROZ Milene																								5:20
	Team / bench																								
	UKUPNO		31/45	69	6/13	3/3	7/12	2/2	6/6	7/9	0/0		16	10	2	2	19	4	3	3	0	3	0	0	

Goalkeepers		Saves / shots									
#	Surname and name	Tot.	%	9m	6m	Wing	7m	FB	Brk.	LD	
1	NAVARRO Manuella	14/31	45	5/7	1/6	4/6	1/3	0/2	3/7		
99	QUEIROZ Milene	0/1	0						0/1		
	TOTAL	14/32	44	5/7	1/6	4/6	1/3	0/2	3/8	0/0	

Coach: Mauricio Antonucci

Number of attacks: 62, Efficiency: 50%, Average Duration: 24.61 seconds

Attack by type of defense

	Shots	9m	6m	Wing	TF	E7	E2
On def. 6-0	17/26	3/8	2/2	6/8	12	0	0
On def. 5-1	6/11	3/5	1/1	1/4	7	2	2
Fastbreak	6/6				0	0	0

Defense by type

	Total	9m	6m	Wing	Stl.	C7	2m
Def. 6-0	7/16	0/5	2/2	1/1	2	2	1
Def. 5-1	7/21	2/10	3/4	1/5	2	1	2
Fastbreak	2/3				0	0	0

Attack with superiority / minority / goalkeeper out

	Attack				Reaction		
	Att.	Eff.	Shots	TF	FB	LD	Tot.
6 on 6	52	46%	24/33	19			
6 on 5	3	100%	3/3	0			
5 on 6	5	40%	2/5	0			
5 on 5	2	100%	2/2	0			

Player superiority / GK out counted at the end of attack (in case it changes during attack)

Defense with superiority / minority / goalkeeper out

	Attack				Reaction		
	Att.	Eff.	Shots	TF	FB	LD	Tot.
6 on 6	52	27%	14/36	16			
5 on 6	4	25%	1/3	1			
6 on 5	4	75%	3/3	1			
5 on 5	1	0%	0/0	1			

Numbers show attacking numbers of opponent. Lower efficiency of opponent means better defense of this team

Jersey number Tot. Total shooting 6m 6m (line) shooting 9m 9m shooting Wng Wing shooting FB Fastbreak sh. 7m 7m penalty sh.
 Brk. Breakthrough sh. LD Long distance sh. As. Assists PC Pass clear chance E7 Earned 7m pen. TF Technical faults St. Steals
 2m 2m punishments C7. Committed 7m E2 Earned 2m pun. YC. Yellow cards R/B Red/Blue cards Blk. Blocks S Starting Line-up

Handball statistics and livescore by Toma-soft ltd (www.toma-soft.hr)



IHF Women's Youth (18) World Championship

North Macedonia (Skopje)

Group G, 3. round



Match Team Statistics

Match No. 36

Brazil 31 - 18 Uruguay

(13 - 12) (18 - 6)

2.8.2022. 16:30

Attendance: 70

Sport Centre Boris Trajkovski

Referees: Ana Vranes (AUT) / Marlis Wenninger (AUT)

Shot distribution by player

3 J. Rodrigues

1/1		1/1
2/2	1/1	1/1

1 miss.

4 E. Jorge

2/2		
0/1		
		1/1

1 post 1 miss.

5 S. Borne

		1/1
1/1	0/1	

1 post 1 miss.

6 G. Da Cruz

7 K. Rosa

0/2		2/2
0/1		1/1
1/1		

1 post

8 L. Oliveira

1/1		
1/1		

9 M. De Oliveira

10 A. Dos Santos

		2/2
0/1		
		3/3

13 E. Borges

1/1		1/1

1 post 1 miss.

14 J. Machado

15 P. Kaefer

18 A. Da Cruz

19 N. Soares

1/1		1/1
1/1		2/2

1 miss.

24 M. E Silva

	0/1	
1/1		1/1

TOTAL

6/8		8/8
1/4	0/1	1/1
6/6	1/2	8/8

3 post 4 miss.

Saves distribution goalkeepers

1 M. Navarro

1/6	1/3	3/7
4/6	1/1	2/2
1/3	1/2	0/1

99 M. Queiroz

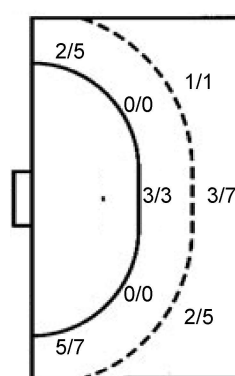
0/1		

TOTAL

1/7	1/3	3/7
4/6	1/1	2/2
1/3	1/2	0/1

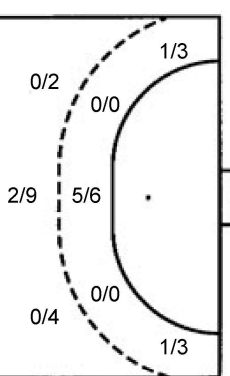
Shots by position

ATTACK



7m penalties 2/2
Fastbreak 6/6
Breakthrough 7/9
Long dist. 0/0

DEFENSE



7m penalties 2/3
Fastbreak 2/3
Breakthrough 5/10
Long dist. 0/0

Shooting statistics

Position	Goals	Sav.	Miss.	Post	Blk.	Total	%
Back (9m)	6	3	2	2	0	13	46
Line (6m)	3	0	0	0	0	3	100
Wing	7	3	1	1	0	12	58
7m penalties	2	0	0	0	0	2	100
Fastbreak	6	0	0	0	0	6	100
Breakthrough	7	1	1	0	0	9	78
Total	31	7	4	3	0	45	69

Jersey number Tot. Total shooting 6m 6m (line) shooting 9m 9m shooting Wng Wing shooting FB Fastbreak sh. 7m 7m penalty sh.
Brk. Breakthrough sh. LD Long distance sh. As. Assists PC Pass clear chance E7 Earned 7m pen. TF Technical faults St. Steals
2m 2m punishments C7. Committed 7m E2 Earned 2m pun. YC. Yellow cards R/B Red/Blue cards Blk. Blocks S Starting Line-up

Handball statistics and livescore by Toma-soft ltd (www.toma-soft.hr)



IHF Women's Youth (18) World Championship

North Macedonia (Skopje)

Group G, 3. round



Match Team Statistics

Match No. 36

Brazil 31 - 18 Uruguay

(13 - 12) (18 - 6)

2.8.2022. 16:30

Attendance: 70

Sport Centre Boris Trajkovski

Referees: Ana Vranes (AUT) / Marlis Wenninger (AUT)

Uruguay

#	Surname and name	S	Goals / shots								Attack					Def.			Penalties				TP				
			Tot.	%	9m	6m	Wing	7m	FB	Brk.	LD	As.	PC	E7	E2	TF	St.	C7	Blk	YC	2m	R		B			
1	FERNANDEZ PELAEZ Lucia Belen																										41:05
2	CAMPOS HAVRANEK Martina Maria	S	3/7	43	1/4			1/1							2	2				4		1				1	42:34
3	MACHADO HARRIAGUE Manuela	S													2					1							48:17
4	MARQUEZ HUGUET Martina Pilar		1/6	17	0/3			0/1								2	2		3		1				1	15:33	
7	HEILMANN POTRIE Emiliana	S	4/6	67	0/1	3/4				1/1				1					2	1						48:06	
8	FERNANDEZ FERRER Maria Clara		1/1	100						1/1				2	1				3	1						17:07	
9	GONZALEZ SILVERA Maria Noel	S																								18:08	
11	BARTHABURU AGUIRRE Clara	S	3/6	50	0/1			2/3		1/2				2		1			3							39:39	
12	DABO GUISANDE Maite		2/4	50		1/1				1/2	0/1															22:01	
13	CASTRO LAPETINA Maria Clara														1				1							20:48	
14	GALAN COMESANA Catalina		2/6	33	1/3			1/2		0/1																40:41	
18	ANTORIA FERNANDEZ Virginia Carolina	S																								18:55	
23	LOPEZ BENTANCOR Martina		1/2	50	0/1					1/1				2	2											20:21	
24	FONTICIELLA MUTARELLI Delfina Maria		1/3	33	0/2	1/1																		1		9:07	
31	ZEBRAITIS BLANCO Paula		0/2	0		0/2																				7:52	
32	BATISTA NUNEZ Pia Belen	S																		1					1	9:46	
	Team / bench																			1					1		
	UKUPNO		18/43	42	2/15	5/6	2/6	2/3	2/3	5/10	0/0			11	6	3	2	19	2	2	0	1	3	1	0		

#	Surname and name	Saves / shots								
		Tot.	%	9m	6m	Wing	7m	FB	Brk.	LD
1	FERNANDEZ PELAEZ Lucia Belen	4/17	24	1/2	0/1	2/4	0/1	0/3	1/6	
18	ANTORIA FERNANDEZ Virginia Carolina	3/21	14	2/7	0/2	1/6	0/1	0/3	0/2	
	TOTAL	7/38	18	3/9	0/3	3/10	0/2	0/6	1/8	0/0

Coach: Rodrigo Manuel Olalde Fernandez

Number of attacks: 61, Efficiency: 30%, Average Duration: 33.67 seconds

Attack by type of defense

	Shots	9m	6m	Wing	TF	E7	E2
On def. 6-0	7/16	0/5	2/2	1/1	4	2	1
On def. 5-1	7/21	2/10	3/4	1/5	14	1	1
On def. 4-2	0/0	0/0	0/0	0/0	1	0	0
Fastbreak	2/3				0	0	0

Defense by type

	Total	9m	6m	Wing	Stl.	C7	2m
Def. 6-0	17/26	3/8	2/2	6/8	1	0	1
Def. 5-1	6/11	3/5	1/1	1/4	1	2	2
Fastbreak	6/6				0	0	0

Attack with superiority / minority / goalkeeper out

	Attack				Reaction		
	Att.	Eff.	Shots	TF	FB	LD	Tot.
6 on 6	52	27%	14/36	16			
5 on 6	4	25%	1/3	1			
6 on 5	4	75%	3/3	1			
5 on 5	1	0%	0/0	1			

Player superiority / GK out counted at the end of attack (in case it changes during attack)

Defense with superiority / minority / goalkeeper out

	Attack				Reaction		
	Att.	Eff.	Shots	TF	FB	LD	Tot.
6 on 6	52	46%	24/33	19			
6 on 5	3	100%	3/3	0			
5 on 6	5	40%	2/5	0			
5 on 5	2	100%	2/2	0			

Numbers show attacking numbers of opponent. Lower efficiency of opponent means better defense of this team

Jersey number Tot. Total shooting 6m 6m (line) shooting 9m 9m shooting Wng Wing shooting FB Fastbreak sh. 7m 7m penalty sh.
Brk. Breakthrough sh. LD Long distance sh. As. Assists PC Pass clear chance E7 Earned 7m pen. TF Technical faults St. Steals
2m 2m punishments C7. Committed 7m E2 Earned 2m pun. YC. Yellow cards R/B Red/Blue cards Blk. Blocks S Starting Line-up

Handball statistics and livescore by Toma-soft ltd (www.toma-soft.hr)



IHF Women's Youth (18) World Championship

North Macedonia (Skopje)

Group G, 3. round



Match Team Statistics

Match No. 36

Brazil 31 - 18 Uruguay

(13 - 12) (18 - 6)

2.8.2022. 16:30

Attendance: 70

Sport Centre Boris Trajkovski

Referees: Ana Vranes (AUT) / Marlis Wenninger (AUT)

Shot distribution by player

2 M. CamposHavraneck

1/1		2/2

1 post 3 miss.

3 M. Machado Harriague

4 M. MarquezHuguet

		1/2
0/2		
0/1		

1 miss.

7 E. HeilmannPotrie

0/1		
2/2		
2/2		

1 block

8 M. FernandezFerrer

1/1		

9 M. GonzalezSilvera

11 C. Barthaburu Aguirre

2/2	1/1	
	0/1	
	0/1	

1 block

12 M. Dabo Guisande

	1/1	
		1/1

2 post

13 M. Castro Lapetina

14 C. Galan Comesana

2/2	0/1	
0/1		0/2

23 M. Lopez Bentancor

	1/1	

1 post

24 D. Fonticiella Mutarelli

		1/1
0/1		

1 block

31 P. ZebraitisBlanco

		0/2

32 P. Batista Nunez

TOTAL

6/7	2/3	4/7
2/6	0/1	0/2
2/3	1/2	1/1

4 post 4 miss. 3 block

Saves distribution goalkeepers

1 L. Fernandez Pelaez

1/2		0/4
2/2	1/1	
0/3		0/5

18 V. Antoria Fernandez

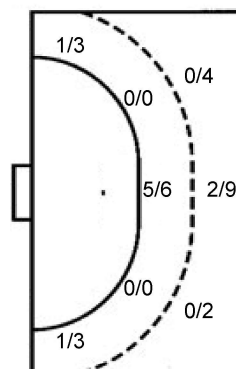
1/6		0/4
1/2		0/1
0/3	1/2	0/3

TOTAL

2/8		0/8
3/4	1/1	0/1
0/6	1/2	0/8

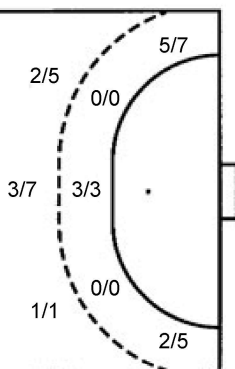
Shots by position

ATTACK



7m penalties 2/3
Fastbreak 2/3
Breakthrough 5/10
Long dist. 0/0

DEFENSE



7m penalties 2/2
Fastbreak 6/6
Breakthrough 7/9
Long dist. 0/0

Shooting statistics

Position	Goals	Sav.	Miss.	Post	Blk.	Total	%
Back (9m)	2	5	3	2	3	15	13
Line (6m)	5	1	0	0	0	6	83
Wing	2	4	0	0	0	6	33
7m penalties	2	1	0	0	0	3	67
Fastbreak	2	0	0	1	0	3	67
Breakthrough	5	3	1	1	0	10	50
Total	18	14	4	4	3	43	42

Jersey number Tot. Total shooting 6m 6m (line) shooting 9m 9m shooting Wng Wing shooting FB Fastbreak sh. 7m 7m penalty sh.
Brk. Breakthrough sh. LD Long distance sh. As. Assists PC Pass clear chance E7 Earned 7m pen. TF Technical faults St. Steals
2m 2m punishments C7. Committed 7m E2 Earned 2m pun. YC. Yellow cards R/B Red/Blue cards Blk. Blocks S Starting Line-up

Handball statistics and livescore by Toma-soft ltd (www.toma-soft.hr)



IHF Women's Youth (18) World Championship

North Macedonia (Skopje)

Group G, 3. round



Match Team Statistics

Match No. 36

Brazil 31 - 18 Uruguay

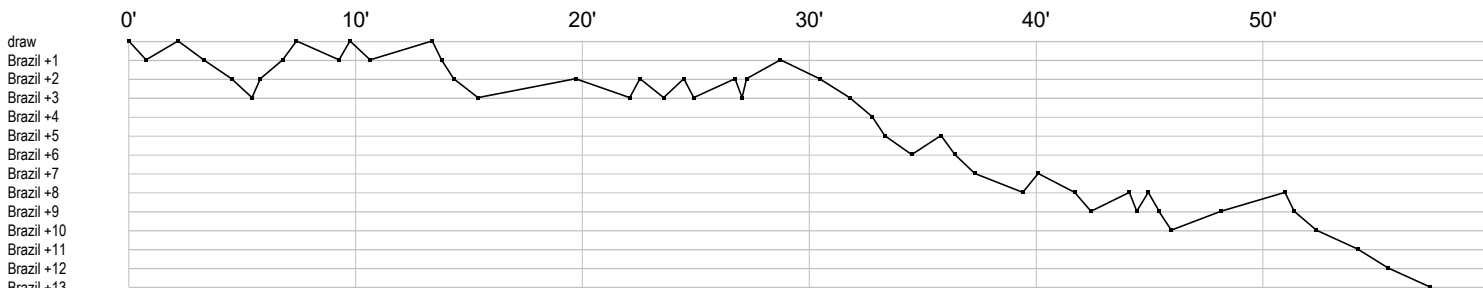
(13 - 12) (18 - 6)

2.8.2022. 16:30

Attendance: 70

Sport Centre Boris Trajkovski

Referees: Ana Vranes (AUT) / Marlis Wenninger (AUT)



Brazil

1 Navarro M	r	r	r	r	r	s	r	r	s	r	r	s	s	s	r	s	s	r	s	r	r	r	s	r	s	s	s
3 Rodrigues J	pc	t	p	f	g	g	p	a	p	g	p	g	g	a	g	a	g	a	g	a	g	a	g	a	g	a	g
4 Jorge E	g	g	g	g	g	g	g	g	g	g	g	g	g	g	g	g	g	g	g	g	g	g	g	g	g	g	g
5 Borne S																											
6 Da Cruz G																											
7 Rosa K	a	f	a	a	a	2	t	g	a	f	f	g	a	g	p	x	g	f	g	f	g	f	g	f	g	f	f
8 Oliveira L	t	t	t	t	t	t	t	t	t	t	t	t	t	t	t	t	t	t	t	t	t	t	t	t	t	t	t
9 De Oliveira M																											
10 Dos Santos A	g	g	g	g	g	g	g	g	g	g	g	g	g	g	g	g	g	g	g	g	g	g	g	g	g	g	g
13 Borges E	t	t	t	t	t	t	t	t	t	t	t	t	t	t	t	t	t	t	t	t	t	t	t	t	t	t	t
14 Machado J																											
15 Kaefer P	t	t	t	t	t	t	t	t	t	t	t	t	t	t	t	t	t	t	t	t	t	t	t	t	t	t	t
18 Da Cruz A																											
19 Soares N	gp	g	g	g	g	g	g	g	g	g	g	g	g	g	g	g	g	g	g	g	g	g	g	g	g	g	g
24 E Silva M	t	t	t	t	t	t	t	t	t	t	t	t	t	t	t	t	t	t	t	t	t	t	t	t	t	t	t
99 Queiroz M	r	r	r	r	r	r	r	r	r	r	r	r	r	r	r	r	r	r	r	r	r	r	r	r	r	r	r

Uruguay

1 Fernandez	r	r	r	r	r	r	r	r	r	r	r	r	r	r	r	r	r	r	r	r	r	r	r	r	r	r	r
2 Campos	t	g	t	f	f	a2c	g	t	f	g	p	p	f	a	t	g	t	f	g	p	p	f	a	t	g	t	f
3 Machado	a	a	a	a	a	a	a	a	a	a	a	a	a	a	a	a	a	a	a	a	a	a	a	a	a	a	a
4 Marquez	f	f	f	f	f	f	f	f	f	f	f	f	f	f	f	f	f	f	f	f	f	f	f	f	f	f	f
7 Heilmann	g	g	g	g	g	g	g	g	g	g	g	g	g	g	g	g	g	g	g	g	g	g	g	g	g	g	g
8 Fernandez	t	t	t	t	t	t	t	t	t	t	t	t	t	t	t	t	t	t	t	t	t	t	t	t	t	t	t
9 Gonzalez																											
11 Barthaburu	t	eg	t	t	t	t	t	t	t	t	t	t	t	t	t	t	t	t	t	t	t	t	t	t	t	t	t
12 Dabo	g	g	g	g	g	g	g	g	g	g	g	g	g	g	g	g	g	g	g	g	g	g	g	g	g	g	g
13 Castro																											
14 Galan	g	g	g	g	g	g	g	g	g	g	g	g	g	g	g	g	g	g	g	g	g	g	g	g	g	g	g
18 Antoria	r	s	r	r	r	r	r	r	r	r	r	r	r	r	r	r	r	r	r	r	r	r	r	r	r	r	r
23 Lopez																											
24 Fonticiella																											
31 Zebraitis																											
32 Batista Nunez	2	2	2	2	2	2	2	2	2	2	2	2	2	2	2	2	2	2	2	2	2	2	2	2	2	2	2

In game	g Goal scored	f Missed shot	a Assist	t Technical faults	b Steal
2 2min suspension	e Earned 7m	c Committed 7m	y Yellow card	r Red Card	k Blue card
i Earned 2min.	x Block	4 4min suspension	p Pass for clear chance	s Saved shot	r Received goal