



# IHF Women's Youth (18) World Championship

## North Macedonia (Skopje)

Group C, 3. round



Match Team Statistics

Match No. 33

**Austria 22 - 31 Faroe Islands**

(12 - 15) (10 - 16)

2.8.2022. 10:30

Attendance: 80

Sport Centre Boris Trajkovski

Referees: Ahmad Gheisarian (IRI) / Amir Gheisarian (IRI)

### Austria

#	Surname and name	S	Goals / shots								Attack					Def.			Penalties			TP			
			Tot.	%	9m	6m	Wing	7m	FB	Brk.	LD	As.	PC	E7	E2	TF	St.	C7	Blk	YC	2m		R	B	
1	HERNACH Valentina																								9:00
5	GÖTZE Laura		3/7	43	2/6				1/1						1			1	1	1					23:03
6	LAUTER Anna-Maria																	1		1					28:03
7	PURKARTHOFFER Lisa	S	2/4	50				1/2	1/2						1										28:33
8	EGGER Philomena		1/4	25				0/2							1										29:34
9	SPITZER Cara	S	0/1	0			0/1																		30:29
12	JANCIC Sara																								9:01
14	BALJAK Lorena		0/4	0	0/2			0/1							2	1									29:26
15	PROKOP Marie	S	2/5	40	0/2			2/2	0/1						1	1			1				1		36:11
16	TILLIACHER Nina	S													1										40:23
17	MORITZ Anna		1/2	50				1/2											1						10:24
18	MARKSTEINER Viktoria	S	4/8	50	2/5				2/3						1	2	2	1	5						45:28
20	BRÄNDLE Emilia		3/5	60	1/1				2/4						1			2	6						18:34
23	MUSTEDANAGIC Ines	S	4/7	57	0/2	1/2		1/1	2/2						1										39:00
24	KOVACS Lina	S	2/2	100				1/1	1/1									1	1			1	1		42:51
Team / bench																									
UKUPNO			22/49	45	5/18	1/3	2/7	4/4	2/3	8/14	0/0	5	8	4	4	16	2	3	2	0	2	0	0	0	

#	Surname and name	Saves / shots									
		Tot.	%	9m	6m	Wing	7m	FB	Brk.	LD	
1	HERNACH Valentina	2/5	40		0/1	2/3			0/1		
12	JANCIC Sara	2/9	22		0/1	2/4	0/1		0/3		
16	TILLIACHER Nina	13/34	38	2/3	1/4	8/14	0/2	1/2	1/9		
TOTAL		17/48	35	2/3	1/6	12/21	0/3	1/2	1/13	0/0	

Coach: **Simona Spiridon**

Number of attacks: 62, Efficiency: 35%, Average Duration: 28.85 seconds

### Attack by type of defense

	Shots	9m	6m	Wing	TF	E7	E2
On def. 6-0	16/42	5/18	1/3	2/7	16	4	4
Fastbreak	2/3				0	0	0

### Defense by type

	Total	9m	6m	Wing	Stl.	C7	2m
Def. 6-0	20/38	1/6	4/5	6/16	2	2	1
Def. 4-2	7/11	0/1	1/1	3/6	0	1	1
Fastbreak	1/2				0	0	0

### Attack with superiority / minority / goalkeeper out

	Attack				Reaction		
	Att.	Eff.	Shots	TF	FB	LD	Tot.
7 on 6 (GK out)	2	100%	2/2	0	0/0	0/0	0/0
7 on 5 (GK out)	3	33%	1/1	2	0/0	0/0	0/0
6 on 6 (GK out)	1	0%	0/0	1	0/0	0/0	0/0
6 on 6	49	35%	17/37	12			
6 on 5	5	20%	1/4	1			
5 on 6	2	50%	1/2	0			

Player superiority / GK out counted at the end of attack (in case it changes during attack)

### Defense with superiority / minority / goalkeeper out

	Attack				Reaction		
	Att.	Eff.	Shots	TF	FB	LD	Tot.
7 on 6 (GK out)	9	56%	5/6	3	1/1	0/0	1/1
6 on 6 (GK out)	3	67%	2/3	0	0/0	0/0	0/0
6 on 6	42	48%	20/38	4			
5 on 6	4	25%	1/2	2			
6 on 5	4	75%	3/4	0			

Numbers show attacking numbers of opponent. Lower efficiency of opponent means better defense of this team

# Jersey number Tot. Total shooting 6m 6m (line) shooting 9m 9m shooting Wng Wing shooting FB Fastbreak sh. 7m 7m penalty sh.  
 Brk. Breakthrough sh. LD Long distance sh. As. Assists PC Pass clear chance E7 Earned 7m pen. TF Technical faults St. Steals  
 2m 2m punishments C7. Committed 7m E2 Earned 2m pun. YC. Yellow cards R/B Red/Blue cards Blk. Blocks S Starting Line-up



# IHF Women's Youth (18) World Championship

## North Macedonia (Skopje)

Group C, 3. round



### Match Team Statistics

Match No. 33

### Austria 22 - 31 Faroe Islands

(12 - 15) (10 - 16)

2.8.2022. 10:30

Attendance: 80

Sport Centre Boris Trajkovski

Referees: Ahmad Gheisarian (IRI) / Amir Gheisarian (IRI)

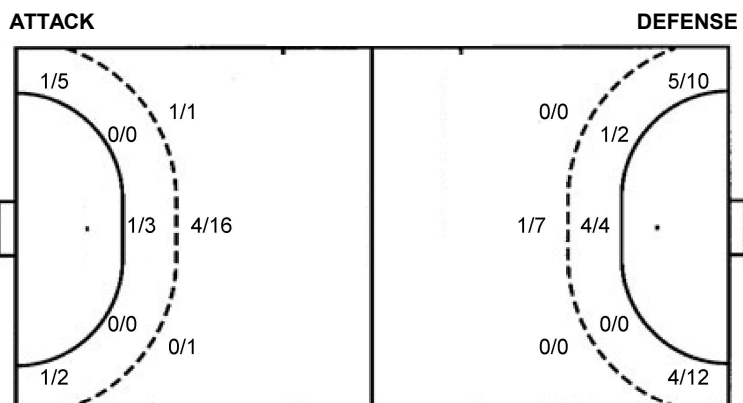
### Shot distribution by player

<b>5 L. Götze</b> 1/1 1/2 1/1 1 post 2 miss.	<b>6 A. Lauter</b> 1 post 1 block	<b>7 L. Purkarthofer</b> 1/1 0/1 1 post 1/1 lob	<b>8 P. Egger</b> 0/1 1/2 1 post	<b>9 C. Spitzer</b> 0/1	<b>14 L. Baljak</b> 0/1 0/1 0/1	<b>15 M. Prokop</b> 0/1 0/1 2/2 1 post
<b>17 A. Moritz</b> 0/1 1/1	<b>18 V. Marksteiner</b> 1/2 1/1 1/2 1 post 1 block	<b>20 E. Brändle</b> 1/1 0/1 1/1 1 miss.	<b>23 I. Mustedanagic</b> 1/1 0/1 2/2 1 post 1 miss.	<b>24 L. Kovacs</b> 1/1 1/1	<b>TOTAL</b> 1/2 2/5 5/7 1/2 0/2 0/2 3/7 1/1 8/9	6 post 4 miss. 1 block 1/1 lob

### Saves distribution goalkeepers

<b>1 V. Hernach</b> 1/1 1/2 0/2	<b>12 S. Jancic</b> 1/1 1/3 0/1 0/4	<b>16 N. Tilliacher</b> 2/7 3/5 0/5 2/2 3/4 0/1 2/5 3/4 1/3	<b>TOTAL</b> 3/8 4/8 0/6 2/2 1/1 0/1 2/5 4/6 1/9
------------------------------------------	-------------------------------------------------	----------------------------------------------------------------------------------------	-----------------------------------------------------------------------------

### Shots by position



7m penalties 4/4  
Fastbreak 2/3  
Breakthrough 8/14  
Long dist. 0/0

7m penalties 3/3  
Fastbreak 1/2  
Breakthrough 12/14  
Long dist. 0/0

### Shooting statistics

Position	Goals	Sav.	Miss.	Post	Blk.	Total	%
Back (9m)	5	6	3	3	1	18	28
Line (6m)	1	1	0	1	0	3	33
Wing	2	4	0	1	0	7	29
7m penalties	4	0	0	0	0	4	100
Fastbreak	2	0	0	1	0	3	67
Breakthrough	8	5	1	0	0	14	57
<b>Total</b>	<b>22</b>	<b>16</b>	<b>4</b>	<b>6</b>	<b>1</b>	<b>49</b>	<b>45</b>

# Jersey number Tot. Total shooting 6m 6m (line) shooting 9m 9m shooting Wng Wing shooting FB Fastbreak sh. 7m 7m penalty sh.  
Brk. Breakthrough sh. LD Long distance sh. As. Assists PC Pass clear chance E7 Earned 7m pen. TF Technical faults St. Steals  
2m 2m punishments C7. Committed 7m E2 Earned 2m pun. YC. Yellow cards R/B Red/Blue cards Blk. Blocks S Starting Line-up

Handball statistics and livescore by Toma-soft ltd (www.toma-soft.hr)



# IHF Women's Youth (18) World Championship

## North Macedonia (Skopje)

Group C, 3. round



Match Team Statistics

Match No. 33

### Austria 22 - 31 Faroe Islands

(12 - 15) (10 - 16)

2.8.2022. 10:30

Attendance: 80

Sport Centre Boris Trajkovski

Referees: Ahmad Gheisarian (IRI) / Amir Gheisarian (IRI)

### Faroe Islands

#	Surname and name	S	Goals / shots								Attack				Def.			Penalties			TP			
			Tot.	%	9m	6m	Wing	7m	FB	Brk.	LD	As.	PC	E7	E2	TF	St.	C7	Blk	YC		2m	R	B
1	ARNGRIMSDOTTIR MÜLLER Silja	S																						55:17
2	EGHOLM Karin	S	2/6	33			2/6																	35:07
4	ROYSDOTTIR Inga Maria		3/7	43			2/6									1	1							24:18
5	OLIVIA HEDINSDOTTIR Silja		7/12	58			4/7			1/2	2/3			1				2	1					50:21
7	PÁLSDÓTTIR NÓLSOY Maria	S	2/6	33	0/3						2/3			7	4			2						45:15
8	FRANKSDÓTTIR JOENSEN Bjork	S	2/2	100		1/1					1/1			2	4	2		2						29:24
9	SIGRUNARDÓTTIR MIKKELSEN Sára	S	4/4	100		2/2					2/2					1				3				35:42
10	MOHR Lea	S	0/2	0			0/2																	9:01
11	ARGE Lukka		3/3	100	1/1			2/2						1						1		1		28:30
12	KAAS MICHELSESN Simona																							0:30
13	JOENSEN Inga Maria		2/2	100							2/2			1	3			1						31:00
14	SIGRUNARDÓTTIR MIKKELSEN Anna																					1		7:49
18	HALSDÓTTIR WEYHE Anna Elisabeth	S	2/3	67		0/1					2/2			2	2			1						32:24
19	HAMMER Barbara		1/1	100		1/1												1				1		7:56
33	JAKOBSDÓTTIR DALSGARD Hanna		1/4	25	0/3				1/1															7:20
99	HEINESEN Karina Debes		2/2	100		1/1	1/1											1				1		20:06
	Team / bench																							
	UKUPNO		31/54	57	1/7	5/6	9/22	3/3	1/2	12/14	0/0	13	15	3	0	9	3	4	1	0	4	0	0	

#	Surname and name	Saves / shots								
		Tot.	%	9m	6m	Wing	7m	FB	Brk.	LD
1	ARNGRIMSDOTTIR MÜLLER Silja	16/37	43	6/11	1/2	4/6	0/3	0/2	5/13	
12	KAAS MICHELSESN Simona	0/1	0				0/1			
	TOTAL	16/38	42	6/11	1/2	4/6	0/4	1/2	5/13	0/0

Coach: Simon Olsen

Number of attacks: 62, Efficiency: 50%, Average Duration: 31.68 seconds

### Attack by type of defense

	Shots	9m	6m	Wing	TF	E7	E2
On def. 6-0	20/38	1/6	4/5	6/16	7	2	0
On def. 4-2	7/11	0/1	1/1	3/6	2	1	0
Fastbreak	1/2				0	0	0

### Defense by type

	Total	9m	6m	Wing	Stl.	C7	2m
Def. 6-0	16/42	5/18	1/3	2/7	3	4	4
Fastbreak	2/3				0	0	0

### Attack with superiority / minority / goalkeeper out

	Attack				Reaction		
	Att.	Eff.	Shots	TF	FB	LD	Tot.
7 on 6 (GK out)	9	56%	5/6	3	1/1	0/0	1/1
6 on 6 (GK out)	3	67%	2/3	0	0/0	0/0	0/0
6 on 6	42	48%	20/38	4			
5 on 6	4	25%	1/2	2			
6 on 5	4	75%	3/4	0			

Player superiority / GK out counted at the end of attack (in case it changes during attack)

### Defense with superiority / minority / goalkeeper out

	Attack				Reaction		
	Att.	Eff.	Shots	TF	FB	LD	Tot.
7 on 6 (GK out)	2	100%	2/2	0	0/0	0/0	0/0
7 on 5 (GK out)	3	33%	1/1	2	0/0	0/0	0/0
6 on 6 (GK out)	1	0%	0/0	1	0/0	0/0	0/0
6 on 6	49	35%	17/37	12			
6 on 5	5	20%	1/4	1			
5 on 6	2	50%	1/2	0			

Numbers show attacking numbers of opponent. Lower efficiency of opponent means better defense of this team

# Jersey number Tot. Total shooting 6m 6m (line) shooting 9m 9m shooting Wng Wing shooting FB Fastbreak sh. 7m 7m penalty sh.  
 Brk. Breakthrough sh. LD Long distance sh. As. Assists PC Pass clear chance E7 Earned 7m pen. TF Technical faults St. Steals  
 2m 2m punishments C7. Committed 7m E2 Earned 2m pun. YC. Yellow cards R/B Red/Blue cards Blk. Blocks S Starting Line-up

Handball statistics and livescore by Toma-soft ltd (www.toma-soft.hr)



# IHF Women's Youth (18) World Championship

## North Macedonia (Skopje)

Group C, 3. round



### Match Team Statistics

Match No. 33

### Austria 22 - 31 Faroe Islands

(12 - 15) (10 - 16)

2.8.2022. 10:30

Attendance: 80

Sport Centre Boris Trajkovski

Referees: Ahmad Gheisarian (IRI) / Amir Gheisarian (IRI)

### Shot distribution by player

#### 2 K. Egholm

0/2		0/1

1 miss. 2/2 lob

#### 4 I. Roysdottir

	0/1	
1/2	0/1	0/1
2/2		

#### 5 S. Olivia Hedinsdóttir

0/1	0/1	1/1
1/1		0/2
1/1		4/5

#### 7 M. PálsdóttirNólsoy

		0/1
		1/2
1/1		

1 miss. 1 block

#### 8 B. Franksdóttir Joensen

1/1		
		1/1

#### 9 S. Sigrunardóttir Mikkelsen

3/3		
		1/1

#### 10 L. Mohr

0/2		

#### 11 L. Arge

1/1		1/1
1/1		

#### 13 I. Joensen

1/1		
1/1		

#### 14 A. Sigrunardóttir Mikkelsen


#### 18 A. HalsdóttirWeyhe

0/1		
	1/1	1/1

#### 19 B. Hammer

1/1		

#### 33 H. Jakobsdóttir Dalsgard

		1/1

2 post 1 block

#### 99 K. Heinesen

		2/2

### TOTAL

5/8	0/2	3/5
4/8	0/1	2/6
6/6	1/1	8/9

2 post 2 miss. 2 block 2/2 lob

### Saves distribution goalkeepers

#### 1 S. Arngrimsdóttir Müller

1/2	1/2	4/7
3/5	2/2	0/1
2/7	2/2	1/8

#### 12 S. Kaas Michelsern

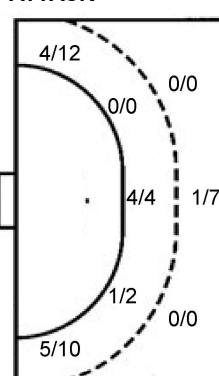
		0/1

### TOTAL

1/2	1/2	4/7
3/5	2/2	0/1
2/7	2/2	1/9

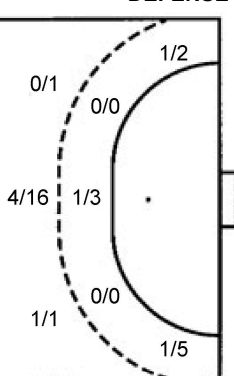
### Shots by position

#### ATTACK



7m penalties 3/3  
Fastbreak 1/2  
Breakthrough 12/14  
Long dist. 0/0

#### DEFENSE



7m penalties 4/4  
Fastbreak 2/3  
Breakthrough 8/14  
Long dist. 0/0

### Shooting statistics

Position	Goals	Sav.	Miss.	Post	Bik.	Total	%
Back (9m)	1	2	0	2	2	7	14
Line (6m)	5	1	0	0	0	6	83
Wing	9	12	1	0	0	22	41
7m penalties	3	0	0	0	0	3	100
Fastbreak	1	1	0	0	0	2	50
Breakthrough	12	1	1	0	0	14	86
<b>Total</b>	<b>31</b>	<b>17</b>	<b>2</b>	<b>2</b>	<b>2</b>	<b>54</b>	<b>57</b>

# Jersey number Tot. Total shooting 6m 6m (line) shooting 9m 9m shooting Wng Wing shooting FB Fastbreak sh. 7m 7m penalty sh.  
Brk. Breakthrough sh. LD Long distance sh. As. Assists PC Pass clear chance E7 Earned 7m pen. TF Technical faults St. Steals  
2m 2m punishments C7. Committed 7m E2 Earned 2m pun. YC. Yellow cards R/B Red/Blue cards Blk. Blocks S Starting Line-up

Handball statistics and livescore by Toma-soft ltd (www.toma-soft.hr)

