



IHF Women's Youth (18) World Championship

North Macedonia (Skopje)

Group E, 2. round



Match Team Statistics

Match No. 29

Netherlands 33 - 20 Guinea

(19 - 13) (14 - 7)

1.8.2022. 14:00

Attendance: 100

Sport Centre Jane Sandanski

Referees: Daniel Magalhaes (BRA) / Henrique Godoy (BRA)

Netherlands

#	Surname and name	S	Goals / shots									Attack					Def.			Penalties			TP								
			Tot.	%	9m	6m	Wing	7m	FB	Brk.	LD	As.	PC	E7	E2	TF	St.	C7	Blk	YC	2m	R		B							
1	VAN DER VORST Nikki																													34:11	
2	SCHANSSEMA Bianca	S	1/1	100												1/1														17:07	
5	VAN DER HELM Judith		1/1	100																										28:13	
7	KNIJN Roos		0/1	0		0/1																								15:50	
8	STEIJNS Veerle		2/3	67				1/1	0/1	1/1																				20:52	
9	BAKKER Donna	S	5/8	63				4/7																						42:26	
10	STADENS Romy		2/5	40	1/1			1/3		0/1																				26:35	
11	LUCHIES Daphne	S	5/5	100	1/1	2/2																								34:58	
12	VAN VLIET Lois	S	2/3	67				1/1	1/2																					34:41	
14	VAN MAURIK Alieke	S	6/7	86	4/5	1/1			1/1																					39:16	
15	HOLTMAN Lynn		4/4	100		2/2																								15:40	
16	IN DE BRAEKT Nomi																													16:41	
20	LOY Jalisha	S	1/5	20	0/1					0/2	1/2																			24:25	
21	MAARSCHALKERWEERD Romée	S	2/5	40		2/4					0/1																			42:05	
23	ALDERDEN Rozemarijn		2/4	50	0/1						2/3																			20:34	
27	VAN KATWIJK Minke		0/1	0	0/1																									6:26	
	Team / bench																														
	UKUPNO		33/53	62	6/10	7/10	7/12	2/4	1/4	9/12	1/1	16	11	4	6	19	6	4	3	0	3	0	0								

#	Surname and name	Saves / shots								
		Tot.	%	9m	6m	Wing	7m	FB	Brk.	LD
1	VAN DER VORST Nikki	6/15	40	3/4		2/5	0/1	0/1	1/4	
2	SCHANSSEMA Bianca	9/20	45	4/6	1/5	0/2	0/3		4/4	
	TOTAL	15/35	43	7/10	1/5	2/7	0/4	0/1	5/8	0/0

Coach: Ricardo Clarijs

Number of attacks: 70, Efficiency: 47%, Average Duration: 18.26 seconds

Attack by type of defense

	Shots	9m	6m	Wing	TF	E7	E2
On def. 6-0	13/18	4/5	0/0	4/6	8	3	4
On def. 3-3	16/26	2/5	7/10	3/6	11	1	2
Fastbreak	1/4				0	0	0

Defense by type

	Total	9m	6m	Wing	Stl.	C7	2m
Def. 6-0	15/40	3/15	4/7	5/7	6	4	3
Fastbreak	1/1				0	0	0

Attack with superiority / minority / goalkeeper out

	Attack				Reaction		
	Att.	Eff.	Shots	TF	FB	LD	Tot.
7 on 6 (GK out)	1	0%	0/0	1	0/0	0/1	0/1
6 on 6 (GK out)	1	100%	1/1	0	0/0	0/0	0/0
6 on 5 (GK out)	2	0%	0/1	1	0/0	0/0	0/0
6 on 6	50	46%	23/37	13			
6 on 5	8	63%	5/6	2			
6 on 4	5	60%	3/5	0			
5 on 6	1	100%	1/1	0			
5 on 5	2	0%	0/0	2			

Player superiority / GK out counted at the end of attack (in case it changes during attack)

Defense with superiority / minority / goalkeeper out

	Attack				Reaction		
	Att.	Eff.	Shots	TF	FB	LD	Tot.
6 on 6 (GK out)	1	0%	0/0	1	0/0	0/0	0/0
5 on 6 (GK out)	1	0%	0/1	0	0/0	1/1	1/1
6 on 6	53	28%	15/34	19			
5 on 6	6	50%	3/3	3			
4 on 6	2	0%	0/0	2			
6 on 5	2	0%	0/2	0			
5 on 5	4	50%	2/4	0			

Numbers show attacking numbers of opponent. Lower efficiency of opponent means better defense of this team

Jersey number Tot. Total shooting 6m 6m (line) shooting 9m 9m shooting Wng Wing shooting FB Fastbreak sh. 7m 7m penalty sh.
 Brk. Breakthrough sh. LD Long distance sh. As. Assists PC Pass clear chance E7 Earned 7m pen. TF Technical faults St. Steals
 2m 2m punishments C7. Committed 7m E2 Earned 2m pun. YC. Yellow cards R/B Red/Blue cards Blk. Blocks S Starting Line-up

Handball statistics and livescore by Toma-soft ltd (www.toma-soft.hr)



IHF Women's Youth (18) World Championship

North Macedonia (Skopje)

Group E, 2. round



Match Team Statistics

Match No. 29

Netherlands 33 - 20 Guinea

(19 - 13) (14 - 7)

1.8.2022. 14:00

Attendance: 100

Sport Centre Jane Sandanski

Referees: Daniel Magalhaes (BRA) / Henrique Godoy (BRA)

Shot distribution by player

5 J. Van Der Helm

1/1		

7 R. Knijn

1 post

8 V. Steijns

1/1		
		1/1

1 post

9 D. Bakker

3/4		1/1
		1/1

2 post

10 R. Stadens

1/1		0/1
0/1		1/2

11 D. Luchies

2/2		1/1
1/1		
		1/1

12 L. Van Vliet

		2/2

1 post

14 A. Van Maurik

	1/1	1/1
1/1		2/2
		1/1

1 post

15 L. Holtman

	1/1	1/1
2/2		

16 N. In De Braekt

20 J. Loy

		1/1
0/1		

2 post 1 miss.

21 R. Maarschalkerweerd

		1/1
1/2		0/1

1 post

23 R. Alderden

2/2		0/1

1 miss.

27 M. Van Katwijk

0/1		

TOTAL

10/12	2/2	8/10
5/8		3/5
		4/4

9 post 2 miss.

Saves distribution goalkeepers

1 N. Van Der Vorst

0/1	2/2	2/5
0/1		1/3
0/1		1/2

2 B. Schanssema

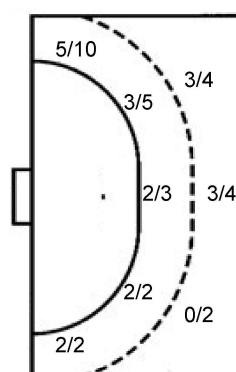
4/5	0/1	0/4
		2/2
1/1	0/1	2/6

TOTAL

4/6	2/3	2/9
0/1		3/5
1/2	0/1	3/8

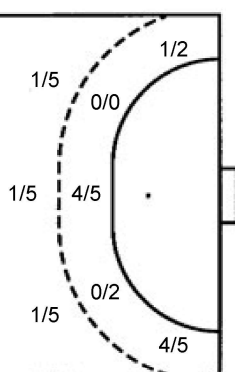
Shots by position

ATTACK



7m penalties	2/4
Fastbreak	1/4
Breakthrough	9/12
Long dist.	1/1

DEFENSE



7m penalties	4/4
Fastbreak	1/1
Breakthrough	3/11
Long dist.	0/1

Shooting statistics

Position	Goals	Sav.	Miss.	Post	Blk.	Total	%
Back (9m)	6	1	2	1	0	10	60
Line (6m)	7	2	0	1	0	10	70
Wing	7	3	0	2	0	12	58
7m penalties	2	0	0	2	0	4	50
Fastbreak	1	2	0	1	0	4	25
Breakthrough	9	1	0	2	0	12	75
Total	32	9	2	9	0	52	62

Jersey number Tot. Total shooting 6m 6m (line) shooting 9m 9m shooting Wng Wing shooting FB Fastbreak sh. 7m 7m penalty sh.
 Brk. Breakthrough sh. LD Long distance sh. As. Assists PC Pass clear chance E7 Earned 7m pen. TF Technical faults St. Steals
 2m 2m punishments C7. Committed 7m E2 Earned 2m pun. YC. Yellow cards R/B Red/Blue cards Blk. Blocks S Starting Line-up

Handball statistics and livescore by Toma-soft ltd (www.toma-soft.hr)



IHF Women's Youth (18) World Championship

North Macedonia (Skopje)

Group E, 2. round



Match Team Statistics

Match No. 29

Netherlands 33 - 20 Guinea

(19 - 13) (14 - 7)

1.8.2022. 14:00

Attendance: 100

Sport Centre Jane Sandanski

Referees: Daniel Magalhaes (BRA) / Henrique Godoy (BRA)

Guinea

#	Surname and name	S	Goals / shots								Attack					Def.			Penalties			TP				
			Tot.	%	9m	6m	Wing	7m	FB	Brk.	LD	As.	PC	E7	E2	TF	St.	C7	Blk	YC	2m		R	B		
1	BANGOURA Mabinty	S																								9:54
2	BANGOURA Mariama	S	4/8	50	2/4	1/1				1/1	0/2															55:15
3	SOUMAH Diaraye	S	3/5	60	0/1	2/3						1				1	1									50:37
6	CAMARA Mariétou																1									35:34
7	BANGOURA Kadiatou		0/3	0	0/1	0/1	0/1					1													13:23	
8	SANKHON Kadiatou	S	1/2	50			1/1										2						3		19:08	
9	KABA Kadiatou		2/5	40	0/1										2							1			17:43	
10	BANGOURA Aicha		0/1	0	0/1									1											13:27	
11	BANGOURA Aicha		0/1	0	0/1										2	1										
12	YANSANE Fatoumata														1											15:45
14	KOUROMA M'mah	S	1/8	13	1/4	0/1				0/3		2	2	1	1	5		1					2		46:35	
15	SOUMAH Mayelie	S	7/10	70	0/1	1/1	2/3	4/4				0/1	1			2	2					1			46:22	
16	CAMARA Tady																									22:11
18	SOUMAH Aminata																									1:38
19	CAMARA Maciré	S	2/3	67	0/1	2/2									3										44:55	
23	AICHA Fall														1											27:33
	Team / bench																									
	UKUPNO		20/46	43	3/15	4/7	5/7	4/4	1/1	3/11	0/1	8	4	4	3	25	5	4	0	0	7	0	0			

#	Surname and name	Saves / shots								
		Tot.	%	9m	6m	Wing	7m	FB	Brk.	LD
1	BANGOURA Mabinty	1/10	10	0/3		1/3	0/1		0/3	
16	CAMARA Tady	3/15	20	0/2	0/2	1/4	0/1	1/2	1/4	
23	AICHA Fall	5/16	31	1/2	2/7	1/3		1/1	0/3	
	TOTAL	9/41	22	1/7	2/9	3/10	0/2	2/3	1/10	0/0

Coach: Lansana Dinalo Camara

Number of attacks: 69, Efficiency: 29%, Average Duration: 33.62 seconds

Attack by type of defense

	Shots	9m	6m	Wing	TF	E7	E2
On def. 6-0	15/40	3/15	4/7	5/7	25	4	3
Fastbreak	1/1				0	0	0

Defense by type

	Total	9m	6m	Wing	Stl.	C7	2m
Def. 6-0	13/18	4/5	0/0	4/6	3	3	5
Def. 3-3	16/26	2/5	7/10	3/6	2	1	2
Fastbreak	1/4				0	0	0

Attack with superiority / minority / goalkeeper out

	Attack				Reaction		
	Att.	Eff.	Shots	TF	FB	LD	Tot.
6 on 6 (GK out)	1	0%	0/0	1	0/0	0/0	0/0
5 on 6 (GK out)	1	0%	0/1	0	0/0	1/1	1/1
6 on 6	53	28%	15/34	19			
5 on 6	6	50%	3/3	3			
4 on 6	2	0%	0/0	2			
6 on 5	2	0%	0/2	0			
5 on 5	4	50%	2/4	0			

Player superiority / GK out counted at the end of attack (in case it changes during attack)

Defense with superiority / minority / goalkeeper out

	Attack				Reaction		
	Att.	Eff.	Shots	TF	FB	LD	Tot.
7 on 6 (GK out)	1	0%	0/0	1	0/0	0/1	0/1
6 on 6 (GK out)	1	100%	1/1	0	0/0	0/0	0/0
6 on 5 (GK out)	2	0%	0/1	1	0/0	0/0	0/0
6 on 6	50	46%	23/37	13			
6 on 5	8	63%	5/6	2			
6 on 4	5	60%	3/5	0			
5 on 6	1	100%	1/1	0			
5 on 5	2	0%	0/0	2			

Numbers show attacking numbers of opponent. Lower efficiency of opponent means better defense of this team

Jersey number Tot. Total shooting 6m 6m (line) shooting 9m 9m shooting Wng Wing shooting FB Fastbreak sh. 7m 7m penalty sh.
 Brk. Breakthrough sh. LD Long distance sh. As. Assists PC Pass clear chance E7 Earned 7m pen. TF Technical faults St. Steals
 2m 2m punishments C7. Committed 7m E2 Earned 2m pun. YC. Yellow cards R/B Red/Blue cards Blk. Blocks S Starting Line-up

Handball statistics and livescore by Toma-soft ltd (www.toma-soft.hr)



IHF Women's Youth (18) World Championship

North Macedonia (Skopje)

Group E, 2. round



Match Team Statistics

Match No. 29

Netherlands 33 - 20 Guinea

(19 - 13) (14 - 7)

1.8.2022. 14:00

Attendance: 100

Sport Centre Jane Sandanski

Referees: Daniel Magalhaes (BRA) / Henrique Godoy (BRA)

Shot distribution by player

2 M. Bangoura

0/1		1/1
		3/4

2 block

3 D. Soumah

		3/3

2 miss.

6 M. Camara

2 miss.

7 K. Bangoura

	0/1	0/1

1 miss.

8 K. Sankhon

		1/1

1 miss.

9 K. Kaba

		0/1
1/1		1/1

1 post 1 block

10 A. Bangoura

0/1		

11 A. Bangoura

0/1		

12 F. Yansane

14 M. Kouroma

0/1	0/1	
		0/2
		1/2

2 miss.

15 M. Soumah

2/2	1/1	1/1
		1/2
	1/1	1/2

1 miss.

16 T. Camara

18 A. Soumah

19 M. Camara

0/1		1/1
1/1		

23 F. Aicha

TOTAL

2/6	1/3	7/9
1/1		2/5
1/2	1/1	5/8

1 post 7 miss. 3 block

Saves distribution goalkeepers

1 M. Bangoura

1/2		0/4
0/1		0/1
		0/2

16 T. Camara

0/4	0/1	2/6
1/2		0/1
		0/1

23 F. Aicha

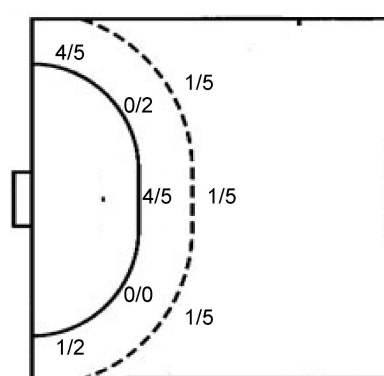
1/6	0/1	
2/5		2/3
	0/1	0/1

TOTAL

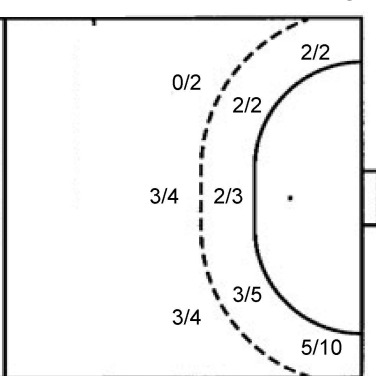
2/12	0/2	2/10
3/8		2/5
	0/1	0/4

Shots by position

ATTACK



DEFENSE



7m penalties 4/4
Fastbreak 1/1
Breakthrough 3/11
Long dist. 0/1

7m penalties 2/4
Fastbreak 1/4
Breakthrough 9/12
Long dist. 1/1

Shooting statistics

Position	Goals	Sav.	Miss.	Post	Blk.	Total	%
Back (9m)	3	7	2	0	3	15	20
Line (6m)	4	1	2	0	0	7	57
Wing	5	2	0	0	0	7	71
7m penalties	4	0	0	0	0	4	100
Fastbreak	1	0	0	0	0	1	100
Breakthrough	3	5	2	1	0	11	27
Total	20	15	6	1	3	45	44

Jersey number Tot. Total shooting 6m 6m (line) shooting 9m 9m shooting Wng Wing shooting FB Fastbreak sh. 7m 7m penalty sh.
Brk. Breakthrough sh. LD Long distance sh. As. Assists PC Pass clear chance E7 Earned 7m pen. TF Technical faults St. Steals
2m 2m punishments C7. Committed 7m E2 Earned 2m pun. YC. Yellow cards R/B Red/Blue cards Blk. Blocks S Starting Line-up

Handball statistics and livescore by Toma-soft ltd (www.toma-soft.hr)



IHF Women's Youth (18) World Championship

North Macedonia (Skopje)

Group E, 2. round



Match Team Statistics

Match No. 29

Netherlands 33 - 20 Guinea

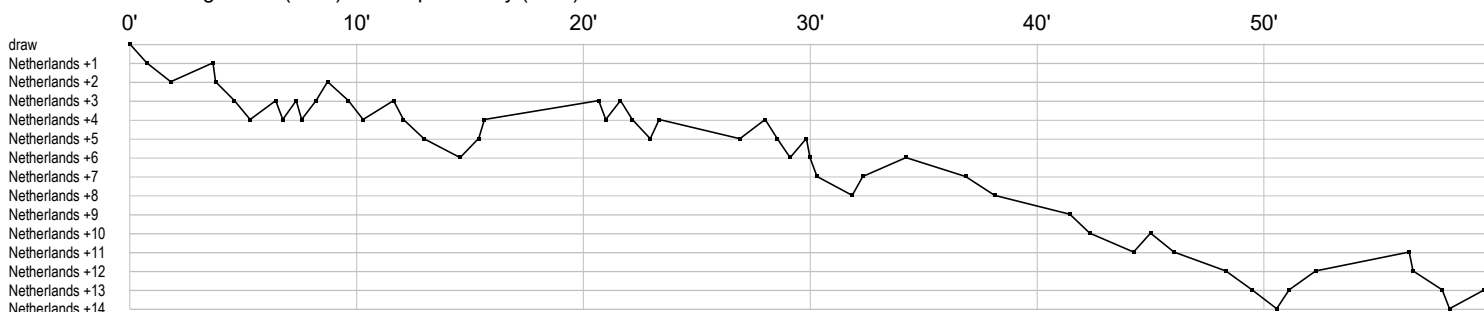
(19 - 13) (14 - 7)

1.8.2022. 14:00

Attendance: 100

Sport Centre Jane Sandanski

Referees: Daniel Magalhaes (BRA) / Henrique Godoy (BRA)



Netherlands

1 Van Der Vorst				r	r	r	s	r	r	r	r	s	s	s	r	s	s	r										
2 Schanssema	s	p	r	s	r	r	r	ss	r	p	rr	tss						r	s	sr	sg	r						
5 Van Der Helm								a		p	bp	g	a					p	a									
7 Knijn R																				f								
8 Steijns V								b			ef		bg								g							
9 Bakker D	t	f	g					g						g	f				g	g	f							
10 Stadens R								f	t		g	c	g		f							f						
11 Luchies D	g	g	p	c	t			g	b												g	a	c	t	g	t		
12 Van Vliet L			g	g																		a						
14 Van Maurik A	p	a	g	t	g	f	a	g	p					a	g	t	p		g	p	g	a						
15 Holtman L								g	2			x	t	a	t	g	a					t	g	g	t			
16 In De Braekt																						a					c	
20 Loy J	g	a		ie				ie	f	t					f	f	a	tt	f	2								
21 Maarschalkerv			i	f	2									a		t	g				f	x	g	b	x	f		
23 Alderden R														t	f	g	f									gi	a	
27 Van Katwijk M																										p	f	bi

Guinea

1 Bangoura M	r	r	s	r	r	r	r	r	r																									
2 Bangoura M	t	t	a	f	g	a	g	f	a	t	gi	p	t	a	e	ft		g			f				p	t	e	t	t					
3 Soumah D			e	g	f		g				b			g	c							t			f									
6 Camara M																						b												
7 Bangoura K																						f			a	f	f							
8 Sankhon K	f				2c			2c		g2																								
9 Kaba K																gf	g	f	t	f	t							2						
10 Bangoura A																																		
11 Bangoura A								t	f	t				b																				
12 Yansane F																						t												
14 Kouroma M	f		2		i		f	t	2c		f				p	t	t	g	t	f	f			a		f			p	a	f	t	e	
15 Soumah M	g	t	g	b							t	a			g	g	f						b				f	f			g		g2	g
16 Camara T											r	r	r	s	s	r	r	r	r	s	rr	rr	r											
18 Soumah A																																		
19 Camara M																																		
23 Aicha F																																		

In game	g Goal scored	f Missed shot	a Assist	t Technical faults	b Steal
2 2min suspension	e Earned 7m	c Committed 7m	y Yellow card	r Red Card	k Blue card
i Earned 2min.	x Block	4 4min suspension	p Pass for clear chance	s Saved shot	r Received goal