IHF Women's Youth (18) World Championship

North Macedonia (Skopje)

Group A, 2. round

Match Team Statistics

Match No. 17

Sweden 54 - 30 Algeria

(24 - 13) (30 - 17)

31.7.2022. 14:00

Attendance:

Sport Centre Boris Trajkovski

Referees: Raymel Reyes (CUB) / Alexys Zuniga (CUB)

Sweden

Players			Goals / shots									Attack					Def.			Penalties				TP
#	Surname and name	S	Tot.	%	9m	6m	Wing	7m	FB	Brk.	LD	As.	PC	E7	E2	TF	St.	C7	Blk	YC	2m	R	B	
1	BERGFELDT Line	S										3	1			1					1			28:03
3	QVARFORDT Julia	S	7/8	88		3/3	2/2		2/3			1												41:52
5	KARLSSON Sol		2/2	100		1/1			1/1					1										26:10
6	SALMI Alice		3/3	100		2/2			1/1									1						34:57
7	HUSELIUS Stella		12/13	92			3/3	2/3	7/7					1	1				1					18:08
8	LJUNGHOLM Isa	S	2/4	50	0/1					2/3		1	1											21:48
9	MIHAILOVIC Emma		4/6	67	0/1					4/5		8				1	2							22:19
10	KYLBERG Thea		3/4	75	1/2					2/2														17:59
11	WIKSFORS Stina	S	3/3	100		1/1			2/2			2				1		1	1	1	1			27:02
13	LÖNNEGREN Elise		2/3	67						2/3					1	3		2	1		1			22:43
16	WALL Ida	S										1				1								25:55
17	WAHLBERG Freja	S	4/5	80	1/1					3/4		3												25:30
20	CARLSSON Tindra	S	5/8	63	2/5	1/1				2/2		4	1											31:24
23	SHULTZ Ebba		4/8	50	1/3				1/1	2/4		2				1					1			31:33
28	GRANAT Felicia		0/1	0						0/1		3									1			12:38
29	NORSTEN VIKSTRÖM Felicia		3/5	60		1/1	2/3			0/1				1	1			1			1			31:59
	Team / bench																							
	UKUPNO		54/73	74	5/13	9/9	7/8	2/3	14/15	17/25	0/0	28	3	3	3	8	2	5	3	1	6	0	0	

Goalkeepers		Saves / shots								
#.	Surname and name	Tot.	%	9m	6m	Wing	7m	FB	Brk.	LD
1	BERGFELDT Line	11/26	42	5/7	1/4	2/5	2/3		1/7	
10	KYLBERG Thea	0/2	0	0/1		0/1				
16	WALL Ida	10/23	43	2/2	0/6	3/6	0/2		5/7	
	TOTAL	21/51	41	7/10	1/10	5/12	2/5	0/0	6/14	0/0

Coach: **Tomas Axnér**

Number of attacks: 78, Efficiency: 69%, Average Duration: 17.79 seconds

Attack by type of defense

	Shots	9m	6m	Wing	TF	E7	E2
On def. 6-0	34/49	5/12	6/6	7/8	8	3	3
On def. 5-1	4/6	0/1	3/3	0/0	0	0	0
Fastbreak	14/15				0	0	0

Defense by type

	Total	9m	6m	Wing	Stl.	C7	2m
Def. 6-0	26/56	3/16	9/12	7/14	2	5	6
Def. 5-1	1/1	0/0	0/0	0/0	0	0	0
Fastbreak	0/0				0	0	0

Attack with superiority / minority / goalkeeper out

	Attack				Reaction		
	Att.	Eff.	Shots	TF	FB	LD	Tot.
7 on 6 (GK out)	2	50%	1/2	0	0/0	0/0	0/0
6 on 6 (GK out)	9	67%	6/8	1	0/0	0/2	0/2
5 on 6 (GK out)	1	0%	0/0	1	0/0	0/0	0/0
6 on 6	52	73%	38/49	3			
6 on 5	9	78%	7/7	2			
6 on 4	2	50%	1/2	0			
5 on 6	3	33%	1/2	1			

Player superiority / GK out counted at the end of attack (in case it changes during attack)

Defense with superiority / minority / goalkeeper out

	Attack				Reaction		
	Att.	Eff.	Shots	TF	FB	LD	Tot.
6 on 6	52	31%	16/36	16			
5 on 6	9	56%	5/7	2			
4 on 6	1	0%	0/1	0			
6 on 5	15	53%	8/14	1			
6 on 4	1	100%	1/1	0			

Numbers show attacking numbers of oponnent. Lower efficiency of oponnent means better defense of this team

#	Jersey number	**Tot.**	Total shooting	**6m**	6m (line) shooting	**9m**	9m shooting	**Wng**	Wing shooting	**FB**	Fastbreak sh.	**7m**	7m penalty sh.
Brk.	Breakthrough sh.	**LD**	Long distance sh.	**As.**	Assists	**PC**	Pass clear chance	**E7**	Eearned 7m pen.	**TF**	Technical faults	**St.**	Steals
2m	2m punishments	**C7.**	Commited 7m	**E2**	Eearned 2m pun.	**YC.**	Yellow cards	**R/B**	Red/Blue cards	**Blk.**	Blocks	**S**	Starting Line-up

IHF Women's Youth (18) World Championship

North Macedonia (Skopje)

Group A, 2. round

Match Team Statistics

Match No. 17

Sweden 54 - 30 Algeria

(24 - 13) (30 - 17)

31.7.2022. 14:00

Attendance:

Sport Centre Boris Trajkovski

Referees: Raymel Reyes (CUB) / Alexys Zuniga (CUB)

Shot distribution by player

3 J. Qvarfordt

		4/4
1/1		1/1

1 miss. 1/1 lob

5 S. Karlsson

		1/1
1/1		

6 A. Salmi

		1/1
2/2		

7 S. Huselius

2/2		5/5
1/1		
1/1		2/2

1 miss. 1/1 lob

8 I. Ljungholm

	0/1	
0/1		2/2

9 E. Mihailovic

2/2		2/3
	0/1	

10 T. Kylberg

2/2		1/2

11 S. Wiksfors

1/1		1/1
1/1		

13 E. Lönnegren

	1/1	
1/1		

1 post

17 F. Wahlberg

1/1	1/1	1/1
		1/1

1 post

20 T. Carlsson

2/2	0/1	1/1
1/1		
		1/1

2 post

23 E. Shultz

2/2		1/1
1/1		
0/3	0/1	

28 F. Granat

1 miss.

29 F. Norsten Vikström

2/2		0/1
1/1		

1 post

TOTAL

14/14	2/4	18/21
7/7	0/1	1/1
4/8	0/1	6/6

5 post 3 miss. 2/2 lob

Saves distribution goalkeepers

1 L. Bergfeldt

0/5	1/1	0/5
1/1	2/3	1/1
1/3	4/5	1/1

10 T. Kylberg

0/1		
		0/1

16 I. Wall

0/6		1/4
0/1	2/2	2/2
1/1	4/4	0/3

TOTAL

0/12	1/1	1/9
1/2	4/5	3/3
2/4	8/9	1/5

Shots by position

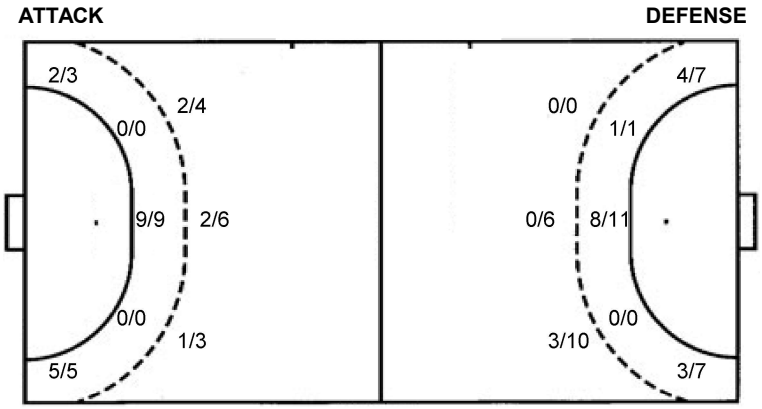

7m penalties	2/3	7m penalties	3/5
Fastbreak	14/15	Fastbreak	0/0
Breakthrough	17/25	Breakthrough	8/15
Long dist.	0/0	Long dist.	0/2

Shooting statistics

Position	Goals	Sav.	Miss.	Post	Blk.	Total	%
Back (9m)	5	6	0	2	0	13	38
Line (6m)	9	0	0	0	0	9	100
Wing	7	0	0	1	0	8	88
7m penalties	2	0	1	0	0	3	67
Fastbreak	14	0	1	0	0	15	93
Breakthrough	17	5	1	2	0	25	68
Total	**54**	**11**	**3**	**5**	**0**	**73**	**74**

#	Jersey number	**Tot.**	Total shooting	**6m**	6m (line) shooting	**9m**	9m shooting	**Wng**	Wing shooting	**FB**	Fastbreak sh.	**7m**	7m penalty sh.
Brk.	Breakthrough sh.	**LD**	Long distance sh.	**As.**	Assists	**PC**	Pass clear chance	**E7**	Eearned 7m pen.	**TF**	Technical faults	**St.**	Steals
2m	2m punishments	**C7.**	Commited 7m	**E2**	Eearned 2m pun.	**YC.**	Yellow cards	**R/B**	Red/Blue cards	**Blk.**	Blocks	**S**	Starting Line-up

IHF Women's Youth (18) World Championship

North Macedonia (Skopje)

Group A, 2. round

Match Team Statistics

Match No. 17

Sweden 54 - 30 Algeria

(24 - 13) (30 - 17)

31.7.2022. 14:00

Attendance:

Sport Centre Boris Trajkovski

Referees: Raymel Reyes (CUB) / Alexys Zuniga (CUB)

Algeria

Players			Goals / shots									Attack					Def.			Penalties				TP
#	Surname and name	S	Tot.	%	9m	6m	Wing	7m	FB	Brk.	LD	As.	PC	E7	E2	TF	St.	C7	Blk	YC	2m	R	B	
2	BERKANI Alycia		1/1	100	1/1							1		1	1	1					2			15:54
3	CHEBLI Melissa		0/1	0			0/1						1			2		1			1			18:15
5	RADJA Warda	S	0/1	0			0/1									1		1			1			19:27
6	AZZI Sarah		1/4	25	1/3					0/1		1				1								19:16
7	AISSA Ines		0/1	0						0/1		4	1	1		6								25:39
10	MAKDOUD Hanane	S	1/4	25	1/2		0/1			0/1		5				1								14:00
11	AINI Dalila	S	3/7	43	0/1					3/6			1			3								37:06
12	SALAH Oumenia Meriem		0/1	0							0/1					1								17:28
13	BOULHOUT Prescilia		4/6	67	0/1		4/5					1		1	1	1								37:10
16	HADDAD Zineb Yousra	S	0/1	0							0/1													41:58
17	SADI Lina Ines	S	2/7	29	0/4					2/3		2	1		2	1								24:10
18	SAHRAOUI Douae	S	3/5	60			2/4			1/1						1								30:35
21	ATMANI Soulef																							9:08
22	YELLES Lyna		4/7	57		2/3	1/2	1/2							1									37:31
85	CHOUDANI Alia	S	9/13	69	0/1	7/9		0/1		2/2				2				1			1			51:26
87	HASSENE DAOUADJI Sarah		2/5	40	0/3			2/2				2					1							20:57
	Team / bench																							
	UKUPNO		30/64	47	3/16	9/12	7/14	3/5	0/0	8/15	0/2	16	4	5	5	19	1	3	0	0	5	0	0	

Goalkeepers		Saves / shots								
#.	Surname and name	Tot.	%	9m	6m	Wing	7m	FB	Brk.	LD
12	SALAH Oumenia Meriem									
16	HADDAD Zineb Yousra	11/65	17	6/11	0/9	0/7	0/2	0/14	5/22	
	TOTAL	11/65	17	6/11	0/9	0/7	0/2	0/14	5/22	0/0

Coach: **Nadia Benzine**

Number of attacks: 78, Efficiency: 38%, Average Duration: 28.22 seconds

Attack by type of defense

	Shots	9m	6m	Wing	TF	E7	E2
On def. 6-0	26/56	3/16	9/12	7/14	18	5	5
On def. 5-1	1/1	0/0	0/0	0/0	1	0	0
Fastbreak	0/0				0	0	0

Defense by type

	Total	9m	6m	Wing	Stl.	C7	2m
Def. 6-0	34/49	5/12	6/6	7/8	1	3	5
Def. 5-1	4/6	0/1	3/3	0/0	0	0	0
Fastbreak	14/15				0	0	0

Attack with superiority / minority / goalkeeper out

	Attack				Reaction		
	Att.	Eff.	Shots	TF	FB	LD	Tot.
6 on 6	52	31%	16/36	16			
5 on 6	9	56%	5/7	2			
4 on 6	1	0%	0/1	0			
6 on 5	15	53%	8/14	1			
6 on 4	1	100%	1/1	0			

Player superiority / GK out counted at the end of attack (in case it changes during attack)

Defense with superiority / minority / goalkeeper out

	Attack				Reaction		
	Att.	Eff.	Shots	TF	FB	LD	Tot.
7 on 6 (GK out)	2	50%	1/2	0	0/0	0/0	0/0
6 on 6 (GK out)	9	67%	6/8	1	0/0	0/2	0/2
5 on 6 (GK out)	1	0%	0/0	1	0/0	0/0	0/0
6 on 6	52	73%	38/49	3			
6 on 5	9	78%	7/7	2			
6 on 4	2	50%	1/2	0			
5 on 6	3	33%	1/2	1			

Numbers show attacking numbers of oponnent. Lower efficiency of oponnent means better defense of this team

#	Jersey number	**Tot.**	Total shooting	**6m**	6m (line) shooting	**9m**	9m shooting	**Wng**	Wing shooting	**FB**	Fastbreak sh.	**7m**	7m penalty sh.
Brk.	Breakthrough sh.	**LD**	Long distance sh.	**As.**	Assists	**PC**	Pass clear chance	**E7**	Eearned 7m pen.	**TF**	Technical faults	**St.**	Steals
2m	2m punishments	**C7.**	Commited 7m	**E2**	Eearned 2m pun.	**YC.**	Yellow cards	**R/B**	Red/Blue cards	**Blk.**	Blocks	**S**	Starting Line-up

IHF Women's Youth (18) World Championship

North Macedonia (Skopje)

Group A, 2. round

Match Team Statistics

Match No. 17

Sweden 54 - 30 Algeria

(24 - 13) (30 - 17)

31.7.2022. 14:00

Attendance:

Sport Centre Boris Trajkovski

Referees: Raymel Reyes (CUB) / Alexys Zuniga (CUB)

Shot distribution by player

2 A. Berkani

1/1		

3 M. Chebli

	0/1	

5 W. Radja

	0/1	

6 S. Azzi

	0/2	
1/1		

1 miss.

7 I. Aissa

	0/1	

10 H. Makdoud

1/1		
	0/2	

1 block

11 D. Aini

		2/2
	1/1	0/1
	0/1	

1 post 1 block

13 P. Boulhout

		1/1
	1/1	1/1

1 miss. 1 block 1/1 lob

17 L. Sadi

1/1	0/1	0/1
		0/1
0/1		1/2

18 D. Sahraoui

3/3		
	0/1	

1 post

21 S. Atmani

22 L. Yelles

3/3		1/1
		0/1
	0/1	

1 post

85 A. Choudani

3/3		3/3
0/1		
1/2		2/2

2 miss.

87 S. Hassene Daouadji

		1/1
1/1		
	0/2	

1 post

TOTAL

12/12	0/1	8/9
1/2	1/5	0/3
2/4	1/9	4/5

4 post 4 miss. 3 block 1/1 lob

Saves distribution goalkeepers

12 O. Salah

16 Z. Haddad

0/14	2/4	3/21
0/7	1/1	0/1
4/8	1/1	0/6

TOTAL

0/14	2/4	3/21
0/7	1/1	0/1
4/8	1/1	0/6

Shots by position

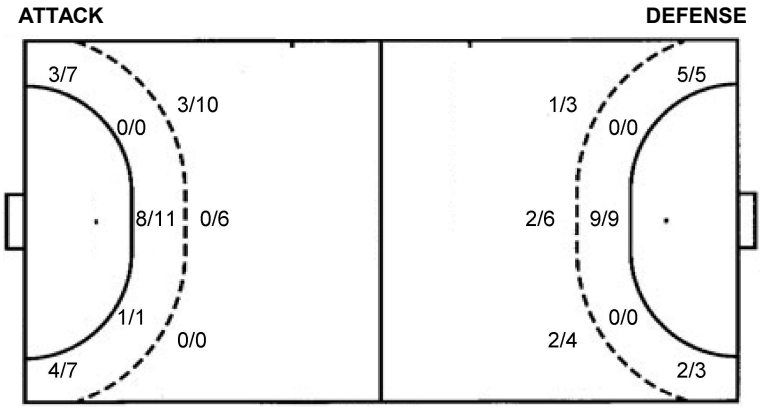

7m penalties	3/5	7m penalties	2/3
Fastbreak	0/0	Fastbreak	14/15
Breakthrough	8/15	Breakthrough	17/25
Long dist.	0/2	Long dist.	0/0

Shooting statistics

Position	Goals	Sav.	Miss.	Post	Blk.	Total	%
Back (9m)	3	7	2	1	3	16	19
Line (6m)	9	1	1	1	0	12	75
Wing	7	5	1	1	0	14	50
7m penalties	3	2	0	0	0	5	60
Fastbreak	0	0	0	0	0	0	0
Breakthrough	8	6	0	1	0	15	53
Total	**30**	**21**	**4**	**4**	**3**	**62**	**48**

#	Jersey number	**Tot.**	Total shooting	**6m**	6m (line) shooting	**9m**	9m shooting	**Wng**	Wing shooting	**FB**	Fastbreak sh.	**7m**	7m penalty sh.
Brk.	Breakthrough sh.	**LD**	Long distance sh.	**As.**	Assists	**PC**	Pass clear chance	**E7**	Eearned 7m pen.	**TF**	Technical faults	**St.**	Steals
2m	2m punishments	**C7.**	Commited 7m	**E2**	Eearned 2m pun.	**YC.**	Yellow cards	**R/B**	Red/Blue cards	**Blk.**	Blocks	**S**	Starting Line-up

IHF Women's Youth (18) World Championship

North Macedonia (Skopje)

Group A, 2. round

Match Team Statistics

Match No. 17

Sweden 54 - 30 Algeria

(24 - 13) (30 - 17)

31.7.2022. 14:00

Attendance:

Sport Centre Boris Trajkovski

Referees: Raymel Reyes (CUB) / Alexys Zuniga (CUB)

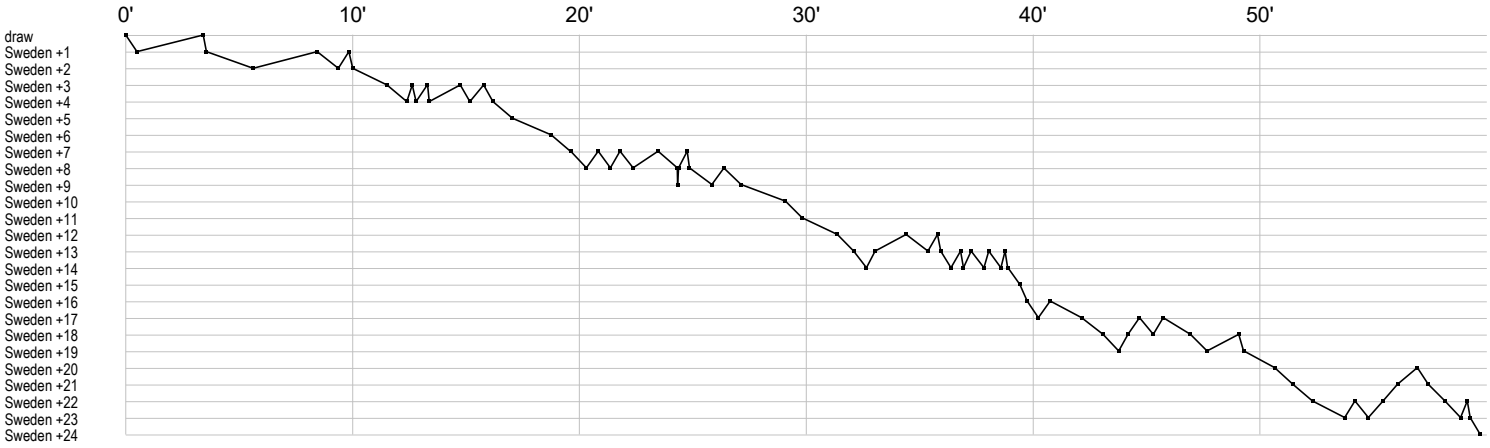

Sweden

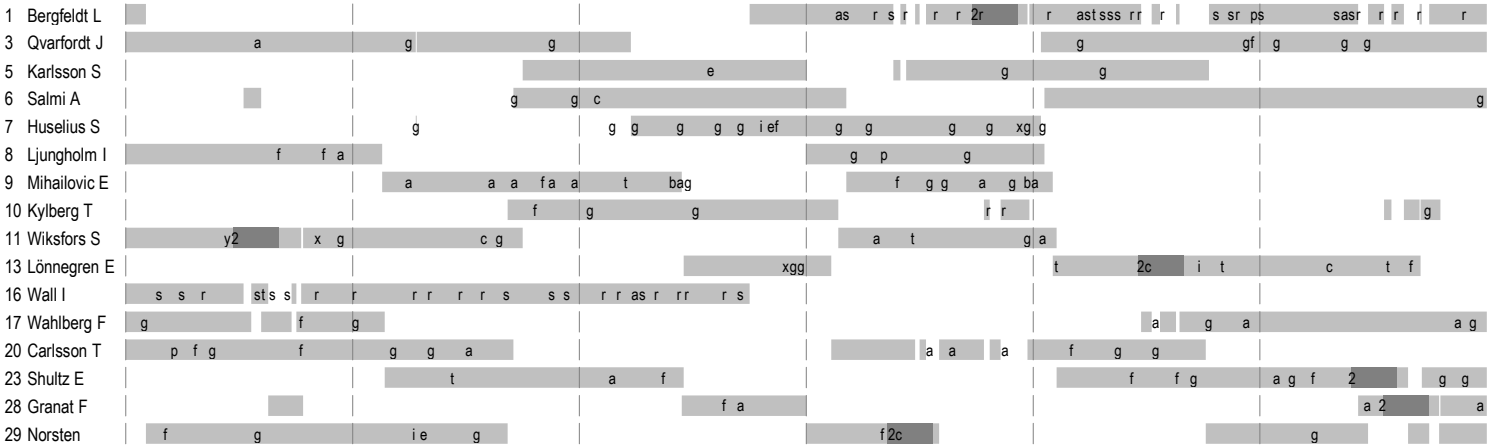

Algeria



	In game	**g**	Goal scored	**f**	Missed shot	**a**	Assist	**t**	Technical faults	**b**	Steal
2	2min suspension	**e**	Eearned 7m	**c**	Commited 7m	**y**	Yellow card	**r**	Red Card	**k**	Blue card
i	Eearned 2min.	**x**	Block	**4**	4min suspension	**p**	Pass for clear chance	**s**	Saved shot	**r**	Received goal