IHF Women's Youth (18) World Championship

North Macedonia (Skopje)

Group C, 1. round

Match Team Statistics

Match No. 14

Portugal 29 - 24 Faroe Islands

(15 - 13) (14 - 11)

30.7.2022. 13:30
Attendance: 150
Sport Centre Jane Sandanski
Hall 2

Referees: Yufeng Cheng (CHN) / Yunlei Zhou (CHN)

Portugal

Players			Goals / shots									Attack					Def.			Penalties				TP
#	Surname and name	S	Tot.	%	9m	6m	Wing	7m	FB	Brk.	LD	As.	PC	E7	E2	TF	St.	C7	Blk	YC	2m	R	B	
1	COSTA Maria																							0:09
2	PICO Maria		2/3	67			1/2			1/1		1				1								37:18
3	JESUS Luana	S	1/1	100			1/1											1			1			30:00
5	FERREIRA Sofia		3/5	60		2/3			0/1	1/1		1				1					1			16:01
8	SEQUEIRA Constança	S	8/9	89	0/1			2/2	2/2	4/4		4	1			1								58:40
10	FIGUEIREDO Carmen	S	3/8	38	3/7					0/1				1		2		1						42:48
11	ANTUNES Leonor	S	1/1	100		1/1						1						1			1			48:03
12	ROSA Matilde	S											1											32:44
13	FIGUEIRA Júlia		2/4	50	0/1				1/2	1/1								1						27:42
14	FERNANDES Denise		1/1	100			1/1											1						12:07
15	REBELO Luciana	S	5/8	63	2/5					3/3		1	1	1	2	1	1							32:21
16	GUIMARAES Rita																							8:49
17	SEMEDO Joana		0/1	0						0/1						4	1							30:47
19	CORREIA Matilde	S	1/1	100		1/1										2	1	2		1	1			8:40
21	SILVA Mariana																							6:10
22	GONÇALVES Naíde		2/3	67	0/1				1/1	1/1		1	1			2		3			1			27:41
	Team / bench																							
	UKUPNO		29/45	64	5/15	4/5	3/4	2/2	4/6	11/13	0/0	9	4	2	2	14	3	10	0	1	5	0	0	

Goalkeepers		Saves / shots								
#.	Surname and name	Tot.	%	9m	6m	Wing	7m	FB	Brk.	LD
1	COSTA Maria	0/2	0				0/2			
12	ROSA Matilde	12/26	46	3/3	3/7	4/6	0/4	0/1	2/5	
16	GUIMARAES Rita	2/9	22		0/2		1/4	0/1	1/2	
	TOTAL	14/37	38	3/3	3/9	4/6	1/10	0/2	3/7	0/0

Coach: **Luís Santos**

Number of attacks: 57, Efficiency: 51%, Average Duration: 24.86 seconds

Attack by type of defense

	Shots	9m	6m	Wing	TF	E7	E2
On def. 6-0	23/37	5/15	4/5	3/4	14	2	2
Fastbreak	4/6				0	0	0

Defense by type

	Total	9m	6m	Wing	Stl.	C7	2m
Def. 6-0	11/29	0/4	5/9	2/9	3	9	5
Def. 5-1	1/1	0/0	1/1	0/0	0	1	0
Fastbreak	2/3				0	0	0

Attack with superiority / minority / goalkeeper out

	Attack				Reaction		
	Att.	Eff.	Shots	TF	FB	LD	Tot.
6 on 6 (GK out)	5	60%	3/4	1	1/1	1/1	2/2
6 on 5 (GK out)	2	50%	1/1	1	0/0	0/1	0/1
6 on 6	45	47%	21/34	11			
6 on 5	2	100%	2/2	0			
5 on 6	2	50%	1/1	1			
5 on 5	1	100%	1/1	0			

Player superiority / GK out counted at the end of attack (in case it changes during attack)

Defense with superiority / minority / goalkeeper out

	Attack				Reaction		
	Att.	Eff.	Shots	TF	FB	LD	Tot.
6 on 6	46	35%	16/31	15			
6 on 5 (GK out)	2	100%	2/2	0	0/0	0/0	0/0
6 on 5	8	63%	5/8	0			
5 on 5	2	50%	1/2	0			

Numbers show attacking numbers of oponnent. Lower efficiency of oponnent means better defense of this team

#	Jersey number	**Tot.**	Total shooting	**6m**	6m (line) shooting	**9m**	9m shooting	**Wng**	Wing shooting	**FB**	Fastbreak sh.	**7m**	7m penalty sh.
Brk.	Breakthrough sh.	**LD**	Long distance sh.	**As.**	Assists	**PC**	Pass clear chance	**E7**	Eearned 7m pen.	**TF**	Technical faults	**St.**	Steals
2m	2m punishments	**C7.**	Commited 7m	**E2**	Eearned 2m pun.	**YC.**	Yellow cards	**R/B**	Red/Blue cards	**Blk.**	Blocks	**S**	Starting Line-up

IHF Women's Youth (18) World Championship

North Macedonia (Skopje)

Group C, 1. round

Match Team Statistics

Match No. 14

Portugal 29 - 24 Faroe Islands

(15 - 13) (14 - 11)

30.7.2022. 13:30
Attendance: 150
Sport Centre Jane Sandanski
Hall 2

Referees: Yufeng Cheng (CHN) / Yunlei Zhou (CHN)

Shot distribution by player

2 M. Pico		
	1/1	
	1/1	

1 post

3 L. Jesus		
		1/1

5 S. Ferreira		
0/1	1/1	2/2
		0/1

8 C. Sequeira		
2/2	3/4	2/2
		1/1

10 C. Figueiredo		
	1/2	1/1
		1/1

2 post 1 miss. 1 block

11 L. Antunes		
	1/1	

13 J. Figueira		
		2/3

1 post

14 D. Fernandes		
		1/1

15 L. Rebelo		
1/1	2/3	1/2
		1/1

1 miss.

17 J. Semedo		

1 post

19 M. Correia		
		1/1

21 M. Silva		

22 N. Gonçalves		
1/1		
	0/1	1/1

TOTAL		
1/1	1/1	
3/4	9/13	11/13
		4/5

5 post 2 miss. 1 block

Saves distribution goalkeepers

1 M. Costa		
0/1		0/1

12 M. Rosa		
0/2	0/1	0/1
0/2	7/11	3/8
	1/1	1/1

16 R. Guimaraes		
0/1		
0/1	1/1	0/3
0/2	1/1	

TOTAL		
0/4	0/1	0/2
0/3	8/12	3/11
0/2	2/2	1/1

Shots by position

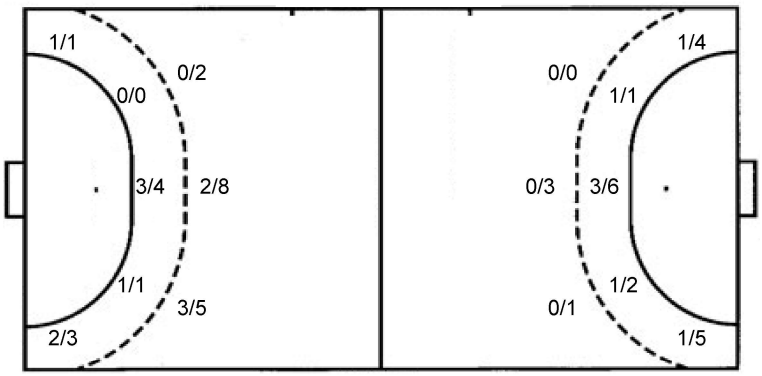

7m penalties	2/2	7m penalties	9/10
Fastbreak	4/6	Fastbreak	2/3
Breakthrough	11/13	Breakthrough	4/7
Long dist.	0/0	Long dist.	1/2

Shooting statistics

Position	Goals	Sav.	Miss.	Post	Blk.	Total	%
Back (9m)	5	5	2	3	0	15	33
Line (6m)	4	1	0	0	0	5	80
Wing	3	0	0	1	0	4	75
7m penalties	2	0	0	0	0	2	100
Fastbreak	4	2	0	0	0	6	67
Breakthrough	11	0	0	1	1	13	85
Total	**29**	**8**	**2**	**5**	**1**	**45**	**64**

#	Jersey number	**Tot.**	Total shooting	**6m**	6m (line) shooting	**9m**	9m shooting	**Wng**	Wing shooting	**FB**	Fastbreak sh.	**7m**	7m penalty sh.
Brk.	Breakthrough sh.	**LD**	Long distance sh.	**As.**	Assists	**PC**	Pass clear chance	**E7**	Earned 7m pen.	**TF**	Technical faults	**St.**	Steals
2m	2m punishments	**C7.**	Commited 7m	**E2**	Earned 2m pun.	**YC.**	Yellow cards	**R/B**	Red/Blue cards	**Blk.**	Blocks	**S**	Starting Line-up

IHF Women's Youth (18) World Championship

North Macedonia (Skopje)

Group C, 1. round

Match Team Statistics

Match No. 14

Portugal 29 - 24 Faroe Islands

(15 - 13) (14 - 11)

30.7.2022. 13:30
Attendance: 150
Sport Centre Jane Sandanski
Hall 2

Referees: Yufeng Cheng (CHN) / Yunlei Zhou (CHN)

Faroe Islands

Players			Goals / shots									Attack					Def.			Penalties				TP
#	Surname and name	S	Tot.	%	9m	6m	Wing	7m	FB	Brk.	LD	As.	PC	E7	E2	TF	St.	C7	Blk	YC	2m	R	B	
1	ARNGRIMSDOTTIR MÜLLER Silja	S																						59:11
2	EGHOLM Karin	S	1/4	25			1/4									1	1							45:08
4	ROYSDOTTIR Inga Maria		0/1	0			0/1									1								14:50
5	OLIVIA HEDINSDÓTTIR Silja		0/1	0			0/1																	
7	PÁLSDÓTTIR NÓLSOY Maria	S	3/5	60	0/1	1/1		1/1		1/2		2	5	6	4	4	1		1					47:45
8	FRANKSDÓTTIR JOENSEN Bjork	S	1/3	33	0/1				0/1	1/1		1	2	1	1									51:24
9	SIGRUNARDÓTTIR MIKKELSEN Sára																							3:01
10	MOHR Lea	S	2/5	40		0/1	1/3		1/1							1		1			1			57:23
11	ARGE Lukka		10/12	83		1/1		8/9			1/2							1						21:21
12	KAAS MICHELSERN Simona																							2:21
13	JOENSEN Inga Maria	S	0/1	0		0/1						1												6:40
14	SIGRUNARDÓTTIR MIKKELSEN Anna		0/1	0						0/1														5:48
18	HALSDOTTIR WEYHE Anna Elisabeth		2/3	67						2/3		2	3	2		4								43:02
19	HAMMER Barbara	S	3/5	60		2/4			1/1					1		1	1				1			53:48
33	JAKOBSDÓTTIR DALSGARD Hanna		0/2	0	0/2											1								1:54
99	HEINESEN Karina Debes		2/2	100		2/2						2	1			1								6:24
	Team / bench															1								
	UKUPNO		24/45	53	0/4	6/10	2/9	9/10	2/3	4/7	1/2	8	11	10	5	15	3	2	1	0	2	0	0	

Goalkeepers		Saves / shots								
#.	Surname and name	Tot.	%	9m	6m	Wing	7m	FB	Brk.	LD
1	ARNGRIMSDOTTIR MÜLLER Silja	8/37	22	5/10	1/5	0/3	0/2	2/6	0/11	
12	KAAS MICHELSERN Simona									
	TOTAL	8/37	22	5/10	1/5	0/3	0/2	2/6	0/11	0/0

Coach: **Simon Olsen**

Number of attacks: 58, Efficiency: 41%, Average Duration: 37.19 seconds

Attack by type of defense

	Shots	9m	6m	Wing	TF	E7	E2
On def. 6-0	11/29	0/4	5/9	2/9	14	9	5
On def. 5-1	1/1	0/0	1/1	0/0	1	1	0
Fastbreak	2/3				0	0	0

Defense by type

	Total	9m	6m	Wing	Stl.	C7	2m
Def. 6-0	23/37	5/15	4/5	3/4	3	2	2
Fastbreak	4/6				0	0	0

Attack with superiority / minority / goalkeeper out

	Attack				Reaction		
	Att.	Eff.	Shots	TF	FB	LD	Tot.
6 on 6	46	35%	16/31	15			
6 on 5 (GK out)	2	100%	2/2	0	0/0	0/0	0/0
6 on 5	8	63%	5/8	0			
5 on 5	2	50%	1/2	0			

Player superiority / GK out counted at the end of attack (in case it changes during attack)

Defense with superiority / minority / goalkeeper out

	Attack				Reaction		
	Att.	Eff.	Shots	TF	FB	LD	Tot.
6 on 6 (GK out)	5	60%	3/4	1	1/1	1/1	2/2
6 on 5 (GK out)	2	50%	1/1	1	0/0	0/1	0/1
6 on 6	45	47%	21/34	11			
6 on 5	2	100%	2/2	0			
5 on 6	2	50%	1/1	1			
5 on 5	1	100%	1/1	0			

Numbers show attacking numbers of oponnent. Lower efficiency of oponnent means better defense of this team

#	Jersey number	**Tot.**	Total shooting	**6m**	6m (line) shooting	**9m**	9m shooting	**Wng**	Wing shooting	**FB**	Fastbreak sh.	**7m**	7m penalty sh.
Brk.	Breakthrough sh.	**LD**	Long distance sh.	**As.**	Assists	**PC**	Pass clear chance	**E7**	Eearned 7m pen.	**TF**	Technical faults	**St.**	Steals
2m	2m punishments	**C7.**	Commited 7m	**E2**	Eearned 2m pun.	**YC.**	Yellow cards	**R/B**	Red/Blue cards	**Blk.**	Blocks	**S**	Starting Line-up

IHF Women's Youth (18) World Championship

North Macedonia (Skopje)

Group C, 1. round

Match Team Statistics

Match No. 14

Portugal 29 - 24 Faroe Islands

(15 - 13) (14 - 11)

30.7.2022. 13:30
Attendance: 150
Sport Centre Jane Sandanski
Hall 2

Referees: Yufeng Cheng (CHN) / Yunlei Zhou (CHN)

Shot distribution by player

2 K. Egholm

	0/1	1/1

1 post

4 I. Roysdottir

	0/1	

5 S. Olivia Hedinsdóttir

	0/1	

7 M. PálsdóttirNólsoy

	1/1	
1/1	0/1	1/1
		0/1

8 B. Franksdóttir Joensen

		0/1
1/1		

1 post

9 S. Sigrunardóttir Mikkelsen

10 L. Mohr

	0/1	2/3

1 post

11 L. Arge

3/3		2/2
	1/2	3/3
1/1		

1 miss.

13 I. Joensen

1 post

14 A. Sigrunardóttir Mikkelsen

	0/1	

18 A. HalsdottirWeyhe

1/1	1/1	
	0/1	

19 B. Hammer

1/1	2/3	0/1

33 H. Jakobsdóttir Dalsgard

	0/1	

1 post

99 K. Heinesen

1/1		
		1/1

TOTAL

4/4	1/1	2/2
3/3	4/12	8/11
2/2	0/2	0/1

5 post 1 miss.

Saves distribution goalkeepers

1 S. Arngrimsdottir Müller

0/1	0/1	
1/4	4/13	2/13
		1/5

12 S. Kaas Michelsern

TOTAL

0/1	0/1	
1/4	4/13	2/13
		1/5

Shots by position

ATTACK

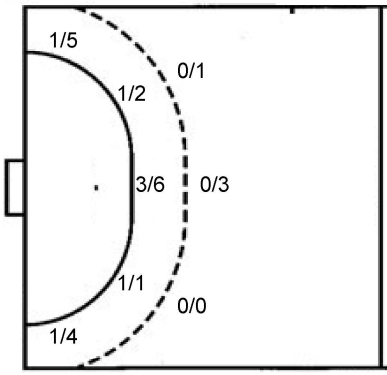

7m penalties	9/10
Fastbreak	2/3
Breakthrough	4/7
Long dist.	1/2

DEFENSE

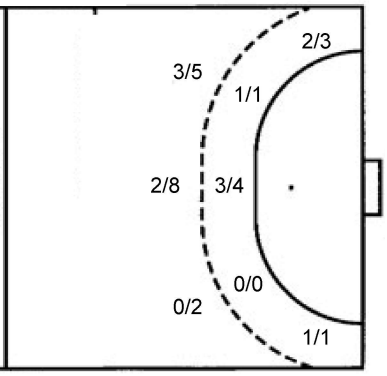

7m penalties	2/2
Fastbreak	4/6
Breakthrough	11/13
Long dist.	0/0

Shooting statistics

Position	Goals	Sav.	Miss.	Post	Blk.	Total	%
Back (9m)	0	3	0	1	0	4	0
Line (6m)	6	3	0	1	0	10	60
Wing	2	5	0	2	0	9	22
7m penalties	9	1	0	0	0	10	90
Fastbreak	2	0	0	1	0	3	67
Breakthrough	4	3	0	0	0	7	57
Total	**23**	**15**	**0**	**5**	**0**	**43**	**53**

#	Jersey number	**Tot.**	Total shooting	**6m**	6m (line) shooting	**9m**	9m shooting	**Wng**	Wing shooting	**FB**	Fastbreak sh.	**7m**	7m penalty sh.
Brk.	Breakthrough sh.	**LD**	Long distance sh.	**As.**	Assists	**PC**	Pass clear chance	**E7**	Earned 7m pen.	**TF**	Technical faults	**St.**	Steals
2m	2m punishments	**C7.**	Commited 7m	**E2**	Earned 2m pun.	**YC.**	Yellow cards	**R/B**	Red/Blue cards	**Blk.**	Blocks	**S**	Starting Line-up

IHF Women's Youth (18) World Championship

North Macedonia (Skopje)

Group C, 1. round

Match Team Statistics

Match No. 14

Portugal 29 - 24 Faroe Islands

(15 - 13) (14 - 11)

30.7.2022. 13:30
Attendance: 150
Sport Centre Jane Sandanski
Hall 2

Referees: Yufeng Cheng (CHN) / Yunlei Zhou (CHN)

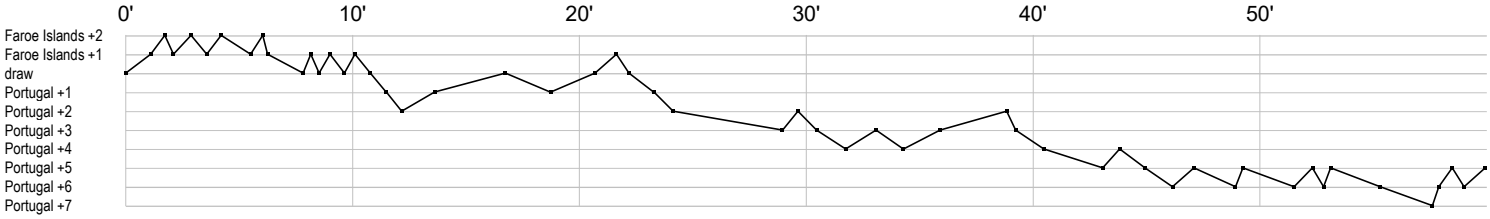

Portugal



Faroe Islands

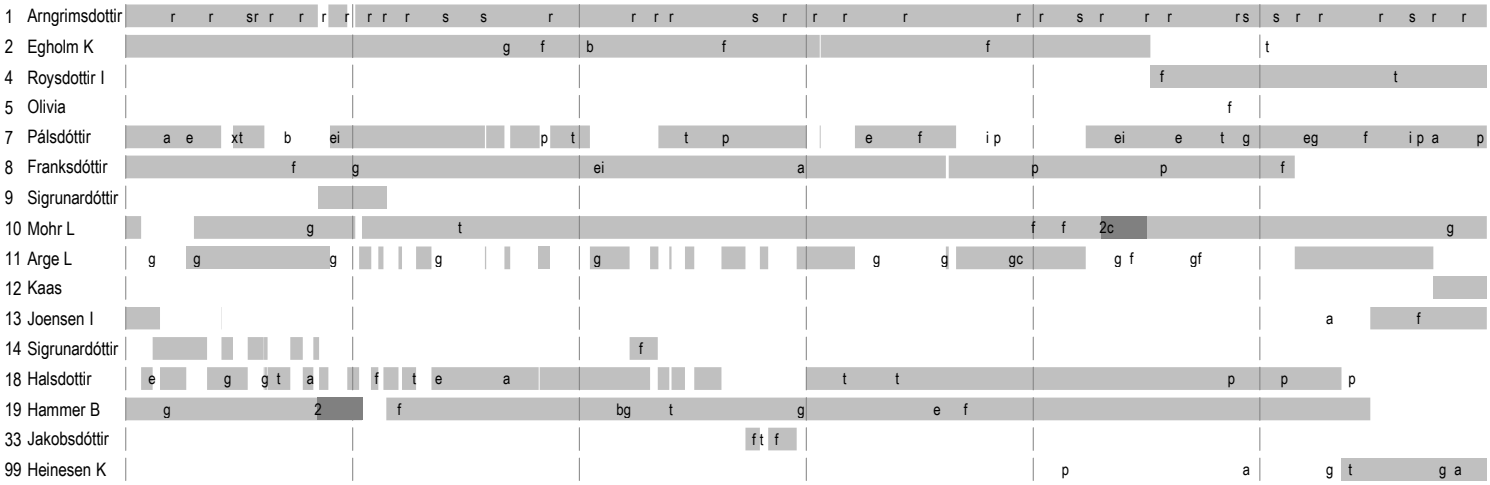

	In game	**g**	Goal scored	**f**	Missed shot	**a**	Assist	**t**	Technical faults	**b**	Steal
2	2min suspension	**e**	Eearned 7m	**c**	Commited 7m	**y**	Yellow card	**r**	Red Card	**k**	Blue card
i	Eearned 2min.	**x**	Block	**4**	4min suspension	**p**	Pass for clear chance	**s**	Saved shot	**r**	Received goal

Handball statistics and livescore by Toma-soft ltd (www.toma-soft.hr)