



IHF Women's Youth (18) World Championship

North Macedonia (Skopje)

Final Round, 3-4. place



Match Team Statistics

Match No. 115

Netherlands 26 - 27 Hungary

(16 - 12) (10 - 15)

10.8.2022. 16:00

Attendance: 300

Sport Centre Boris Trajkovski

Referees: Marta Sa (POR) / Vania Sa (POR)

Netherlands

#	Surname and name	S	Goals / shots								Attack					Def.			Penalties				TP		
			Tot.	%	9m	6m	Wing	7m	FB	Brk.	LD	As.	PC	E7	E2	TF	St.	C7	Blk	YC	2m	R		B	
1	VAN DER VORST Nikki																								0:01
2	SCHANSSEMA Bianca	S	0/1	0																					56:03
5	VAN DER HELM Judith		0/2	0		0/1																			21:29
7	KNIJN Roos																								
8	STEIJNS Veerle		0/2	0			0/2																		13:53
9	BAKKER Donna	S	6/8	75			3/5																		58:17
10	STADENS Romy																								0:48
11	LUCHIES Daphne	S	5/13	38	3/11																				57:02
12	VAN VLIET Lois		5/7	71		1/1	2/4	1/1	1/1																44:23
14	VAN MAURIK Alieke	S	5/11	45	4/9																				59:31
15	HOLTMAN Lynn	S	4/5	80	2/3																				30:01
16	IN DE BRAEKT Nomi	S																							27:59
20	LOY Jalisha																								
21	MAARSCHALKERWEERD Romée	S	1/1	100		1/1																			47:28
23	ALDERDEN Rozemarijn		0/2	0	0/2																				3:05
27	VAN KATWIJK Minke																								
	Team / bench																								
	UKUPNO		26/52	50	9/25	2/3	6/12	1/1	2/2	5/6	1/3														

#	Surname and name	Saves / shots								
		Tot.	%	9m	6m	Wing	7m	FB	Brk.	LD
1	VAN DER VORST Nikki									
2	SCHANSSEMA Bianca	12/38	32	5/8		4/7	3/7	0/4	0/12	
	TOTAL	12/38	32	5/8	0/0	4/7	3/7	0/4	0/12	0/0

Coach: Ricardo Clarijs

Number of attacks: 63, Efficiency: 41%, Average Duration: 29.75 seconds

Attack by type of defense

	Shots	9m	6m	Wing	TF	E7	E2
On def. 6-0	13/22	6/11	0/1	4/7	5	1	1
On def. 5-1	9/24	3/14	2/2	2/5	10	0	2
Fastbreak	2/2				0	0	0

Defense by type

	Total	9m	6m	Wing	Stl.	C7	2m
Def. 6-0	18/41	3/15	0/1	3/9	4	6	4
Fastbreak	4/5				0	0	0

Attack with superiority / minority / goalkeeper out

	Attack				Reaction		
	Att.	Eff.	Shots	TF	FB	LD	Tot.
7 on 6 (GK out)	1	0%	0/0	1	0/0	0/0	0/0
6 on 6 (GK out)	5	0%	0/3	2	0/0	1/1	1/1
6 on 6	46	43%	20/35	11			
6 on 5	7	57%	4/6	1			
5 on 6	3	33%	1/3	0			
5 on 5	1	100%	1/1	0			

Player superiority / GK out counted at the end of attack (in case it changes during attack)

Defense with superiority / minority / goalkeeper out

	Attack				Reaction		
	Att.	Eff.	Shots	TF	FB	LD	Tot.
7 on 6 (GK out)	6	50%	3/4	2	0/0	1/2	1/2
6 on 6 (GK out)	3	0%	0/2	1	0/0	0/0	0/0
6 on 6	39	38%	15/32	7			
5 on 6	2	100%	2/2	0			
6 on 5	11	64%	7/10	1			

Numbers show attacking numbers of opponent. Lower efficiency of opponent means better defense of this team

Jersey number Tot. Total shooting 6m 6m (line) shooting 9m 9m shooting Wng Wing shooting FB Fastbreak sh. 7m 7m penalty sh.
 Brk. Breakthrough sh. LD Long distance sh. As. Assists PC Pass clear chance E7 Earned 7m pen. TF Technical faults St. Steals
 2m 2m punishments C7. Committed 7m E2 Earned 2m pun. YC. Yellow cards R/B Red/Blue cards Blk. Blocks S Starting Line-up

Handball statistics and livescore by Toma-soft ltd (www.toma-soft.hr)



IHF Women's Youth (18) World Championship

North Macedonia (Skopje)

Final Round, 3-4. place



Match Team Statistics

Match No. 115

Netherlands 26 - 27 Hungary

(16 - 12) (10 - 15)

10.8.2022. 16:00

Attendance: 300

Sport Centre Boris Trajkovski

Referees: Marta Sa (POR) / Vania Sa (POR)

Shot distribution by player

5 J. Van Der Helm

1 post 1 miss.

7 R. Knijn

8 V. Steijns

1 post 1 miss.

9 D. Bakker

4/4		0/1
1/2		1/1

10 R. Stadens

11 D. Luchies

		4/4
0/1	0/1	1/2

3 post 1 miss. 1 block

12 L. Van Vliet

1/1	1/2	3/3
		0/1

14 A. Van Maurik

1/1		1/2
2/3	1/2	0/1

1 miss. 1 block

15 L. Holtman

3/3		

1 miss. 1/1 lob

16 N. In De Braekt

20 J. Loy

21 R. Maarschalkerweerd

1/1 lob

23 R. Alderden

	0/1	

1 miss.

27 M. Van Katwijk

TOTAL

9/9	1/2	8/10
2/4	1/4	1/3
1/2		1/2

5 post 6 miss. 2 block 2/2 lob

Saves distribution goalkeepers

1 N. Van Der Vorst

2 B. Schanssema

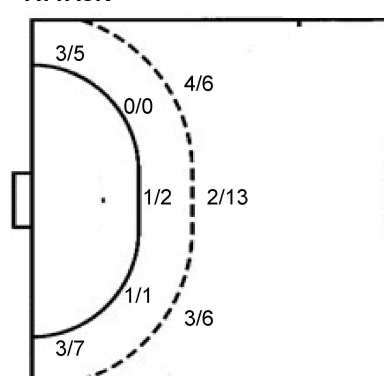
2/5	2/3	3/8
2/4	0/1	1/3
0/5	1/3	1/7

TOTAL

2/5	2/3	3/8
2/4	0/1	1/3
0/5	1/3	1/7

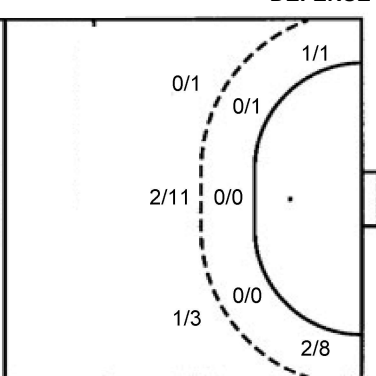
Shots by position

ATTACK



7m penalties 1/1
Fastbreak 2/2
Breakthrough 5/6
Long dist. 1/3

DEFENSE



7m penalties 4/8
Fastbreak 4/5
Breakthrough 12/16
Long dist. 1/1

Shooting statistics

Position	Goals	Sav.	Miss.	Post	Blk.	Total	%
Back (9m)	9	7	4	3	2	25	36
Line (6m)	2	0	0	1	0	3	67
Wing	6	4	1	1	0	12	50
7m penalties	1	0	0	0	0	1	100
Fastbreak	2	0	0	0	0	2	100
Breakthrough	5	1	0	0	0	6	83
Total	25	12	5	5	2	49	51

Jersey number Tot. Total shooting 6m 6m (line) shooting 9m 9m shooting Wng Wing shooting FB Fastbreak sh. 7m 7m penalty sh.
Brk. Breakthrough sh. LD Long distance sh. As. Assists PC Pass clear chance E7 Earned 7m pen. TF Technical faults St. Steals
2m 2m punishments C7. Committed 7m E2 Earned 2m pun. YC. Yellow cards R/B Red/Blue cards Blk. Blocks S Starting Line-up

Handball statistics and livescore by Toma-soft ltd (www.toma-soft.hr)



IHF Women's Youth (18) World Championship

North Macedonia (Skopje)

Final Round, 3-4. place



Match Team Statistics

Match No. 115

Netherlands 26 - 27 Hungary

(16 - 12) (10 - 15)

10.8.2022. 16:00

Attendance: 300

Sport Centre Boris Trajkovski

Referees: Marta Sa (POR) / Vania Sa (POR)

Hungary

#	Surname and name	S	Goals / shots								Attack					Def.			Penalties				TP						
			Tot.	%	9m	6m	Wing	7m	FB	Brk.	LD	As.	PC	E7	E2	TF	St.	C7	Blk	YC	2m	R		B					
3	VARGA Emília	S	6/7	86	1/2			3/3			1/1	1/1																	23:48
5	CSIKOS Luca		0/4	0	0/4										1														39:10
7	SIMON Petra	S	9/13	69	0/2			1/1	1/2	1/1	6/7				3	2	2	2	1	1									51:40
8	JUHÁSZ Kata	S														1										1		30:53	
9	IMRE Szofi	S													1														16:44
15	SASS Kincső																												12:25
17	PANYI Anna		1/1	100						1/1					1					1									32:39
18	CSENYANSZKI Liliána	S	6/12	50	1/1	0/1		0/2	2/3	3/5					2	2	1	1	3	1									48:16
22	BUCSI Lili	S	1/4	25	1/3			0/1							1														60:00
28	ZAJ Klára																												29:00
34	GÉM Léna		1/5	20			1/5																						28:58
36	SZABÓ Lili		0/1	0						0/1									1						1	2			7:51
50	KÁRMÁN Luca		0/3	0	0/3																								2:47
67	MOLNÁR Dorottya	S	3/5	60			1/3			1/1	1/1															1			21:11
80	KÓVÉR Luca																												
96	KOVALCSIK Bianka															1	1			1						1			14:38
	Team / bench																												
	UKUPNO		27/55	49	3/15	0/1	3/9	4/8	4/5	12/16	1/1				8	9	6	4	11	4	1	2	1	4	0	0			

#	Surname and name	Saves / shots									
		Tot.	%	9m	6m	Wing	7m	FB	Brk.	LD	
9	IMRE Szofi	4/12	33	2/7		2/3		0/1	0/1		
15	SASS Kincső	2/10	20	0/2	0/1	2/5		0/1	0/1		
28	ZAJ Klára	6/15	40	5/7	0/1	0/2	0/1		1/4		
	TOTAL	12/37	32	7/16	0/2	4/10	0/1	0/2	1/6	0/0	

Coach: **Beáta Bohus**

Number of attacks: 61, Efficiency: 44%, Average Duration: 28.30 seconds

Attack by type of defense

	Shots	9m	6m	Wing	TF	E7	E2
On def. 6-0	18/41	3/15	0/1	3/9	11	6	4
Fastbreak	4/5				0	0	0

Defense by type

	Total	9m	6m	Wing	Stl.	C7	2m
Def. 6-0	13/22	6/11	0/1	4/7	1	1	1
Def. 5-1	9/24	3/14	2/2	2/5	3	0	3
Fastbreak	2/2				0	0	0

Attack with superiority / minority / goalkeeper out

	Attack				Reaction		
	Att.	Eff.	Shots	TF	FB	LD	Tot.
7 on 6 (GK out)	6	50%	3/4	2	0/0	1/2	1/2
6 on 6 (GK out)	3	0%	0/2	1	0/0	0/0	0/0
6 on 6	39	38%	15/32	7			
5 on 6	2	100%	2/2	0			
6 on 5	11	64%	7/10	1			

Player superiority / GK out counted at the end of attack (in case it changes during attack)

Defense with superiority / minority / goalkeeper out

	Attack				Reaction		
	Att.	Eff.	Shots	TF	FB	LD	Tot.
7 on 6 (GK out)	1	0%	0/0	1	0/0	0/0	0/0
6 on 6 (GK out)	5	0%	0/3	2	0/0	1/1	1/1
6 on 6	46	43%	20/35	11			
6 on 5	7	57%	4/6	1			
5 on 6	3	33%	1/3	0			
5 on 5	1	100%	1/1	0			

Numbers show attacking numbers of opponent. Lower efficiency of opponent means better defense of this team

Jersey number Tot. Total shooting 6m 6m (line) shooting 9m 9m shooting Wng Wing shooting FB Fastbreak sh. 7m 7m penalty sh.
 Brk. Breakthrough sh. LD Long distance sh. As. Assists PC Pass clear chance E7 Earned 7m pen. TF Technical faults St. Steals
 2m 2m punishments C7. Committed 7m E2 Earned 2m pun. YC. Yellow cards R/B Red/Blue cards Blk. Blocks S Starting Line-up

Handball statistics and livescore by Toma-soft ltd (www.toma-soft.hr)



IHF Women's Youth (18) World Championship

North Macedonia (Skopje)

Final Round, 3-4. place



Match Team Statistics

Match No. 115

Netherlands 26 - 27 Hungary

(16 - 12) (10 - 15)

10.8.2022. 16:00

Attendance: 300

Sport Centre Boris Trajkovski

Referees: Marta Sa (POR) / Vania Sa (POR)

Shot distribution by player

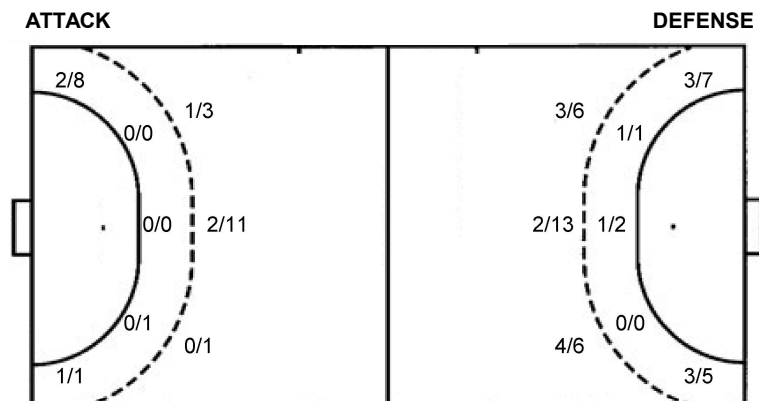
3 E. Varga	5 L. Csikos	7 P. Simon	8 K. Juhász	17 A. Panyi	18 L. Cseryánszki	22 L. Bucsi
1/1	0/1					0/1
	0/1				1/2	
		1/2			2/2	0/1
1/1		1/1			0/1	1/1
1/1		2/2	1/1			
	2 post	1 post 2 miss.			3 post 1 miss.	1 block

34 L. Gém	36 L. Szabó	50 L. Kármán	67 D. Molnár	80 L. Kövér	96 B. Kovalcsik	TOTAL
1/1			1/1			3/5
0/1						1/3
0/1						5/8
			2/2			2/4
			1 post 1 miss.			1/1
	1 post	3 miss.				2/3
						5/5
						2/3
						6/7
						8 post 7 miss. 1 block

Saves distribution goalkeepers

9 S. Imre	15 K. Sass	28 K. Zaj	TOTAL
0/2	0/2	0/5	0/9
0/1	1/1		1/2
0/2	1/5	1/3	2/10
1/3		1/1	2/4
		3/4	3/4
		1/2	2/3
1/1	0/1		1/2

Shots by position



7m penalties 4/8
 Fastbreak 4/5
 Breakthrough 12/16
 Long dist. 1/1

7m penalties 1/1
 Fastbreak 2/2
 Breakthrough 5/6
 Long dist. 1/3

Shooting statistics

Position	Goals	Sav.	Miss.	Post	Blk.	Total	%
Back (9m)	3	5	4	2	1	15	20
Line (6m)	0	0	0	1	0	1	0
Wing	3	4	1	1	0	9	33
7m penalties	4	3	1	0	0	8	50
Fastbreak	4	0	1	0	0	5	80
Breakthrough	12	0	0	4	0	16	75
Total	26	12	7	8	1	54	48

Jersey number Tot. Total shooting 6m 6m (line) shooting 9m 9m shooting Wng Wing shooting FB Fastbreak sh. 7m 7m penalty sh.
 Brk. Breakthrough sh. LD Long distance sh. As. Assists PC Pass clear chance E7 Earned 7m pen. TF Technical faults St. Steals
 2m 2m punishments C7. Committed 7m E2 Earned 2m pun. YC. Yellow cards R/B Red/Blue cards Blk. Blocks S Starting Line-up

Handball statistics and livescore by Toma-soft ltd (www.toma-soft.hr)

