IHF Women's Youth (18) World Championship

North Macedonia (Skopje)

Final Round, 7-8. place

Match Team Statistics

Match No. 113

Iceland 33 - 35 Egypt

(16 - 12) (15 - 19) (SO: 2 - 4)

10.8.2022. 11:45

Attendance: 60

Sport Centre Boris Trajkovski

Referees: Kristof Altmar (HUN) / Marton Horvath (HUN)

Iceland

Players			Goals / shots									Attack					Def.			Penalties				TP
#	Surname and name	S	Tot.	%	9m	6m	Wing	7m	FB	Brk.	LD	As.	PC	E7	E2	TF	St.	C7	Blk	YC	2m	R	B	
2	THORKELSDÓTTIR Elín Klara	S	8/12	67				0/1	1/1	7/10				1	1	2								57:51
3	ODDSDÓTTIR HAGALÍN Alfa Brá	S														3								24:07
4	BENEDIKTSDÓTTIR Brynja Katrín															1								4:00
6	ÁSMUNDSDÓTTIR Katrín Anna	S	2/6	33			1/1	0/1	0/2	1/2						1								47:47
7	JÓNSDÓTTIR Hildur Lilja																							6:42
8	JÓHANNSDÓTTIR Inga Dís	S	4/8	50	0/1					4/7		4	4			1	3	1	1		1			54:16
10	MELSTED BJÖRGVINSDÓTTIR Thelma		2/4	50		2/4																		39:09
11	GUDMUNDSDÓTTIR Rakel Oddny		0/1	0			0/1																	9:32
12	BJARNASEN Ethel Gyda	S														1								28:12
16	BRYNJARSDÓTTIR Ingunn María											1												29:22
17	RICHARDSDÓTTIR Sara Dröfn																							
18	ÁGÚSTSDÓTTIR Lilja	S	12/14	86			2/4	3/3	3/3	4/4			2											54:22
19	STEINDÓRSDÓTTIR Embla	S	5/8	63	0/1			1/1		4/6		3	3	1	1	3					1			59:55
29	SIGSTEINSDÓTTIR Sonja Lind		0/1	0					0/1				1											4:45
	Team / bench																							
	UKUPNO		33/54	61	0/2	2/4	3/6	4/6	4/7	20/29	0/0	8	10	2	2	12	3	1	1	0	2	0	0	

Goalkeepers		Saves / shots								
#.	Surname and name	Tot.	%	9m	6m	Wing	7m	FB	Brk.	LD
12	BJARNASEN Ethel Gyda	4/25	16	1/7	1/2	2/6	0/4	0/1	0/5	
16	BRYNJARSDÓTTIR Ingunn María	3/17	18	3/5	0/2	0/2	0/1	0/1	0/6	
18	ÁGÚSTSDÓTTIR Lilja	1/1	100	1/1						
	TOTAL	8/43	19	5/13	1/4	2/8	0/5	0/2	0/11	0/0

Coach: **Ágúst Thór Jóhannsson**

Number of attacks: 66, Efficiency: 50%, Average Duration: 26.74 seconds

Attack by type of defense

	Shots	9m	6m	Wing	TF	E7	E2
On def. 6-0	12/22	0/1	1/3	1/2	7	2	1
On def. 5-1	13/19	0/1	1/1	2/4	5	0	1
Fastbreak	4/7				0	0	0

Defense by type

	Total	9m	6m	Wing	Stl.	C7	2m
Def. 6-0	12/20	5/9	0/1	3/6	1	1	2
Def. 5-1	16/23	3/8	3/3	3/4	2	0	0
Fastbreak	2/2				0	0	0

Attack with superiority / minority / goalkeeper out

	Attack				Reaction		
	Att.	Eff.	Shots	TF	FB	LD	Tot.
7 on 6 (GK out)	11	64%	7/10	1	0/0	0/1	0/1
6 on 6 (GK out)	3	33%	1/3	0	0/0	0/0	0/0
6 on 6	47	45%	21/36	11			
6 on 5	5	80%	4/5	0			

Player superiority / GK out counted at the end of attack (in case it changes during attack)

Defense with superiority / minority / goalkeeper out

	Attack				Reaction		
	Att.	Eff.	Shots	TF	FB	LD	Tot.
7 on 6 (GK out)	1	100%	1/1	0	0/0	0/0	0/0
6 on 6	59	53%	31/42	17			
5 on 6	3	0%	0/2	1			
6 on 5	4	75%	3/3	1			

Numbers show attacking numbers of oponnent. Lower efficiency of oponnent means better defense of this team

#	Jersey number	**Tot.**	Total shooting	**6m**	6m (line) shooting	**9m**	9m shooting	**Wng**	Wing shooting	**FB**	Fastbreak sh.	**7m**	7m penalty sh.
Brk.	Breakthrough sh.	**LD**	Long distance sh.	**As.**	Assists	**PC**	Pass clear chance	**E7**	Earned 7m pen.	**TF**	Technical faults	**St.**	Steals
2m	2m punishments	**C7.**	Commited 7m	**E2**	Earned 2m pun.	**YC.**	Yellow cards	**R/B**	Red/Blue cards	**Blk.**	Blocks	**S**	Starting Line-up

IHF Women's Youth (18) World Championship

North Macedonia (Skopje)

Final Round, 7-8. place

Match Team Statistics

Match No. 113

Iceland 33 - 35 Egypt

(16 - 12) (15 - 19) (SO: 2 - 4)

10.8.2022. 11:45

Attendance: 60

Sport Centre Boris Trajkovski

Referees: Kristof Altmar (HUN) / Marton Horvath (HUN)

Shot distribution by player

2 E. Thorkelsdóttir

1/1		1/1
2/3	0/1	3/5
		1/1

3 A. OddsdóttirHagalín

4 B. Benediktsdóttir

6 K. Ásmundsdóttir

2/2		
0/1		

2 post 1 miss.

7 H. Jónsdóttir

8 I. Jóhannsdóttir

2/4	0/1	1/1
1/1		

1 miss.

10 T. Melsted Björgvinsdóttir

0/1		1/1
1/1		

1 post

11 R. Gudmundsdóttir

1 miss.

17 S. Richardsdóttir

18 L. Ágústsdóttir

	2/2	2/2
2/2		1/1
2/2		3/3

1 post 1 miss.

19 E. Steindórsdóttir

2/2		1/1
2/3		0/1

1 miss.

29 S. Sigsteinsdóttir

1 post

TOTAL

3/3	2/2	4/4
10/15	0/2	6/9
4/5		4/4

5 post 5 miss.

Saves distribution goalkeepers

12 E. Bjarnasen

0/2		0/2
2/9		0/4
1/6	1/1	0/1

16 I. Brynjarsdóttir

0/1		0/1
0/4	2/2	1/6
0/1		0/2

18 L. Ágústsdóttir

1/1		

TOTAL

0/3		0/3
3/14	2/2	1/10
1/7	1/1	0/3

Shots by position

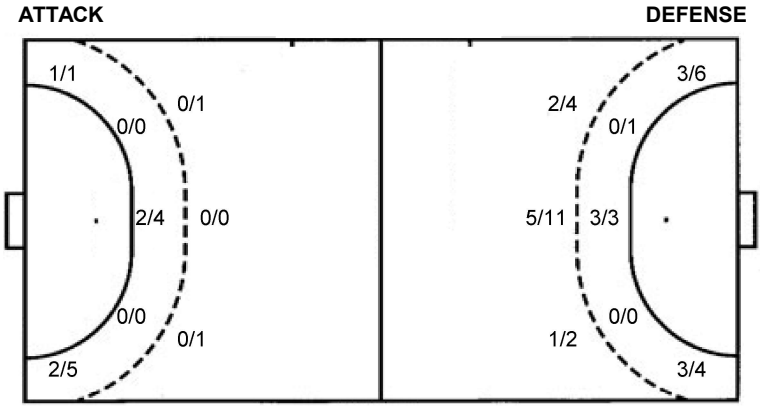

7m penalties	4/6	7m penalties	5/5
Fastbreak	4/7	Fastbreak	2/2
Breakthrough	20/29	Breakthrough	11/12
Long dist.	0/0	Long dist.	0/1

Shooting statistics

Position	Goals	Sav.	Miss.	Post	Blk.	Total	%
Back (9m)	0	2	0	0	0	2	0
Line (6m)	2	1	0	1	0	4	50
Wing	3	0	2	1	0	6	50
7m penalties	4	2	0	0	0	6	67
Fastbreak	4	0	0	3	0	7	57
Breakthrough	20	6	3	0	0	29	69
Total	**33**	**11**	**5**	**5**	**0**	**54**	**61**

#	Jersey number	**Tot.**	Total shooting	**6m**	6m (line) shooting	**9m**	9m shooting	**Wng**	Wing shooting	**FB**	Fastbreak sh.	**7m**	7m penalty sh.
Brk.	Breakthrough sh.	**LD**	Long distance sh.	**As.**	Assists	**PC**	Pass clear chance	**E7**	Earned 7m pen.	**TF**	Technical faults	**St.**	Steals
2m	2m punishments	**C7.**	Commited 7m	**E2**	Earned 2m pun.	**YC.**	Yellow cards	**R/B**	Red/Blue cards	**Blk.**	Blocks	**S**	Starting Line-up

IHF Women's Youth (18) World Championship

North Macedonia (Skopje)

Final Round, 7-8. place

Match Team Statistics

Match No. 113

Iceland 33 - 35 Egypt

(16 - 12) (15 - 19) (SO: 2 - 4)

10.8.2022. 11:45

Attendance: 60

Sport Centre Boris Trajkovski

Referees: Kristof Altmar (HUN) / Marton Horvath (HUN)

Egypt

Players			Goals / shots									Attack					Def.			Penalties				TP
#	Surname and name	S	Tot.	%	9m	6m	Wing	7m	FB	Brk.	LD	As.	PC	E7	E2	TF	St.	C7	Blk	YC	2m	R	B	
1	ASHRAF ABDELGANY Lubna	S																						6:44
5	ELHAMY KHALIL Nancy																							
6	AHMED ABORAS Jude		4/5	80	0/1				1/1	3/3						3	1							23:53
8	OMAR IBRAHIM Mariam		5/7	71			2/4	1/1	1/1	1/1		1	1			3								45:25
11	OSAMA ABDALLA Lojin		4/8	50	2/5			2/2		0/1		1	1			4	1							25:17
13	ADEL ELHENAWY Mentallah	S	5/8	63		3/4	1/2	1/1			0/1					1								55:19
14	HATEM SALAMA Kenzy	S	2/3	67			1/2			1/1						1								35:40
25	AHMED MOHAMED Malak	S	1/2	50	1/2										1	2								12:07
28	TAREK ABDELRAHMAN Nadein		3/4	75	1/2					2/2		3	1	1	1	2	1							49:21
33	WALID SAYED Yathreb												1											24:03
44	KAMEL GADALLAH Touka		6/6	100	2/2			1/1		3/3		2	1			1	2				1			33:56
55	AHMED ABDELFATTAH Nawal	S	3/6	50	2/5					1/1		1					1	1						31:10
89	MAHMOUD ORABY Fatma	S																1			1			17:15
91	MAHMOUD ELSHEREF Shrouk																							1:54
98	WAEL SAYED Gihad																							28:56
99	SALAHELDIN ABDELKADER Jana	S	2/2	100			2/2									1								29:00
	Team / bench															1				1				
	UKUPNO		35/51	69	8/17	3/4	6/10	5/5	2/2	11/12	0/1	8	5	1	2	19	6	2	0	1	2	0	0	

Goalkeepers		Saves / shots								
#.	Surname and name	Tot.	%	9m	6m	Wing	7m	FB	Brk.	LD
1	ASHRAF ABDELGANY Lubna	1/7	14		0/1	0/2	0/1		1/3	
33	WALID SAYED Yathreb	4/15	27	1/1			2/4	0/2	1/8	
98	WAEL SAYED Gihad	6/22	27	1/1	1/2	0/1	0/1	0/2	4/15	
	TOTAL	11/44	25	2/2	1/3	0/3	2/6	0/4	6/26	0/0

Coach: **Mohamed Ahmed Farghaly**

Number of attacks: 67, Efficiency: 52%, Average Duration: 30.48 seconds

Attack by type of defense

	Shots	9m	6m	Wing	TF	E7	E2
On def. 6-0	12/20	5/9	0/1	3/6	5	1	2
On def. 5-1	16/23	3/8	3/3	3/4	14	0	0
Fastbreak	2/2				0	0	0

Defense by type

	Total	9m	6m	Wing	Stl.	C7	2m
Def. 6-0	12/22	0/1	1/3	1/2	2	2	1
Def. 5-1	13/19	0/1	1/1	2/4	4	0	1
Fastbreak	4/7				0	0	0

Attack with superiority / minority / goalkeeper out

	Attack				Reaction		
	Att.	Eff.	Shots	TF	FB	LD	Tot.
7 on 6 (GK out)	1	100%	1/1	0	0/0	0/0	0/0
6 on 6	59	53%	31/42	17			
5 on 6	3	0%	0/2	1			
6 on 5	4	75%	3/3	1			

Player superiority / GK out counted at the end of attack (in case it changes during attack)

Defense with superiority / minority / goalkeeper out

	Attack				Reaction		
	Att.	Eff.	Shots	TF	FB	LD	Tot.
7 on 6 (GK out)	11	64%	7/10	1	0/0	0/1	0/1
6 on 6 (GK out)	3	33%	1/3	0	0/0	0/0	0/0
6 on 6	47	45%	21/36	11			
6 on 5	5	80%	4/5	0			

Numbers show attacking numbers of oponnent. Lower efficiency of oponnent means better defense of this team

#	Jersey number	**Tot.**	Total shooting	**6m**	6m (line) shooting	**9m**	9m shooting	**Wng**	Wing shooting	**FB**	Fastbreak sh.	**7m**	7m penalty sh.
Brk.	Breakthrough sh.	**LD**	Long distance sh.	**As.**	Assists	**PC**	Pass clear chance	**E7**	Earned 7m pen.	**TF**	Technical faults	**St.**	Steals
2m	2m punishments	**C7.**	Commited 7m	**E2**	Earned 2m pun.	**YC.**	Yellow cards	**R/B**	Red/Blue cards	**Blk.**	Blocks	**S**	Starting Line-up

IHF Women's Youth (18) World Championship

North Macedonia (Skopje)

Final Round, 7-8. place

Match Team Statistics

Match No. 113

Iceland 33 - 35 Egypt

(16 - 12) (15 - 19) (SO: 2 - 4)

10.8.2022. 11:45

Attendance: 60

Sport Centre Boris Trajkovski

Referees: Kristof Altmar (HUN) / Marton Horvath (HUN)

Shot distribution by player

5 N. Elhamy Khalil

6 J. Ahmed Aboras

1/1		2/2
1/1		

1 post

8 M. Omar Ibrahim

2/3		1/1
		2/2

1 miss.

11 L. Osama Abdalla

		1/1
1/2	0/1	1/2
1/1		

1 post

13 M. Adel Elhenawy

1/1		1/1
2/2	0/1	1/1

1 post 1 miss.

14 K. Hatem Salama

2/2		
0/1		

25 M. Ahmed Mohamed

1/1		

1 post

28 N. Tarek Abdelrahman

	0/1	2/2
1/1		

44 T. Kamel Gadallah

1/1		2/2
		2/2
1/1		

55 N. Ahmed Abdelfattah

2/2		
1/2		

1 post 1 block

89 F. Mahmoud Oraby

91 S. Mahmoud Elsheref

99 J. Salaheldin Abdelkader

2/2		

TOTAL

3/3		3/3
11/14	0/2	9/10
6/7	0/1	3/3

5 post 2 miss. 1 block

Saves distribution goalkeepers

1 L. Ashraf Abdelgany

0/1		0/1
0/2		1/1
0/2		

33 Y. Walid Sayed

0/1		
1/7	1/1	1/2
1/3		0/1

98 G. Wael Sayed

0/1	0/2	0/3
4/6	1/1	1/6
		0/3

TOTAL

0/3	0/2	0/4
5/15	2/2	3/9
1/5		0/4

Shots by position

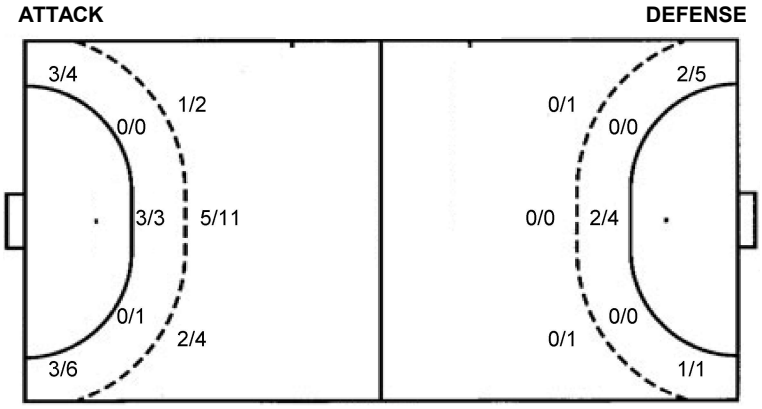

7m penalties	5/5	7m penalties	4/6
Fastbreak	2/2	Fastbreak	4/7
Breakthrough	11/12	Breakthrough	20/29
Long dist.	0/1	Long dist.	0/0

Shooting statistics

Position	Goals	Sav.	Miss.	Post	Blk.	Total	%
Back (9m)	8	5	0	3	1	17	47
Line (6m)	3	1	0	0	0	4	75
Wing	6	2	1	1	0	10	60
7m penalties	5	0	0	0	0	5	100
Fastbreak	2	0	0	0	0	2	100
Breakthrough	11	0	0	1	0	12	92
Total	**35**	**8**	**1**	**5**	**1**	**50**	**70**

#	Jersey number	**Tot.**	Total shooting	**6m**	6m (line) shooting	**9m**	9m shooting	**Wng**	Wing shooting	**FB**	Fastbreak sh.	**7m**	7m penalty sh.
Brk.	Breakthrough sh.	**LD**	Long distance sh.	**As.**	Assists	**PC**	Pass clear chance	**E7**	Earned 7m pen.	**TF**	Technical faults	**St.**	Steals
2m	2m punishments	**C7.**	Commited 7m	**E2**	Earned 2m pun.	**YC.**	Yellow cards	**R/B**	Red/Blue cards	**Blk.**	Blocks	**S**	Starting Line-up

Handball statistics and livescore by Toma-soft ltd (www.toma-soft.hr)

IHF Women's Youth (18) World Championship

North Macedonia (Skopje)

Final Round, 7-8. place

Match Team Statistics

Match No. 113

Iceland 33 - 35 Egypt

(16 - 12) (15 - 19) (SO: 2 - 4)

10.8.2022. 11:45

Attendance: 60

Sport Centre Boris Trajkovski

Referees: Kristof Altmar (HUN) / Marton Horvath (HUN)

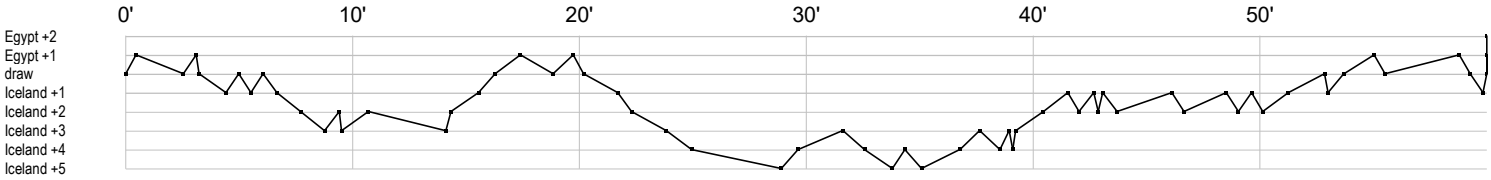

Iceland

Egypt

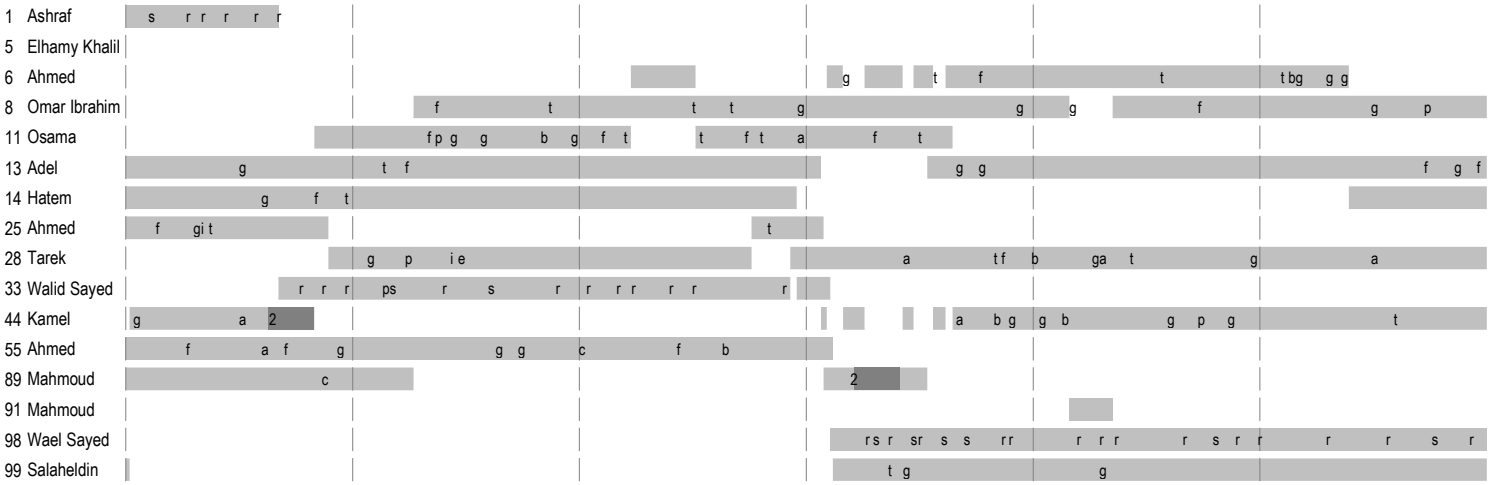

	In game	**g**	Goal scored	**f**	Missed shot	**a**	Assist	**t**	Technical faults	**b**	Steal
2	2min suspension	**e**	Eearned 7m	**c**	Commited 7m	**y**	Yellow card	**r**	Red Card	**k**	Blue card
i	Eearned 2min.	**x**	Block	**4**	4min suspension	**p**	Pass for clear chance	**s**	Saved shot	**r**	Received goal