



IHF Women's Youth (18) World Championship

North Macedonia (Skopje)

Final Round, 5-8. place



Match Team Statistics

Match No. 108

Sweden 30 - 27 Egypt

(14 - 13) (16 - 14)

8.8.2022. 20:30

Attendance: 75

Sport Centre Jane Sandanski

Referees: Vanja Antic (SRB) / Jelena Jakovljevic (SRB)

Sweden

#	Surname and name	S	Goals / shots								Attack				Def.			Penalties			TP						
			Tot.	%	9m	6m	Wing	7m	FB	Brk.	LD	As.	PC	E7	E2	TF	St.	C7	Blk	YC		2m	R	B			
1	BERGFELDT Line	S														1											29:52
3	QVAREFORDT Julia		1/1	100		1/1										1											17:10
6	SALMI Alice		1/1	100		1/1												3	1	2	1						40:35
7	HUSELIUS Stella	S	5/8	63			3/4	2/3			0/1									1	1		1				49:11
11	WIKSFORS Stina	S	5/5	100		4/4				1/1					1						1						46:51
13	LÖNNEGREN Elise		3/6	50							3/6				2	1	3	3	4			1			1		42:52
16	WALL Ida																										33:03
17	WAHLBERG Freja	S	6/9	67	1/2					5/7					8	1			4	1	1	1					50:14
20	CARLSSON Tindra	S	3/8	38	1/5					1/1	1/2								3	1	1			1			38:12
21	JOHANSSON Ella																										0:14
23	SHULTZ Ebba		1/2	50	0/1					1/1												1					9:40
28	GRANAT Felicia	S	1/1	100	1/1																	1					8:59
29	NORSTEN VIKSTRÖM Felicia	S	4/4	100						4/4					2						1	1					53:07
Team / bench																											
UKUPNO			30/45	67	3/9	6/6	3/4	2/3	6/6	10/17	0/0				15	2	3	3	16	7	7	3	1	2	0	0	

Goalkeepers		Saves / shots								
#	Surname and name	Tot.	%	9m	6m	Wing	7m	FB	Brk.	LD
1	BERGFELDT Line	2/11	18	1/2	0/2		0/3		0/3	1/1
16	WALL Ida	11/28	39	0/2	1/4	4/7	1/3	0/1	5/11	
21	JOHANSSON Ella	0/1	0				0/1			
TOTAL		13/40	33	1/4	1/6	4/7	1/7	0/1	5/14	1/1

Coach: Tomas Axner

Number of attacks: 60, Efficiency: 50%, Average Duration: 27.78 seconds

Attack by type of defense

	Shots	9m	6m	Wing	TF	E7	E2
On def. 6-0	22/36	3/9	6/6	3/4	15	2	1
On def. 5-1	0/0	0/0	0/0	0/0	1	1	2
Fastbreak	6/6				0	0	0

Defense by type

	Total	9m	6m	Wing	Stl.	C7	2m
Def. 6-0	20/37	3/6	5/7	3/7	7	7	2
Fastbreak	1/1				0	0	0

Attack with superiority / minority / goalkeeper out

	Attack				Reaction		
	Att.	Eff.	Shots	TF	FB	LD	Tot.
7 on 6 (GK out)	1	0%	0/0	1	0/0	0/1	0/1
6 on 6 (GK out)	2	50%	1/2	0	0/0	0/1	0/1
6 on 6	50	46%	23/35	15			
6 on 5	7	86%	6/7	0			

Player superiority / GK out counted at the end of attack (in case it changes during attack)

Defense with superiority / minority / goalkeeper out

	Attack				Reaction		
	Att.	Eff.	Shots	TF	FB	LD	Tot.
6 on 6	49	45%	22/35	14			
5 on 6	6	50%	3/5	1			
6 on 5	4	50%	2/3	1			

Numbers show attacking numbers of opponent. Lower efficiency of opponent means better defense of this team

Jersey number Tot. Total shooting 6m 6m (line) shooting 9m 9m shooting Wng Wing shooting FB Fastbreak sh. 7m 7m penalty sh.
 Brk. Breakthrough sh. LD Long distance sh. As. Assists PC Pass clear chance E7 Earned 7m pen. TF Technical faults St. Steals
 2m 2m punishments C7. Committed 7m E2 Earned 2m pun. YC. Yellow cards R/B Red/Blue cards Blk. Blocks S Starting Line-up

Handball statistics and livescore by Toma-soft ltd (www.toma-soft.hr)



IHF Women's Youth (18) World Championship

North Macedonia (Skopje)

Final Round, 5-8. place



Match Team Statistics

Match No. 108

Sweden 30 - 27 Egypt

(14 - 13) (16 - 14)

8.8.2022. 20:30

Attendance: 75

Sport Centre Jane Sandanski

Referees: Vanja Antic (SRB) / Jelena Jakovljevic (SRB)

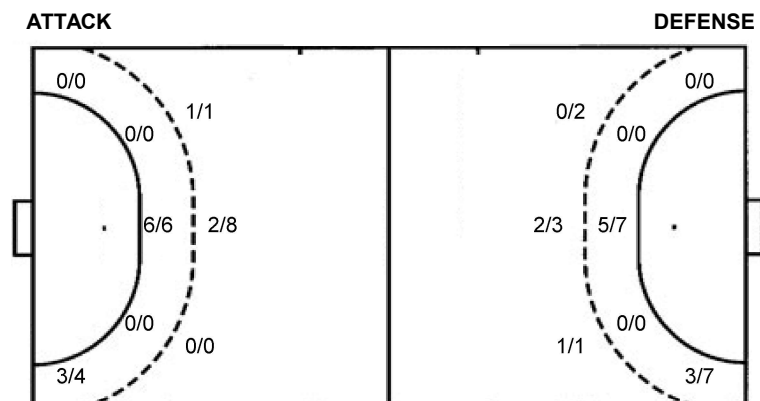
Shot distribution by player

3 J. Qvarfordt	6 A. Salmi	7 S. Huselius	11 S. Wiksfors	13 E. Lönnegren	17 F. Wahlberg	20 T. Carlsson
0/0 0/0 1/1	0/0 0/0 1/1	0/1 1/1 0/1 3/3 1 miss. 1/1 lob	2/2 2/2 1/1	0/1 1/1 1/1 2 miss. 1/1 lob	0/0 0/0 1/2 5/6 1 miss.	0/2 0/1 2/3 1/1 1 block
23 E. Shultz	28 F. Granat	29 F. Norsten Vikström	TOTAL			
1/1 0/0 0/0 1 block	1/1 0/0 0/0	0/0 0/0 1/1 1/1 2/2	2/2 2/6 12/14 2/2 0/1 1/2 4 miss. 2 block 2/2 lob			

Saves distribution goalkeepers

1 L. Bergfeldt	16 I. Wall	21 E. Johansson	TOTAL
0/0 1/2 0/7	0/1 1/1 1/8 2/2 1/1 0/3 2/5	0/0 0/0 0/1	0/1 2/3 1/16 2/2 1/1 1/4 2/5

Shots by position



7m penalties 2/3
Fastbreak 6/6
Breakthrough 10/17
Long dist. 0/0

7m penalties 6/7
Fastbreak 1/1
Breakthrough 9/17
Long dist. 0/2

Shooting statistics

Position	Goals	Sav.	Miss.	Post	Blk.	Total	%
Back (9m)	3	3	1	0	2	9	33
Line (6m)	6	0	0	0	0	6	100
Wing	3	0	1	0	0	4	75
7m penalties	2	1	0	0	0	3	67
Fastbreak	6	0	0	0	0	6	100
Breakthrough	10	5	2	0	0	17	59
Total	30	9	4	0	2	45	67

Jersey number Tot. Total shooting 6m 6m (line) shooting 9m 9m shooting Wng Wing shooting FB Fastbreak sh. 7m 7m penalty sh.
Brk. Breakthrough sh. LD Long distance sh. As. Assists PC Pass clear chance E7 Earned 7m pen. TF Technical faults St. Steals
2m 2m punishments C7. Committed 7m E2 Earned 2m pun. YC. Yellow cards R/B Red/Blue cards Blk. Blocks S Starting Line-up

Handball statistics and livescore by Toma-soft ltd (www.toma-soft.hr)



IHF Women's Youth (18) World Championship

North Macedonia (Skopje)

Final Round, 5-8. place



Match Team Statistics

Match No. 108

Sweden 30 - 27 Egypt

(14 - 13) (16 - 14)

8.8.2022. 20:30

Attendance: 75

Sport Centre Jane Sandanski

Referees: Vanja Antic (SRB) / Jelena Jakovljevic (SRB)

Shot distribution by player

5 N. Elhamy Khalil

0/1		

6 J. Ahmed Aboras

		0/1
		1/1

1 miss.

8 M. Omar Ibrahim

1/1		1/1
6/6		

1 block

11 L. Osama Abdalla

	0/1	
0/1		
1/2	2/2	

1 miss. 1 block

13 M. Adel Elhenawy

		2/2
1/1	0/1	1/2

1 post 1 miss.

14 K. Hatem Salama

		0/1
2/2	1/1	0/1

25 M. Ahmed Mohamed

1/1		

28 N. Tarek Abdelrahman

1/1		0/1
		1/2
		1/1

44 T. Kamel Gadallah

0/1		

1 post

55 N. Ahmed Abdelfattah

89 F. Mahmoud Oraby

2/2		

91 S. Mahmoud Elsheref

2/2		

99 J. Salaheldin Abdelkader

	0/1	

TOTAL

1/1	0/2	0/2
1/3	0/1	4/6
15/16	3/4	3/5

2 post 3 miss. 2 block

Saves distribution goalkeepers

1 L. Ashraf Abdelgany

0/1		0/1

33 Y. Walid Sayed

98 G. Wael Sayed

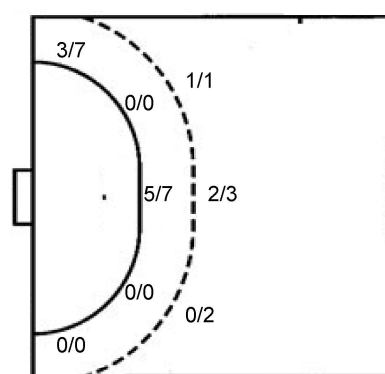
0/2		0/2
4/6	1/1	1/5
2/13	1/2	0/4

TOTAL

0/2		0/2
4/6	1/1	1/5
2/14	1/2	0/5

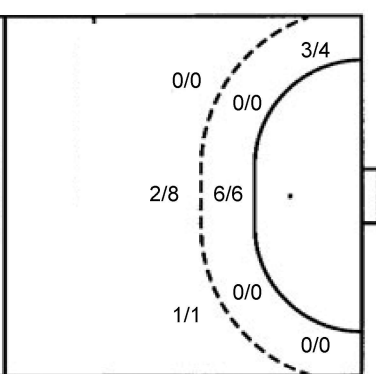
Shots by position

ATTACK



7m penalties 6/7
Fastbreak 1/1
Breakthrough 9/17
Long dist. 0/2

DEFENSE



7m penalties 2/3
Fastbreak 6/6
Breakthrough 10/17
Long dist. 0/0

Shooting statistics

Position	Goals	Sav.	Miss.	Post	Blk.	Total	%
Back (9m)	3	1	1	0	1	6	50
Line (6m)	5	1	1	0	0	7	71
Wing	3	4	0	0	0	7	43
7m penalties	6	1	0	0	0	7	86
Fastbreak	1	0	0	0	0	1	100
Breakthrough	9	5	1	1	1	17	53
Total	27	12	3	1	2	45	60

Jersey number Tot. Total shooting 6m 6m (line) shooting 9m 9m shooting Wng Wing shooting FB Fastbreak sh. 7m 7m penalty sh.
Brk. Breakthrough sh. LD Long distance sh. As. Assists PC Pass clear chance E7 Earned 7m pen. TF Technical faults St. Steals
2m 2m punishments C7. Committed 7m E2 Earned 2m pun. YC. Yellow cards R/B Red/Blue cards Blk. Blocks S Starting Line-up

Handball statistics and livescore by Toma-soft ltd (www.toma-soft.hr)

