IHF Women's Youth (18) World Championship

North Macedonia (Skopje)

Final Round, 19-20. place

Match Team Statistics

Match No. 104

Slovenia 28 - 31 Faroe Islands

(12 - 16) (16 - 15)

8.8.2022. 17:00
Attendance: 68
Sport Centre Jane Sandanski
Hall 2

Referees: Ana Vranes (AUT) / Marlis Wenninger (AUT)

Slovenia

Players			Goals / shots									Attack					Def.			Penalties				TP
#	Surname and name	S	Tot.	%	9m	6m	Wing	7m	FB	Brk.	LD	As.	PC	E7	E2	TF	St.	C7	Blk	YC	2m	R	B	
1	POSEGA Saša															1								32:48
5	MATEKOVIČ Urša															1								8:51
6	BUKOVEC Lara	S	6/8	75		5/7			1/1			1				2		2						57:31
7	ZULIČ Azra		6/12	50	2/4			2/3		2/5		4	2			5								55:06
9	OCEPEK Nika	S	3/7	43	1/3					2/4		5	3	1		3					1			45:26
10	JAZBINŠEK Stina		3/4	75						3/4		1		1		2								22:42
11	KOGOVŠEK Tinkara	S	4/5	80			2/3		2/2															59:08
12	ĐAJIĆ Dijana	S																						0:34
13	POGORELC Tea		0/2	0	0/1			0/1								1								3:06
15	UDOVČ Deja	S	0/1	0			0/1																	58:50
16	VUK Zala	S																						14:46
17	ERCEG Elena		0/1	0			0/1									1								13:56
18	ČERNIGOJ Nena	S	6/10	60	1/3	1/1			1/1	3/5			2	2	2	2	1	1			2			44:47
20	SIMIČ Ina																							2:29
22	KOKALJ Naja																							
24	ZEL Klara																							
	Team / bench																			1				
	UKUPNO		28/50	56	4/11	6/8	2/5	2/4	4/4	10/18	0/0	11	7	4	2	18	1	3	0	1	3	0	0	

Goalkeepers		Saves / shots								
#.	Surname and name	Tot.	%	9m	6m	Wing	7m	FB	Brk.	LD
1	POSEGA Saša	13/35	37	2/7	1/5	6/8	0/3	2/3	2/9	
12	ĐAJIĆ Dijana									
16	VUK Zala	1/10	10	0/2		0/2		0/2	1/4	
	TOTAL	14/45	31	2/9	1/5	6/10	0/3	2/5	3/13	0/0

Coach: **Borut Hren**

Number of attacks: 64, Efficiency: 44%, Average Duration: 25.82 seconds

Attack by type of defense

	Shots	9m	6m	Wing	TF	E7	E2
On def. 6-0	22/42	4/11	6/8	2/5	18	4	2
Fastbreak	4/4				0	0	0

Defense by type

	Total	9m	6m	Wing	Stl.	C7	2m
Def. 6-0	13/20	3/3	3/4	2/5	1	1	1
Def. 5-1	12/23	4/6	1/2	2/8	0	2	2
Fastbreak	3/7				0	0	0

Attack with superiority / minority / goalkeeper out

	Attack				Reaction		
	Att.	Eff.	Shots	TF	FB	LD	Tot.
6 on 6 (GK out)	3	67%	2/3	0	0/0	0/0	0/0
6 on 6	54	44%	24/37	17			
6 on 5	5	20%	1/4	1			
5 on 6	2	50%	1/2	0			

Player superiority / GK out counted at the end of attack (in case it changes during attack)

Defense with superiority / minority / goalkeeper out

	Attack				Reaction		
	Att.	Eff.	Shots	TF	FB	LD	Tot.
7 on 6 (GK out)	3	33%	1/3	0	0/0	0/0	0/0
6 on 6 (GK out)	4	50%	2/3	1	0/0	0/0	0/0
6 on 6	51	53%	27/43	8			
6 on 5	6	17%	1/4	2			

Numbers show attacking numbers of oponnent. Lower efficiency of oponnent means better defense of this team

#	Jersey number	**Tot.**	Total shooting	**6m**	6m (line) shooting	**9m**	9m shooting	**Wng**	Wing shooting	**FB**	Fastbreak sh.	**7m**	7m penalty sh.
Brk.	Breakthrough sh.	**LD**	Long distance sh.	**As.**	Assists	**PC**	Pass clear chance	**E7**	Eearned 7m pen.	**TF**	Technical faults	**St.**	Steals
2m	2m punishments	**C7.**	Commited 7m	**E2**	Eearned 2m pun.	**YC.**	Yellow cards	**R/B**	Red/Blue cards	**Blk.**	Blocks	**S**	Starting Line-up

IHF Women's Youth (18) World Championship

North Macedonia (Skopje)

Final Round, 19-20. place

Match Team Statistics

Match No. 104

Slovenia 28 - 31 Faroe Islands

(12 - 16) (16 - 15)

8.8.2022. 17:00
Attendance: 68
Sport Centre Jane Sandanski
Hall 2

Referees: Ana Vranes (AUT) / Marlis Wenninger (AUT)

Shot distribution by player

5 U. Matekovič			6 L. Bukovec			7 A. Zulić			9 N. Ocepek			10 S. Jazbinšek			11 T. Kogovšek			13 T. Pogorelc		
			1/1			4/4				1/1					0/1		1/1			
					1/1		1/2			0/1						1/1		0/1		
			2/2		1/1			1/1	1/1		1/1	2/2		1/1			1/1			
			1 post 1 miss. 1/1 lob			3 post 2 miss.			2 post 1 block			1 post			1/1 lob			1 miss.		

15 D. Udovč			17 E. Erceg			18 N. Černigoj			20 I. Simič			22 N. Kokalj			24 K. Zel			TOTAL		
								2/2										5/6	1/1	3/3
							1/2	2/2										0/1	3/6	3/3
0/1								1/1										5/6		6/6
			1 post			3 miss.												8 post 7 miss. 1 block 2/2 lob		

Saves distribution goalkeepers

1 S. Posega			12 D. Đajić			16 Z. Vuk			TOTAL		
1/1	2/2	2/7				0/4			1/5	2/2	2/7
1/2	2/4	0/3						0/1	1/2	2/4	0/4
2/10	2/3	1/2				0/4	1/1		2/14	3/4	1/2

Shots by position

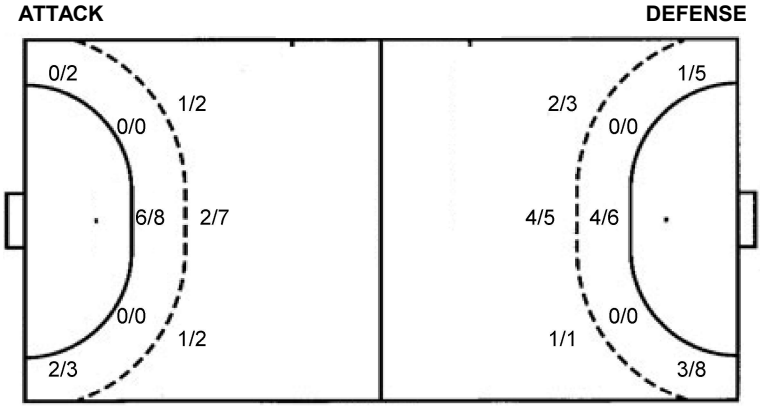

7m penalties	2/4	7m penalties	3/3
Fastbreak	4/4	Fastbreak	3/7
Breakthrough	10/18	Breakthrough	10/15
Long dist.	0/0	Long dist.	0/0

Shooting statistics

Position	Goals	Sav.	Miss.	Post	Blk.	Total	%
Back (9m)	4	2	3	1	1	11	36
Line (6m)	6	0	1	1	0	8	75
Wing	2	2	0	1	0	5	40
7m penalties	2	0	1	1	0	4	50
Fastbreak	4	0	0	0	0	4	100
Breakthrough	10	2	2	4	0	18	56
Total	**28**	**6**	**7**	**8**	**1**	**50**	**56**

#	Jersey number	**Tot.**	Total shooting	**6m**	6m (line) shooting	**9m**	9m shooting	**Wng**	Wing shooting	**FB**	Fastbreak sh.	**7m**	7m penalty sh.
Brk.	Breakthrough sh.	**LD**	Long distance sh.	**As.**	Assists	**PC**	Pass clear chance	**E7**	Earned 7m pen.	**TF**	Technical faults	**St.**	Steals
2m	2m punishments	**C7.**	Commited 7m	**E2**	Earned 2m pun.	**YC.**	Yellow cards	**R/B**	Red/Blue cards	**Blk.**	Blocks	**S**	Starting Line-up

IHF Women's Youth (18) World Championship

North Macedonia (Skopje)

Final Round, 19-20. place

Match Team Statistics

Match No. 104

Slovenia 28 - 31 Faroe Islands

(12 - 16) (16 - 15)

8.8.2022. 17:00
Attendance: 68
Sport Centre Jane Sandanski
Hall 2

Referees: Ana Vranes (AUT) / Marlis Wenninger (AUT)

Faroe Islands

Players			Goals / shots									Attack					Def.			Penalties				TP
#	Surname and name	S	Tot.	%	9m	6m	Wing	7m	FB	Brk.	LD	As.	PC	E7	E2	TF	St.	C7	Blk	YC	2m	R	B	
1	ARNGRIMSDOTTIR MÜLLER Silja	S																						58:09
2	EGHOLM Karin	S	3/9	33			2/6		1/3								2							60:00
4	ROYSDOTTIR Inga Maria		1/3	33			1/2		0/1								2							12:53
5	OLIVIA HEDINSDÓTTIR Silja		1/3	33			0/2		1/1							1								32:24
7	PÁLSDÓTTIR NÓLSOY Maria	S	4/8	50	1/1		1/1			2/6		4	5	3	2	3	1							39:34
8	FRANKSDÓTTIR JOENSEN Bjork		2/2	100	1/1					1/1		2	2		1	2		1			1			24:47
9	SIGRUNARDÓTTIR MIKKELSEN Sára	S	1/2	50		0/1			1/1									1			1			31:26
10	MOHR Lea	S	0/2	0			0/2					1				1								45:46
11	ARGE Lukka	S	4/4	100	1/1			3/3					3						1					19:48
12	KAAS MICHELSERN Simona																							
13	JOENSEN Inga Maria	S										1				2		2						20:37
14	SIGRUNARDÓTTIR MIKKELSEN Anna		0/1	0	0/1								1											4:44
18	HALSDOTTIR WEYHE Anna Elisabeth		8/9	89	1/1					7/8		2	2			1								23:45
19	HAMMER Barbara		1/3	33		1/2			0/1							1								28:15
33	JAKOBSDÓTTIR DALSGARD Hanna		3/4	75	3/4							1												11:33
99	HEINESEN Karina Debes		3/3	100		3/3																		6:19
	Team / bench																							
	UKUPNO		31/53	58	7/9	4/6	4/13	3/3	3/7	10/15	0/0	11	13	3	3	11	5	4	1	0	2	0	0	

Goalkeepers		Saves / shots								
#.	Surname and name	Tot.	%	9m	6m	Wing	7m	FB	Brk.	LD
1	ARNGRIMSDOTTIR MÜLLER Silja	6/34	18	2/6	0/6	2/4	0/2	0/4	2/12	
12	KAAS MICHELSERN Simona									
	TOTAL	6/34	18	2/6	0/6	2/4	0/2	2/4	2/12	0/0

Coach: **Simon Olsen**

Number of attacks: 64, Efficiency: 48%, Average Duration: 30.80 seconds

Attack by type of defense

	Shots	9m	6m	Wing	TF	E7	E2
On def. 6-0	13/20	3/3	3/4	2/5	5	1	1
On def. 5-1	12/23	4/6	1/2	2/8	6	2	2
Fastbreak	3/7				0	0	0

Defense by type

	Total	9m	6m	Wing	Stl.	C7	2m
Def. 6-0	22/42	4/11	6/8	2/5	5	4	2
Fastbreak	4/4				0	0	0

Attack with superiority / minority / goalkeeper out

	Attack				Reaction		
	Att.	Eff.	Shots	TF	FB	LD	Tot.
7 on 6 (GK out)	3	33%	1/3	0	0/0	0/0	0/0
6 on 6 (GK out)	4	50%	2/3	1	0/0	0/0	0/0
6 on 6	51	53%	27/43	8			
6 on 5	6	17%	1/4	2			

Player superiority / GK out counted at the end of attack (in case it changes during attack)

Defense with superiority / minority / goalkeeper out

	Attack				Reaction		
	Att.	Eff.	Shots	TF	FB	LD	Tot.
6 on 6 (GK out)	3	67%	2/3	0	0/0	0/0	0/0
6 on 6	54	44%	24/37	17			
6 on 5	5	20%	1/4	1			
5 on 6	2	50%	1/2	0			

Numbers show attacking numbers of oponnent. Lower efficiency of oponnent means better defense of this team

#	Jersey number	**Tot.**	Total shooting	**6m**	6m (line) shooting	**9m**	9m shooting	**Wng**	Wing shooting	**FB**	Fastbreak sh.	**7m**	7m penalty sh.
Brk.	Breakthrough sh.	**LD**	Long distance sh.	**As.**	Assists	**PC**	Pass clear chance	**E7**	Eearned 7m pen.	**TF**	Technical faults	**St.**	Steals
2m	2m punishments	**C7.**	Commited 7m	**E2**	Eearned 2m pun.	**YC.**	Yellow cards	**R/B**	Red/Blue cards	**Blk.**	Blocks	**S**	Starting Line-up

IHF Women's Youth (18) World Championship

North Macedonia (Skopje)

Final Round, 19-20. place

Match Team Statistics

Match No. 104

Slovenia 28 - 31 Faroe Islands

(12 - 16) (16 - 15)

8.8.2022. 17:00
Attendance: 68
Sport Centre Jane Sandanski
Hall 2

Referees: Ana Vranes (AUT) / Marlis Wenninger (AUT)

Shot distribution by player

2 K. Egholm

	0/1	
0/1	0/1	1/1
2/2		

1 post 2 miss.

4 I. Roysdottir

1/2		

1 post

5 S. Olivia Hedinsdóttir

	0/1	
	0/1	
1/1		

7 M. PálsdóttirNólsoy

		1/2
		1/1
2/2	0/2	

1 miss.

8 B. Franksdóttir Joensen

2/2		

9 S. Sigrunardóttir Mikkelsen

1/1		

1 post

10 L. Mohr

0/1		

1 post

11 L. Arge

1/1		2/2

1/1 lob

13 I. Joensen

14 A. Sigrunardóttir Mikkelsen

0/1		

18 A. HalsdottirWeyhe

2/2		
1/1		2/2
2/2		1/1

1 post

19 B. Hammer

	1/1	
	0/1	0/1

33 H. Jakobsdóttir Dalsgard

		2/3
	1/1	

99 K. Heinesen

	1/1	
2/2		

TOTAL

4/5	0/2	5/7
1/2	2/4	4/4
12/14	1/4	1/2

5 post 3 miss. 1/1 lob

Saves distribution goalkeepers

1 S. Arngrimsdottir Müller

1/6	0/1	0/3
1/1	3/6	0/3
1/6		0/6

12 S. Kaas Michelsern

TOTAL

1/6	0/1	0/3
1/1	3/6	0/3
1/6		0/6

Shots by position

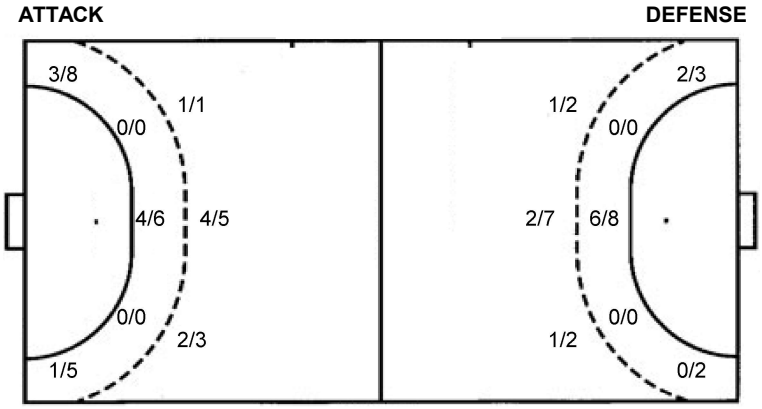

7m penalties	3/3	7m penalties	2/4
Fastbreak	3/7	Fastbreak	4/4
Breakthrough	10/15	Breakthrough	10/18
Long dist.	0/0	Long dist.	0/0

Shooting statistics

Position	Goals	Sav.	Miss.	Post	Blk.	Total	%
Back (9m)	7	2	0	0	0	9	78
Line (6m)	4	1	0	1	0	6	67
Wing	4	6	1	2	0	13	31
7m penalties	3	0	0	0	0	3	100
Fastbreak	3	2	1	1	0	7	43
Breakthrough	10	3	1	1	0	15	67
Total	**31**	**14**	**3**	**5**	**0**	**53**	**58**

#	Jersey number	**Tot.**	Total shooting	**6m**	6m (line) shooting	**9m**	9m shooting	**Wng**	Wing shooting	**FB**	Fastbreak sh.	**7m**	7m penalty sh.
Brk.	Breakthrough sh.	**LD**	Long distance sh.	**As.**	Assists	**PC**	Pass clear chance	**E7**	Earned 7m pen.	**TF**	Technical faults	**St.**	Steals
2m	2m punishments	**C7.**	Commited 7m	**E2**	Earned 2m pun.	**YC.**	Yellow cards	**R/B**	Red/Blue cards	**Blk.**	Blocks	**S**	Starting Line-up

Handball statistics and livescore by Toma-soft ltd (www.toma-soft.hr)

IHF Women's Youth (18) World Championship

North Macedonia (Skopje)

Final Round, 19-20. place

Match Team Statistics

Match No. 104

Slovenia 28 - 31 Faroe Islands

(12 - 16) (16 - 15)

8.8.2022. 17:00
Attendance: 68
Sport Centre Jane Sandanski
Hall 2

Referees: Ana Vranes (AUT) / Marlis Wenninger (AUT)

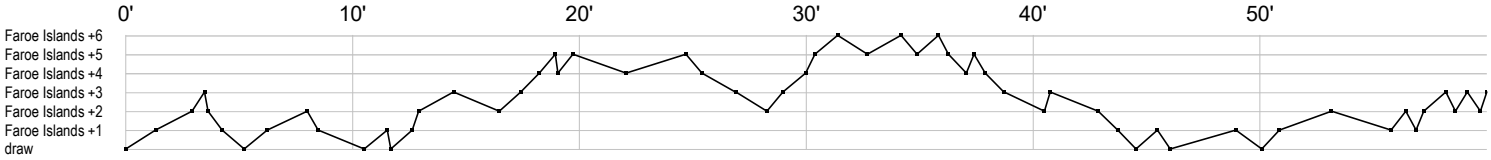

Slovenia



Faroe Islands

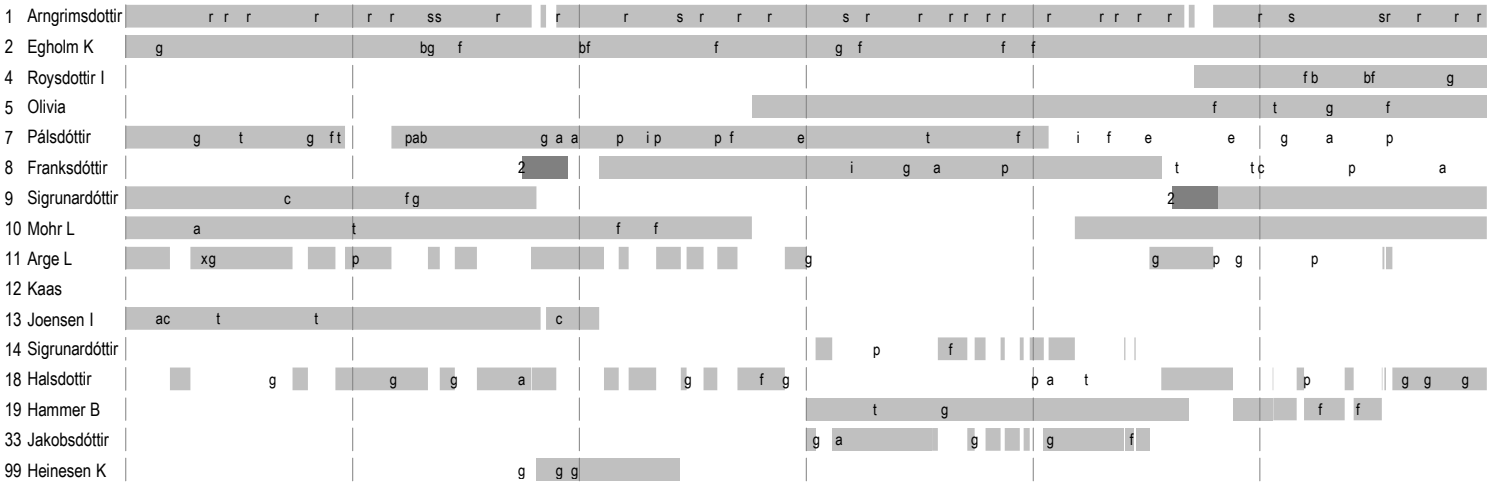

	In game	**g**	Goal scored	**f**	Missed shot	**a**	Assist	**t**	Technical faults	**b**	Steal
2	2min suspension	**e**	Eearned 7m	**c**	Commited 7m	**y**	Yellow card	**r**	Red Card	**k**	Blue card
i	Eearned 2min.	**x**	Block	**4**	4min suspension	**p**	Pass for clear chance	**s**	Saved shot	**r**	Received goal

Handball statistics and livescore by Toma-soft ltd (www.toma-soft.hr)