



IHF Women's Youth (18) World Championship

North Macedonia (Skopje)

Group G, 1. round



Match Team Statistics

Match No. 9

Czech Republic 24 - 23 Uruguay

(14 - 12) (10 - 11)

30.7.2022. 14:30

Attendance: 75

Sport Centre Jane Sandanski

Referees: Ahmad Gheisarian (IRI) / Amir Gheisarian (IRI)

Czech Republic

| # | Surname and name | S | Goals / shots | | | | | | | | Attack | | | | | Def. | | | Penalties | | | | TP | | | | | | | | | | | | | |
|----|------------------------|---|---------------|----|------|-----|------|-----|-----|------|--------|-----|----|----|----|------|-----|----|-----------|----|----|---|----|---|---|---|---|---|---|---|---|--|--|-------|-------|-------|
| | | | Tot. | % | 9m | 6m | Wing | 7m | FB | Brk. | LD | As. | PC | E7 | E2 | TF | St. | C7 | Blk | YC | 2m | R | | B | | | | | | | | | | | | |
| 2 | HORÁKOVÁ Simona | | 0/3 | 0 | | | | 0/2 | | | 0/1 | | | | | | | | | | | | | | | | | | | | | | | | 38:49 | |
| 3 | JIRÁSKOVÁ Eliška | S | | | | | | | | | | | | | | | | | 2 | | | | | | | | | | | | | | | | 29:18 | |
| 4 | KUBÁLKOVÁ Anna | S | 1/3 | 33 | | | | 0/1 | | | 1/2 | | | | | | | | 2 | | | | 1 | | | | | | | | | | | | 36:58 | |
| 5 | GABRHELOVÁ Veronika | S | 2/4 | 50 | 1/3 | | | | | | | | | | | | | | | | | | | | | | | | | | | | | | 30:35 | |
| 6 | RAJOVÁ Karolína | | | | | | | | | | | | | | | | | | 2 | | | | | | | | | | | | | | | | 17:40 | |
| 7 | PROTIVOVÁ Adéla | | | | | | | | | | | | | | | | | | | | | | | | | | | | | | | | | | 8:44 | |
| 8 | ŠIMKOVÁ Daniela | | 4/5 | 80 | 1/2 | 1/1 | | | | | | | | | | | | | 1 | 1 | | | 3 | 1 | 1 | | | | | | | | | 25:21 | | |
| 9 | SCHREIBMEIEROVÁ Simona | | 8/9 | 89 | 5/6 | 1/1 | | | | 1/1 | | | | | | | | | 1 | 1 | | | 2 | | | | | | | | | | | | 26:16 | |
| 10 | SCHÜLLEROVÁ Valentina | | | | | | | | | | | | | | | | | | | | | | | | | | | | | | | | | | | |
| 15 | JESTŘÍBKOVÁ Anna | | 4/8 | 50 | 0/2 | 4/5 | | | | | 0/1 | | | | | | | | | | | | | | | | | | | | | | | | 41:53 | |
| 16 | STOJAROVÁ Kristýna | | | | | | | | | | | | | | | | | | | | | | | | | | | | | | | | | | | 19:19 |
| 19 | VÁVROVÁ Veronika | S | 3/4 | 75 | 2/3 | 1/1 | | | | | | | | | | | | | 1 | 1 | | | | | | | | | | | | | | | 25:06 | |
| 23 | MRÓZKOVÁ Klára | | 2/3 | 67 | 0/1 | 1/1 | | | | | | | | | | | | | | | | | | | | | | | | | | | | | 12:04 | |
| 24 | MAZÁNKOVÁ Adéla | S | 0/1 | 0 | | | | | | | | | | | | | | | | | | | | | | | | | | | | | | | 44:47 | |
| 25 | ŘADOVÁ Eliška | S | 0/1 | 0 | 0/1 | | | | | | | | | | | | | | | | | | | | | | | | | | | | | | 26:56 | |
| 27 | WIZUROVÁ Patricie | S | | | | | | | | | | | | | | | | | | | | | | | | | | | | | | | | | 36:14 | |
| | Team / bench | | | | | | | | | | | | | | | | | | | | | | | | | | | | | | | | | | | |
| | UKUPNO | | 24/41 | 59 | 9/18 | 8/9 | 0/3 | 1/2 | 2/5 | 4/4 | 0/0 | | | | | | | | 7 | 5 | 1 | 5 | 10 | 7 | 7 | 1 | 1 | 1 | 5 | 1 | 0 | | | | | |

| # | Surname and name | Saves / shots | | | | | | | | |
|----|--------------------|---------------|----|-----|-----|------|-----|-----|------|-----|
| | | Tot. | % | 9m | 6m | Wing | 7m | FB | Brk. | LD |
| 16 | STOJAROVÁ Kristýna | 4/10 | 40 | 2/3 | 1/2 | 1/1 | 0/2 | | | 0/2 |
| 27 | WIZUROVÁ Patricie | 5/22 | 23 | 2/6 | 1/5 | 1/5 | 1/4 | 0/1 | | 0/1 |
| | TOTAL | 9/32 | 28 | 4/9 | 2/7 | 2/6 | 1/6 | 0/1 | 0/3 | 0/0 |

Coach: Michal Červenka

Number of attacks: 49, Efficiency: 49%, Average Duration: 26.77 seconds

Attack by type of defense

| | Shots | 9m | 6m | Wing | TF | E7 | E2 |
|-------------|-------|------|-----|------|----|----|----|
| On def. 6-0 | 21/34 | 9/18 | 8/9 | 0/3 | 10 | 1 | 5 |
| Fastbreak | 2/5 | | | | 0 | 0 | 0 |

Defense by type

| | Total | 9m | 6m | Wing | Stl. | C7 | 2m |
|-----------|-------|------|-----|------|------|----|----|
| Def. 6-0 | 17/32 | 5/14 | 5/7 | 4/6 | 7 | 7 | 5 |
| Fastbreak | 1/1 | | | | 0 | 0 | 0 |

Attack with superiority / minority / goalkeeper out

| | Attack | | | | Reaction | | |
|-----------------|--------|------|-------|----|----------|-----|------|
| | Att. | Eff. | Shots | TF | FB | LD | Tot. |
| 7 on 6 (GK out) | 1 | 100% | 1/1 | 0 | 0/0 | 0/0 | 0/0 |
| 6 on 6 (GK out) | 1 | 100% | 1/1 | 0 | 0/0 | 0/0 | 0/0 |
| 6 on 6 | 35 | 46% | 16/25 | 10 | | | |
| 6 on 5 | 7 | 57% | 4/7 | 0 | | | |
| 5 on 6 | 4 | 25% | 1/4 | 0 | | | |
| 4 on 6 | 1 | 100% | 1/1 | 0 | | | |

Player superiority / GK out counted at the end of attack (in case it changes during attack)

Defense with superiority / minority / goalkeeper out

| | Attack | | | | Reaction | | |
|--------|--------|------|-------|----|----------|----|------|
| | Att. | Eff. | Shots | TF | FB | LD | Tot. |
| 6 on 6 | 38 | 34% | 13/22 | 16 | | | |
| 5 on 6 | 6 | 67% | 4/6 | 0 | | | |
| 6 on 5 | 5 | 80% | 4/5 | 0 | | | |
| 5 on 5 | 1 | 100% | 1/1 | 0 | | | |
| 6 on 4 | 2 | 50% | 1/1 | 1 | | | |

Numbers show attacking numbers of opponent. Lower efficiency of opponent means better defense of this team

Jersey number Tot. Total shooting 6m 6m (line) shooting 9m 9m shooting Wng Wing shooting FB Fastbreak sh. 7m 7m penalty sh.
 Brk. Breakthrough sh. LD Long distance sh. As. Assists PC Pass clear chance E7 Earned 7m pen. TF Technical faults St. Steals
 2m 2m punishments C7. Committed 7m E2 Earned 2m pun. YC. Yellow cards R/B Red/Blue cards Blk. Blocks S Starting Line-up

Handball statistics and livescore by Toma-soft ltd (www.toma-soft.hr)



IHF Women's Youth (18) World Championship

North Macedonia (Skopje)

Group G, 1. round



Match Team Statistics

Match No. 9

Czech Republic 24 - 23 Uruguay

(14 - 12) (10 - 11)

30.7.2022. 14:30

Attendance: 75

Sport Centre Jane Sandanski

Referees: Ahmad Gheisarian (IRI) / Amir Gheisarian (IRI)

Shot distribution by player

2 S. Horáková

| | | |
|--|--|-----|
| | | 0/1 |
| | | |
| | | |

2 post

3 E. Jirásková

| | | |
|--|--|--|
| | | |
| | | |
| | | |

4 A. Kubálková

| | | |
|-----|--|-----|
| 0/1 | | 1/1 |
| | | |
| | | |

1 post

5 V. Gabrhelová

| | | |
|-----|--|-----|
| 1/1 | | |
| | | |
| | | 1/1 |

1 post 1 miss.

6 K. Rajová

| | | |
|--|--|--|
| | | |
| | | |
| | | |

7 A. Protivová

| | | |
|--|--|--|
| | | |
| | | |
| | | |

8 D. Šímková

| | | |
|-----|--|--|
| 3/3 | | |
| 1/1 | | |
| | | |

1 post

9 S. Schreibeierová

| | | |
|-----|-----|--|
| 1/1 | | |
| 3/3 | 3/3 | |
| 1/1 | | |

1 post

10 V. Schüllerová

| | | |
|--|--|--|
| | | |
| | | |
| | | |

15 A. Jestřibková

| | | |
|-----|-----|-----|
| 2/2 | | 1/1 |
| | 0/2 | 0/2 |
| | 1/1 | |

19 V. Vávrová

| | | |
|--|-----|-----|
| | 1/1 | 2/2 |
| | 0/1 | |
| | | |

23 K. Mrůzková

| | | |
|--|--|-----|
| | | 1/1 |
| | | |
| | | 1/1 |

1 post

24 A. Mazánková

| | | |
|--|--|--|
| | | |
| | | |
| | | |

1 post

25 E. Řádová

| | | |
|--|--|--|
| | | |
| | | |
| | | |

1 miss.

TOTAL

| | | |
|-----|-----|-----|
| 7/8 | 1/1 | 5/6 |
| 4/4 | 3/6 | 0/2 |
| 1/1 | 1/1 | 2/2 |

8 post 2 miss.

Saves distribution goalkeepers

16 K. Stojarová

| | | |
|-----|-----|-----|
| 0/2 | 0/1 | 0/1 |
| 0/2 | 1/1 | |
| 2/2 | 1/1 | |

27 P. Wizurová

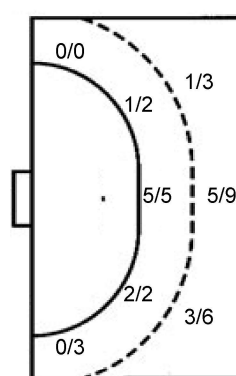
| | | |
|-----|-----|-----|
| 1/6 | 0/2 | 0/2 |
| | 2/3 | 1/1 |
| 0/3 | | 1/2 |

TOTAL

| | | |
|-----|-----|-----|
| 1/8 | 0/3 | 0/3 |
| 0/2 | 3/4 | 1/1 |
| 2/5 | 1/1 | 1/2 |

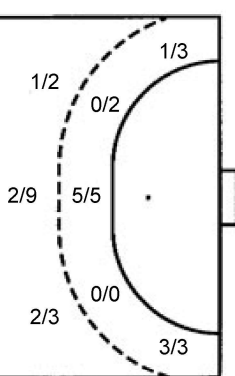
Shots by position

ATTACK



| | |
|--------------|-----|
| 7m penalties | 1/2 |
| Fastbreak | 2/5 |
| Breakthrough | 4/4 |
| Long dist. | 0/0 |

DEFENSE



| | |
|--------------|-----|
| 7m penalties | 5/6 |
| Fastbreak | 1/1 |
| Breakthrough | 3/5 |
| Long dist. | 0/0 |

Shooting statistics

| Position | Goals | Sav. | Miss. | Post | Blk. | Total | % |
|--------------|-----------|----------|----------|----------|----------|-----------|-----------|
| Back (9m) | 9 | 3 | 2 | 4 | 0 | 18 | 50 |
| Line (6m) | 8 | 1 | 0 | 0 | 0 | 9 | 89 |
| Wing | 0 | 2 | 0 | 1 | 0 | 3 | 0 |
| 7m penalties | 1 | 1 | 0 | 0 | 0 | 2 | 50 |
| Fastbreak | 2 | 0 | 0 | 3 | 0 | 5 | 40 |
| Breakthrough | 4 | 0 | 0 | 0 | 0 | 4 | 100 |
| Total | 24 | 7 | 2 | 8 | 0 | 41 | 59 |

Jersey number Tot. Total shooting 6m 6m (line) shooting 9m 9m shooting Wng Wing shooting FB Fastbreak sh. 7m 7m penalty sh.
 Brk. Breakthrough sh. LD Long distance sh. As. Assists PC Pass clear chance E7 Earned 7m pen. TF Technical faults St. Steals
 2m 2m punishments C7. Committed 7m E2 Earned 2m pun. YC. Yellow cards R/B Red/Blue cards Blk. Blocks S Starting Line-up

Handball statistics and livescore by Toma-soft ltd (www.toma-soft.hr)



IHF Women's Youth (18) World Championship
North Macedonia (Skopje)
 Group G, 1. round



Match Team Statistics

Match No. 9

Czech Republic 24 - 23 Uruguay
 (14 - 12) (10 - 11)

30.7.2022. 14:30

Attendance: 75

Sport Centre Jane Sandanski

Referees: Ahmad Gheisarian (IRI) / Amir Gheisarian (IRI)

Uruguay

| Players | | Goals / shots | | | | | | | | | | Attack | | | | | Def. | | | Penalties | | | TP | | |
|--------------|-------------------------------------|---------------|-------|-----|------|-----|------|-----|-----|------|-----|--------|----|----|----|----|------|----|-----|-----------|----|---|----|--|-------|
| # | Surname and name | S | Tot. | % | 9m | 6m | Wing | 7m | FB | Brk. | LD | As. | PC | E7 | E2 | TF | St. | C7 | Blk | YC | 2m | R | B | | |
| 1 | FERNANDEZ PELAEZ Lucia Belen | S | | | | | | | | | | | | | | | | | | | | | | | 30:00 |
| 2 | CAMPOS HAVRANEK Martina Maria | S | 2/9 | 22 | 1/4 | 0/1 | | 1/2 | | 0/2 | | 2 | 4 | 1 | | 4 | | 1 | | | | | | | 40:13 |
| 3 | MACHADO HARRIAGUE Manuela | S | 1/4 | 25 | 0/3 | 1/1 | | | | | | 1 | | 1 | | 3 | | | | | | | | | 55:19 |
| 4 | MARQUEZ HUGUET Martina Pilar | | 4/4 | 100 | 1/1 | 1/1 | | | 1/1 | 1/1 | | 3 | | 1 | 1 | 1 | 1 | | | | | | | | 9:49 |
| 7 | HEILMANN POTRIE Emiliana | | 4/5 | 80 | 1/2 | 3/3 | | | | | | 1 | | 2 | 1 | | | | | | | 2 | | | 43:13 |
| 8 | FERNANDEZ FERRER Maria Clara | | 1/2 | 50 | | | 1/2 | | | | | | 1 | | | | | | | | | | | | 16:00 |
| 9 | GONZALEZ SILVERA Maria Noel | S | 0/2 | 0 | | 0/1 | 0/1 | | | | | 1 | | | | 2 | | | | | | | | | 19:38 |
| 11 | BARTHABURU AGUIRRE Clara | S | 6/6 | 100 | 1/1 | | | 4/4 | | 1/1 | | 1 | | 1 | 1 | 2 | | | | | | | | | 39:19 |
| 12 | DABO GUISANDE Maite | S | 1/2 | 50 | 0/1 | | | | | 1/1 | | | | | | 1 | 2 | | | | | 1 | | | 34:44 |
| 13 | CASTRO LAPETINA Maria Clara | | | | | | | | | | | | | | | | | | | | | 2 | | | 16:31 |
| 14 | GALAN COMESANA Catalina | S | 3/4 | 75 | 1/2 | | 2/2 | | | | | 2 | | 1 | | 4 | | | | | | | | | 57:07 |
| 18 | ANTORIA FERNANDEZ Virginia Carolina | | | | | | | | | | | | | | | | | | | | | | | | 30:00 |
| 23 | LOPEZ BENTANCOR Martina | | | | | | | | | | | | | | | | | | | | | | | | 6:23 |
| 24 | FONCIELLA MUTARELLI Delfina Maria | | | | | | | | | | | | | | | | | | | | | | | | 1:23 |
| 31 | ZEBRAITIS BLANCO Paula | | | | | | | | | | | | | | | | | | | | | | | | |
| 32 | BATISTA NUNEZ Pia Belen | | 1/1 | 100 | | | 1/1 | | | | | | | | | | | | | | | | | | 20:21 |
| Team / bench | | | | | | | | | | | | | | | | | | | | | | | | | |
| UKUPNO | | | 23/39 | 59 | 5/14 | 5/7 | 4/6 | 5/6 | 1/1 | 3/5 | 0/0 | 11 | 5 | 7 | 3 | 17 | 3 | 1 | 0 | 0 | 5 | 0 | 0 | | |

| Goalkeepers | | Saves / shots | | | | | | | | | |
|-------------|-------------------------------------|---------------|----|------|-----|------|-----|-----|------|-----|--|
| # | Surname and name | Tot. | % | 9m | 6m | Wing | 7m | FB | Brk. | LD | |
| 1 | FERNANDEZ PELAEZ Lucia Belen | 2/16 | 13 | 1/6 | 0/4 | | 1/1 | 0/2 | 0/3 | | |
| 18 | ANTORIA FERNANDEZ Virginia Carolina | 5/15 | 33 | 2/6 | 1/5 | 2/2 | 0/1 | | 0/1 | | |
| TOTAL | | 7/31 | 23 | 3/12 | 1/9 | 2/2 | 1/2 | 0/2 | 0/4 | 0/0 | |

Coach: **Rodrigo Manuel Olalde Fernandez**

Number of attacks: 52, Efficiency: 44%, Average Duration: 43.77 seconds

Attack by type of defense

| | Shots | 9m | 6m | Wing | TF | E7 | E2 |
|-------------|-------|------|-----|------|----|----|----|
| On def. 6-0 | 17/32 | 5/14 | 5/7 | 4/6 | 17 | 7 | 3 |
| Fastbreak | 1/1 | | | | 0 | 0 | 0 |

Defense by type

| | Total | 9m | 6m | Wing | Stl. | C7 | 2m |
|-----------|-------|------|-----|------|------|----|----|
| Def. 6-0 | 21/34 | 9/18 | 8/9 | 0/3 | 3 | 1 | 5 |
| Fastbreak | 2/5 | | | | 0 | 0 | 0 |

Attack with superiority / minority / goalkeeper out

| | Attack | | | | Reaction | | |
|--------|--------|------|-------|----|----------|----|------|
| | Att. | Eff. | Shots | TF | FB | LD | Tot. |
| 6 on 6 | 38 | 34% | 13/22 | 16 | | | |
| 5 on 6 | 6 | 67% | 4/6 | 0 | | | |
| 6 on 5 | 5 | 80% | 4/5 | 0 | | | |
| 5 on 5 | 1 | 100% | 1/1 | 0 | | | |
| 6 on 4 | 2 | 50% | 1/1 | 1 | | | |

Player superiority / GK out counted at the end of attack (in case it changes during attack)

Defense with superiority / minority / goalkeeper out

| | Attack | | | | Reaction | | |
|-----------------|--------|------|-------|----|----------|-----|------|
| | Att. | Eff. | Shots | TF | FB | LD | Tot. |
| 7 on 6 (GK out) | 1 | 100% | 1/1 | 0 | 0/0 | 0/0 | 0/0 |
| 6 on 6 (GK out) | 1 | 100% | 1/1 | 0 | 0/0 | 0/0 | 0/0 |
| 6 on 6 | 35 | 46% | 16/25 | 10 | | | |
| 6 on 5 | 7 | 57% | 4/7 | 0 | | | |
| 5 on 6 | 4 | 25% | 1/4 | 0 | | | |
| 4 on 6 | 1 | 100% | 1/1 | 0 | | | |

Numbers show attacking numbers of opponent. Lower efficiency of opponent means better defense of this team

| | | | | | | | | | | | | | |
|------|------------------|------|-------------------|-----|--------------------|-----|-------------------|-----|----------------|------|------------------|-----|------------------|
| # | Jersey number | Tot. | Total shooting | 6m | 6m (line) shooting | 9m | 9m shooting | Wng | Wing shooting | FB | Fastbreak sh. | 7m | 7m penalty sh. |
| Brk. | Breakthrough sh. | LD | Long distance sh. | As. | Assists | PC | Pass clear chance | E7 | Earned 7m pen. | TF | Technical faults | St. | Steals |
| 2m | 2m punishments | C7. | Committed 7m | E2 | Earned 2m pun. | YC. | Yellow cards | R/B | Red/Blue cards | Blk. | Blocks | S | Starting Line-up |



IHF Women's Youth (18) World Championship

North Macedonia (Skopje)

Group G, 1. round



Match Team Statistics

Match No. 9

Czech Republic 24 - 23 Uruguay

(14 - 12) (10 - 11)

30.7.2022. 14:30

Attendance: 75

Sport Centre Jane Sandanski

Referees: Ahmad Gheisarian (IRI) / Amir Gheisarian (IRI)

Shot distribution by player

2 M. CamposHavraneck

| | | |
|--|-----|-----|
| | | 1/1 |
| | 0/2 | 0/1 |
| | | 1/1 |

3 miss. 1 block

3 M. Machado Harriague

| | | |
|-----|-----|-----|
| | 1/1 | |
| | | |
| 0/1 | | 0/1 |

1 post

4 M. MarquezHuguet

| | | |
|-----|--|-----|
| 1/1 | | 1/1 |
| 1/1 | | |
| 1/1 | | |

7 E. HeilmannPotrie

| | | |
|-----|-----|--|
| 1/1 | 1/1 | |
| | | |
| 1/1 | 0/1 | |

1/1 lob

8 M. FernandezFerrer

| | | |
|-----|--|--|
| 1/1 | | |
| | | |
| 0/1 | | |

9 M. GonzalezSilvera

| | | |
|-----|-----|--|
| 0/1 | | |
| | 0/1 | |
| | | |

11 C. Barthaburu Aguirre

| | | |
|-----|-----|--|
| 1/1 | 1/1 | |
| 1/1 | 1/1 | |
| | | |

2/2 lob

12 M. Dabo Guisande

| | | |
|-----|--|--|
| 1/1 | | |
| | | |
| | | |

1 miss.

13 M. Castro Lapetina

| | | |
|--|--|--|
| | | |
| | | |
| | | |

14 C. Galan Comesana

| | | |
|-----|--|-----|
| 1/1 | | 1/1 |
| | | |
| 1/1 | | |

1 miss.

23 M. Lopez Bentancor

| | | |
|--|--|--|
| | | |
| | | |
| | | |

24 D. Fonticiella Mutarelli

| | | |
|--|--|--|
| | | |
| | | |
| | | |

31 P. ZebraitisBlanco

| | | |
|--|--|--|
| | | |
| | | |
| | | |

32 P. Batista Nunez

| | | |
|-----|--|--|
| 1/1 | | |
| | | |
| | | |

TOTAL

| | | |
|-----|-----|-----|
| 7/8 | 3/3 | 3/3 |
| 2/2 | 1/4 | 0/1 |
| 3/5 | 0/1 | 1/2 |

1 post 5 miss. 1 block 3/3 lob

Saves distribution goalkeepers

1 L. Fernandez Pelaez

| | | |
|-----|-----|-----|
| 0/3 | 0/1 | 0/3 |
| 0/2 | 1/4 | 1/1 |
| | | 0/2 |

18 V. Antoria Fernandez

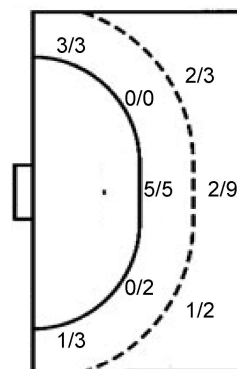
| | | |
|-----|-----|-----|
| 1/5 | | 1/3 |
| 0/2 | 2/2 | 1/1 |
| 0/1 | 0/1 | |

TOTAL

| | | |
|-----|-----|-----|
| 1/8 | 0/1 | 1/6 |
| 0/4 | 3/6 | 2/2 |
| 0/1 | 0/1 | 0/2 |

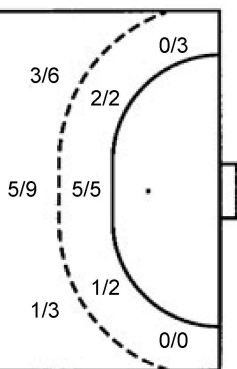
Shots by position

ATTACK



7m penalties 5/6
Fastbreak 1/1
Breakthrough 3/5
Long dist. 0/0

DEFENSE



7m penalties 1/2
Fastbreak 2/5
Breakthrough 4/4
Long dist. 0/0

Shooting statistics

| Position | Goals | Sav. | Miss. | Post | Blk. | Total | % |
|--------------|-----------|----------|----------|----------|----------|-----------|-----------|
| Back (9m) | 5 | 4 | 3 | 1 | 1 | 14 | 36 |
| Line (6m) | 5 | 2 | 0 | 0 | 0 | 7 | 71 |
| Wing | 4 | 2 | 0 | 0 | 0 | 6 | 67 |
| 7m penalties | 5 | 1 | 0 | 0 | 0 | 6 | 83 |
| Fastbreak | 1 | 0 | 0 | 0 | 0 | 1 | 100 |
| Breakthrough | 3 | 0 | 2 | 0 | 0 | 5 | 60 |
| Total | 23 | 9 | 5 | 1 | 1 | 39 | 59 |

Jersey number Tot. Total shooting 6m 6m (line) shooting 9m 9m shooting Wng Wing shooting FB Fastbreak sh. 7m 7m penalty sh.
Brk. Breakthrough sh. LD Long distance sh. As. Assists PC Pass clear chance E7 Earned 7m pen. TF Technical faults St. Steals
2m 2m punishments C7. Committed 7m E2 Earned 2m pun. YC. Yellow cards R/B Red/Blue cards Blk. Blocks S Starting Line-up

Handball statistics and livescore by Toma-soft ltd (www.toma-soft.hr)



IHF Women's Youth (18) World Championship

North Macedonia (Skopje)

Group G, 1. round



Match Team Statistics

Match No. 9

Czech Republic 24 - 23 Uruguay

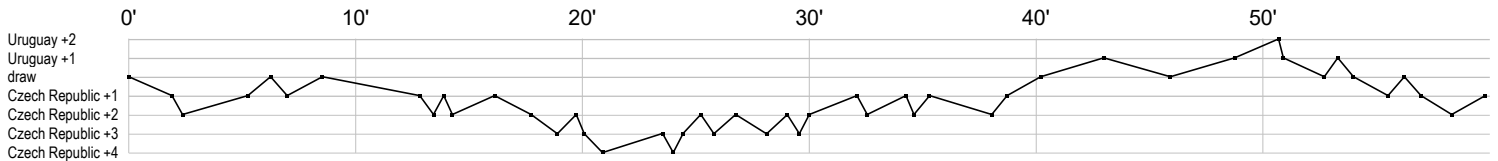
(14 - 12) (10 - 11)

30.7.2022. 14:30

Attendance: 75

Sport Centre Jane Sandanski

Referees: Ahmad Gheisarian (IRI) / Amir Gheisarian (IRI)



Czech Republic

| | | | | | | | | | | | | | | | | | | | | | | | |
|------------------|-----|---|---|---|----|----|---|---|-----|----|----|----|---|----|---|----|---|---|---|---|---|---|---|
| 2 Horáková S | | | | f | | | | | f | | | f | | | | | | | | | | | |
| 3 Jirásková E | | | c | c | | | | | | | | | | | | | | | | | | | |
| 4 Kubáňková A | g | a | | | | f | f | | | | | at | | | | | | | | | | | |
| 5 Gabrhelová V | g | f | | | f | g | | | | | | | | | | | | | | | | | |
| 6 Rajová K | | | | a | | c2 | | | | | | a | | | | | | | | | | | |
| 7 Protivová A | | | | | | | | | | | | | | | | | | | | | | | |
| 8 Šímková D | | t | a | t | 2c | g | g | p | t | | | f | g | b | g | r | | | | | | | |
| 9 Schreibeierová | | i | g | g | | g | i | g | | g | | c | f | p | a | | g | g | g | | | | |
| 10 Schüllerová V | | | | | | | | | | | | | | | | | | | | | | | |
| 15 Jestřibková A | bei | f | g | t | f | p | g | | | f | 2i | | | f | | gi | x | c | g | | | | |
| 16 Stojarová K | | | | | | | | | | | | s | r | | s | r | r | r | s | r | s | r | |
| 19 Vávrová V | | | b | | | g | | | | ba | | g | p | bg | f | | | | | | 2 | | |
| 23 Mrózková K | | | | f | | | b | g | | g | | | | | | | | | | | 2 | | |
| 24 Mazánková A | y | t | | p | f | | | | | | c | | | | | | | | | | | b | |
| 25 Řádová E | | | | t | | | | | | | | | | t | | | | | | | f | t | |
| 27 Wizurová P | | r | r | s | r | s | r | r | sss | r | r | r | r | r | r | r | r | r | r | r | r | r | r |

Uruguay

| | | | | | | | | | | | | | | | | | | | | | | | |
|------------------|----|----|---|---|----|----|----|----|---|-----|---|---|----|---|---|---|---|---|---|---|---|---|---|
| 1 Fernandez | rr | s | r | s | rr | r | r | r | r | r | r | r | r | r | r | r | r | r | r | r | r | r | |
| 2 Campos | f | tc | a | p | f | p | f | tp | g | eff | f | a | | | p | g | t | t | f | | | | |
| 3 Machado | | | | | t | a | f | t | | | | | | f | g | | | f | e | t | | | |
| 4 Marquez | | | | | | | | t | g | bg | a | | ei | a | a | | | | | | g | g | |
| 7 Heilmann | | | | | ei | | | 2 | | | g | e | g | g | a | | 2 | g | | | | f | |
| 8 Fernandez | | | | | | | | | | | | | | | | p | | | | | | f | |
| 9 Gonzalez | | | | f | | t | | | | | | | | t | a | | f | | | | | | |
| 11 Barthaburu | t | | g | a | | | eg | | g | | | | | | g | | | | g | i | g | t | |
| 12 Dabo | f | | g | | t | b2 | | | | | | | | b | | | | | | | | | |
| 13 Castro | | | | | 2 | | | | | | | | | | | | | | | | | 2 | |
| 14 Galan | | | | g | | g | | | | t | a | g | t | | e | t | a | f | t | | | | |
| 18 Antoria | | | | | | | | | | ss | r | r | r | s | s | s | r | r | r | r | r | r | r |
| 23 Lopez | | | | | | | | | | | | | | | | | | | | | | | |
| 24 Fonticiella | | | | | | | | | | | | | | | | | | | | | | | |
| 31 Zebraitis | | | | | | | | | | | | | | | | | | | | | | | |
| 32 Batista Nunez | | | | | | | g | | | | | | | | | | | | | | | | |

| | | | | | |
|-------------------|---------------|-------------------|-------------------------|--------------------|-----------------|
| In game | g Goal scored | f Missed shot | a Assist | t Technical faults | b Steal |
| 2 2min suspension | e Earned 7m | c Committed 7m | y Yellow card | r Red Card | k Blue card |
| i Earned 2min. | x Block | 4 4min suspension | p Pass for clear chance | s Saved shot | r Received goal |