



IHF Women's Youth (18) World Championship

North Macedonia (Skopje)

Group D, 1. round



Match Team Statistics

Match No. 7

Croatia 31 - 33 Egypt

(11 - 15) (20 - 18)

30.7.2022. 10:30

Attendance: 47

Sport Centre Jane Sandanski

Referees: Khasan Ismoilov (UZB) / Khasan Ismoilov (UZB)

Croatia

#	Surname and name	S	Goals / shots								Attack					Def.			Penalties			TP												
			Tot.	%	9m	6m	Wing	7m	FB	Brk.	LD	As.	PC	E7	E2	TF	St.	C7	Blk	YC	2m		R	B										
1	NOVOSEL Ema																																40:20	
2	MARIĆ Katja																																	
4	PERIĆ Lara																																8:15	
5	ZRILIĆ Iva	S	9/11	82		2/2	1/2																										59:18	
7	BALAŠKO Ema	S	3/3	100		3/3																											17:20	
8	KOSOVAC Kala	S	3/5	60	1/2			1/1																									60:00	
10	BULE Iva	S	1/5	20	0/3				0/1																								39:36	
11	MARENDIĆ Sara	S	1/5	20	0/2	0/1																											29:23	
14	BALENT Anja		3/5	60	0/1	1/1																											34:21	
17	WURTH Tina	S	1/2	50				1/2																									46:01	
21	SIKAČEK Monika																																	
22	ZETOVIĆ Lea	S																															18:22	
23	ŽAGAR Anđela		10/15	67	7/12			2/2																									38:40	
25	STRUGAR Lana																																	
33	GRGOŠEVIĆ Maja																																	
34	LUJIĆ Magali																																28:24	
	Team / bench																																	
	UKUPNO		31/51	61	8/20	6/7	3/5	2/3	3/4	9/11	0/1																							

#	Surname and name	Saves / shots								
		Tot.	%	9m	6m	Wing	7m	FB	Brk.	LD
1	NOVOSEL Ema	10/32	31	3/6	0/2	1/5	0/3	2/2	4/14	
22	ZETOVIĆ Lea	2/13	15	0/2	0/1	1/3	0/1	0/3	1/3	
	TOTAL	12/45	27	3/8	0/3	2/8	0/4	2/5	5/17	0/0

Coach: Nenad Smiljanec

Number of attacks: 59, Efficiency: 53%, Average Duration: 26.46 seconds

Attack by type of defense

	Shots	9m	6m	Wing	TF	E7	E2
On def. 6-0	16/27	5/13	4/4	1/3	8	2	2
On def. 5-1	10/16	3/7	2/3	2/2	5	1	0
Fastbreak	3/4				0	0	0

Defense by type

	Total	9m	6m	Wing	Stl.	C7	2m
Def. 6-0	26/41	5/12	3/3	6/8	1	4	5
Fastbreak	3/5				0	0	0

Attack with superiority / minority / goalkeeper out

	Attack				Reaction		
	Att.	Eff.	Shots	TF	FB	LD	Tot.
6 on 6	45	56%	25/37	8			
6 on 5	5	60%	3/5	0			
5 on 6	9	33%	3/4	5			

Defense with superiority / minority / goalkeeper out

	Attack				Reaction		
	Att.	Eff.	Shots	TF	FB	LD	Tot.
6 on 6	45	49%	22/34	11			
5 on 6	2	100%	2/2	0			
6 on 5	10	90%	9/9	1			

Numbers show attacking numbers of opponent. Lower efficiency of opponent means better defense of this team

Player superiority / GK out counted at the end of attack (in case it changes during attack)

Jersey number Tot. Total shooting 6m 6m (line) shooting 9m 9m shooting Wng Wing shooting FB Fastbreak sh. 7m 7m penalty sh.
 Brk. Breakthrough sh. LD Long distance sh. As. Assists PC Pass clear chance E7 Earned 7m pen. TF Technical faults St. Steals
 2m 2m punishments C7. Committed 7m E2 Earned 2m pun. YC. Yellow cards R/B Red/Blue cards Blk. Blocks S Starting Line-up

Handball statistics and livescore by Toma-soft ltd (www.toma-soft.hr)



IHF Women's Youth (18) World Championship

North Macedonia (Skopje)

Group D, 1. round



Match Team Statistics

Match No. 7

Croatia 31 - 33 Egypt

(11 - 15) (20 - 18)

30.7.2022. 10:30

Attendance: 47

Sport Centre Jane Sandanski

Referees: Khasan Ismoilov (UZB) / Khasan Ismoilov (UZB)

Shot distribution by player

2 K. Marić [Grid]	4 L. Perić [Grid]	5 I. Zrilić 2/2 0/1 2/2 2/3 1/1 2/2 lob	7 E. Balaško [Grid] 1/1 1/1 1/1 lob	8 K. Kosovac 1/1 [Grid] 2/3 0/1 lob	10 I. Bule [Grid] 1/1 2 miss. 2 block	11 S. Marendić [Grid] 0/1 [Grid] 0/1 1/1 1 post 1 miss.
14 A. Balent [Grid] 1/1 1/1 [Grid] 1/1 2 miss.	17 T. Wurth [Grid] 1/1 1 miss.	21 M. Sikaček [Grid]	23 A. Žagar 2/3 [Grid] 4/5 1/1 [Grid] 2/3 1/1 [Grid] 0/1 1 miss.	25 L. Strugar [Grid]	33 M. Grgošević [Grid]	34 M. Lujčić [Grid]

TOTAL

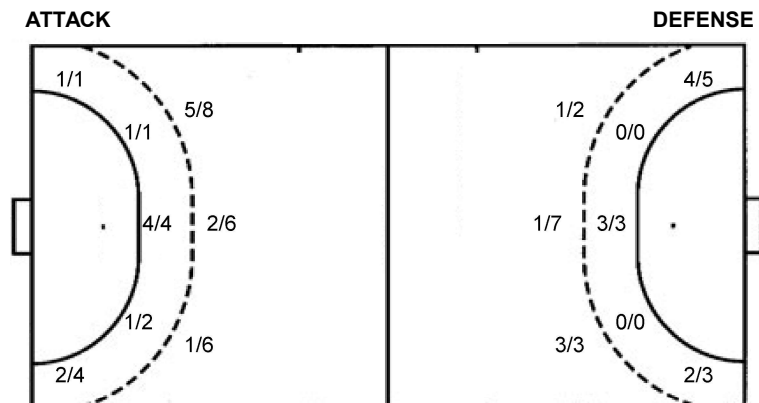
5/6	0/1	9/11
1/2	1/1	5/8
3/3		4/5

1 post 7 miss. 2 block 3/4 lob

Saves distribution goalkeepers

1 E. Novosel 1/4 [Grid] 3/7 1/4 [Grid] 0/4 1/4 [Grid] 4/9	22 L. Zetović 0/2 [Grid] 0/2 0/1 0/1 1/1 0/2 0/1 0/1	TOTAL 1/6 [Grid] 3/9 1/5 0/1 1/5 1/6 0/1 4/10
---	--	---

Shots by position



7m penalties 2/3
Fastbreak 3/4
Breakthrough 9/11
Long dist. 0/1

7m penalties 4/4
Fastbreak 3/5
Breakthrough 12/18
Long dist. 0/0

Shooting statistics

Position	Goals	Sav.	Miss.	Post	Blk.	Total	%
Back (9m)	8	5	4	1	2	20	40
Line (6m)	6	1	0	0	0	7	86
Wing	3	1	1	0	0	5	60
7m penalties	2	0	1	0	0	3	67
Fastbreak	3	1	0	0	0	4	75
Breakthrough	9	2	0	0	0	11	82
Total	31	10	6	1	2	50	62

Jersey number Tot. Total shooting 6m 6m (line) shooting 9m 9m shooting Wng Wing shooting FB Fastbreak sh. 7m 7m penalty sh.
Brk. Breakthrough sh. LD Long distance sh. As. Assists PC Pass clear chance E7 Earned 7m pen. TF Technical faults St. Steals
2m 2m punishments C7. Committed 7m E2 Earned 2m pun. YC. Yellow cards R/B Red/Blue cards Blk. Blocks S Starting Line-up



IHF Women's Youth (18) World Championship

North Macedonia (Skopje)

Group D, 1. round



Match Team Statistics

Match No. 7

Croatia 31 - 33 Egypt

(11 - 15) (20 - 18)

30.7.2022. 10:30

Attendance: 47

Sport Centre Jane Sandanski

Referees: Khasan Ismoilov (UZB) / Khasan Ismoilov (UZB)

Egypt

#	Surname and name	S	Goals / shots							Attack					Def.			Penalties				TP				
			Tot.	%	9m	6m	Wing	7m	FB	Brk.	LD	As.	PC	E7	E2	TF	St.	C7	Blk	YC	2m		R	B		
1	ASHRAF ABDELGANY Lubna	S																								14:57
5	ELHAMY KHALIL Nancy																									
6	AHMED ABORAS Jude		4/6	67	0/1																					15:40
8	OMAR IBRAHIM Mariam	S	11/15	73	1/2			3/4	4/4	1/2	2/3															52:08
11	OSAMA ABDALLA Lojin		1/3	33	0/1						1/2															5:16
13	ADEL ELHENAWY Mentallah		3/4	75		1/1	1/1			0/1	1/1															30:00
14	HATEM SALAMA Kenzy	S	2/3	67				1/2			1/1															46:18
25	AHMED MOHAMED Malak	S	0/1	0	0/1																					29:56
28	TAREK ABDELRAHMAN Nadein		2/2	100	1/1			1/1																		12:39
33	WALID SAYED Yathreb																									15:55
44	KAMEL GADALLAH Touka	S	3/5	60	1/2						2/3															43:22
55	AHMED ABDELFAHAT Nawal		3/7	43	2/4						1/3															20:20
89	MAHMOUD ORABY Fatma	S	2/2	100		2/2																				60:00
91	MAHMOUD ELSHEREF Shrouk																									2:27
98	WAEEL SAYED Gihad																									25:05
99	SALAHELDIN ABDELKADER Jana	S	2/2	100						2/2																45:57
	Team / bench																									
	UKUPNO		33/50	66	5/12	3/3	6/8	4/4	3/5	12/18	0/0															

#	Surname and name	Saves / shots							LD	
		Tot.	%	9m	6m	Wing	7m	FB		Brk.
1	ASHRAF ABDELGANY Lubna	5/21	24	3/5	1/5	0/2	0/2	0/1	1/6	
33	WALID SAYED Yathreb									
98	WAEEL SAYED Gihad	5/20	25	2/8	0/2	1/2		1/3	1/5	
	TOTAL	10/41	24	5/13	1/7	1/4	0/2	3/4	2/11	0/0

Coach: Mohamed Ahmed Farghaly

Number of attacks: 57, Efficiency: 58%, Average Duration: 34.56 seconds

Attack by type of defense

	Shots	9m	6m	Wing	TF	E7	E2
On def. 6-0	26/41	5/12	3/3	6/8	12	4	4
Fastbreak	3/5				0	0	0

Defense by type

	Total	9m	6m	Wing	Stl.	C7	2m
Def. 6-0	16/27	5/13	4/4	1/3	2	2	2
Def. 5-1	10/16	3/7	2/3	2/2	3	1	1
Fastbreak	3/4				0	0	0

Attack with superiority / minority / goalkeeper out

	Attack				Reaction		
	Att.	Eff.	Shots	TF	FB	LD	Tot.
6 on 6	45	49%	22/34	11			
5 on 6	2	100%	2/2	0			
6 on 5	10	90%	9/9	1			

Player superiority / GK out counted at the end of attack (in case it changes during attack)

Defense with superiority / minority / goalkeeper out

	Attack				Reaction		
	Att.	Eff.	Shots	TF	FB	LD	Tot.
6 on 6	45	56%	25/37	8			
6 on 5	5	60%	3/5	0			
5 on 6	9	33%	3/4	5			

Numbers show attacking numbers of opponent. Lower efficiency of opponent means better defense of this team

Jersey number Tot. Total shooting 6m 6m (line) shooting 9m 9m shooting Wng Wing shooting FB Fastbreak sh. 7m 7m penalty sh.
 Brk. Breakthrough sh. LD Long distance sh. As. Assists PC Pass clear chance E7 Earned 7m pen. TF Technical faults St. Steals
 2m 2m punishments C7. Committed 7m E2 Earned 2m pun. YC. Yellow cards R/B Red/Blue cards Blk. Blocks S Starting Line-up



IHF Women's Youth (18) World Championship

North Macedonia (Skopje)

Group D, 1. round



Match Team Statistics

Match No. 7

Croatia 31 - 33 Egypt

(11 - 15) (20 - 18)

30.7.2022. 10:30

Attendance: 47

Sport Centre Jane Sandanski

Referees: Khasan Ismoilov (UZB) / Khasan Ismoilov (UZB)

Shot distribution by player

5 N. Elhamy Khalil

6 J. Ahmed Aboras

0/1		
1/1		2/2
		1/2

8 M. Omar Ibrahim

		2/2
1/1	1/1	1/1
2/3	1/1	3/5

1 post

11 L. Osama Abdalla

		0/1
		1/2

13 M. Adel Elhenawy

1/1		1/2
1/1		

14 K. Hatem Salama

1/1		
1/1		

0/1 lob

25 M. Ahmed Mohamed

1 block

28 N. Tarek Abdelrahman

2/2		

44 T. Kamel Gadallah

		1/1
		1/2
1/1		

1 block

55 N. Ahmed Abdelfattah

1/1		1/2
1/2		

1 post 1 miss.

89 F. Mahmoud Oraby

1/1		1/1

91 S. Mahmoud Elsheref

99 J. Salaheldin Abdelkader

		1/1

1/1 lob

TOTAL

5/6		6/9
4/5	1/1	4/5
5/6	1/1	6/10

2 post 1 miss. 2 block 1/2 lob

Saves distribution goalkeepers

1 L. Ashraf Abdelgany

1/5		1/6
1/2		2/4
		0/2

33 Y. Walid Sayed

98 G. Wael Sayed

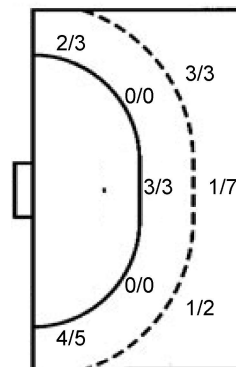
0/1	1/1	1/5
	0/1	1/4
0/3		1/3

TOTAL

1/6	1/1	2/11
1/2	0/1	3/8
0/3		1/5

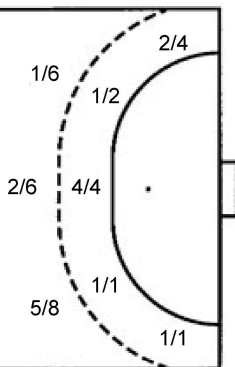
Shots by position

ATTACK



7m penalties 4/4
Fastbreak 3/5
Breakthrough 12/18
Long dist. 0/0

DEFENSE



7m penalties 2/3
Fastbreak 3/4
Breakthrough 9/11
Long dist. 0/1

Shooting statistics

Position	Goals	Sav.	Miss.	Post	Blk.	Total	%
Back (9m)	5	3	1	1	2	12	42
Line (6m)	3	0	0	0	0	3	100
Wing	6	2	0	0	0	8	75
7m penalties	4	0	0	0	0	4	100
Fastbreak	3	2	0	0	0	5	60
Breakthrough	12	5	0	1	0	18	67
Total	33	12	1	2	2	50	66

Jersey number Tot. Total shooting 6m 6m (line) shooting 9m 9m shooting Wng Wing shooting FB Fastbreak sh. 7m 7m penalty sh.
Brk. Breakthrough sh. LD Long distance sh. As. Assists PC Pass clear chance E7 Earned 7m pen. TF Technical faults St. Steals
2m 2m punishments C7. Committed 7m E2 Earned 2m pun. YC. Yellow cards R/B Red/Blue cards Blk. Blocks S Starting Line-up

Handball statistics and livescore by Toma-soft ltd (www.toma-soft.hr)



IHF Women's Youth (18) World Championship

North Macedonia (Skopje)

Group D, 1. round



Match Team Statistics

Match No. 7

Croatia 31 - 33 Egypt

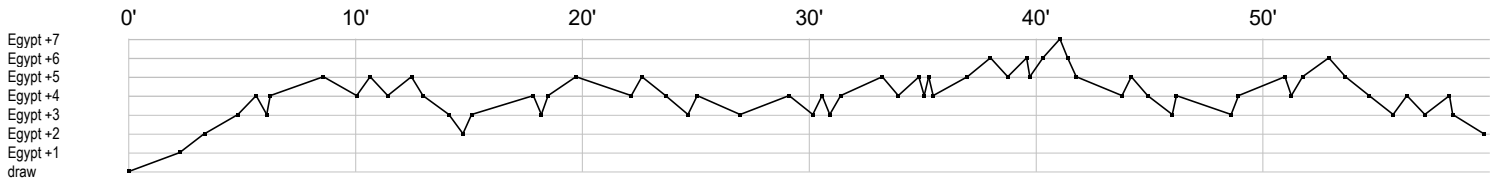
(11 - 15) (20 - 18)

30.7.2022. 10:30

Attendance: 47

Sport Centre Jane Sandanski

Referees: Khasan Ismoilov (UZB) / Khasan Ismoilov (UZB)



Croatia

1	Novosel E		s	r	r	sr		rr	r		s	r		r	ss		sr		r	r	s	r		rr	r	sr		r	r		r	s	r		r		
2	Marić K																																				
4	Perić L																																				
5	Zrilić I																																				
7	Balaško E																																				
8	Kosovac K																																				
10	Bule I																																				
11	Marendić S																																				
14	Balent A																																				
17	Wurth T																																				
21	Sikaček M																																				
22	Zetović L																																				
23	Žagar A																																				
25	Strugar L																																				
33	Grgošević M																																				
34	Lujčić M																																				

Egypt

1	Ashraf																																					
5	Elhamy Khalil																																					
6	Ahmed																																					
8	Omar Ibrahim																																					
11	Osama																																					
13	Adel																																					
14	Hatem																																					
25	Ahmed																																					
28	Tarek																																					
33	Walid Sayed																																					
44	Kamel																																					
55	Ahmed																																					
89	Mahmoud																																					
91	Mahmoud																																					
98	Wael Sayed																																					
99	Salaheldin																																					

In game	g Goal scored	f Missed shot	a Assist	t Technical faults	b Steal
2 2min suspension	e Earned 7m	c Committed 7m	y Yellow card	r Red Card	k Blue card
i Earned 2min.	x Block	4 4min suspension	p Pass for clear chance	s Saved shot	r Received goal