IHF Women's Youth (18) World Championship

North Macedonia (Skopje)

Group H, 1. round

Match Team Statistics

Match No. 2

France 31 - 28 Spain

(16 - 14) (15 - 14)

30.7.2022. 12:30

Attendance: 100

Sport Centre Boris Trajkovski

Referees: Davor Loncar (CRO) / Zoran Loncar (CRO)

France

Players			Goals / shots									Attack					Def.			Penalties				TP
#	Surname and name	S	Tot.	%	9m	6m	Wing	7m	FB	Brk.	LD	As.	PC	E7	E2	TF	St.	C7	Blk	YC	2m	R	B	
1	LAZZARI Emma																							5:54
3	RANGIER Marylou																							
5	ERRARD Manon	S	1/6	17			1/5			0/1		1			1		1	1			1			46:51
6	KARAMOKO Fatou	S																		1	2			22:48
7	LELONG Romane		2/5	40	0/1		1/3			1/1														10:39
12	LEHUALT-PARC Romane	S																						21:26
13	GOLVET Delia																							7:38
14	DURY Nina	S	4/5	80			2/3		2/2						1	2		1		1	1			55:17
15	BROQUAIRE Carla		1/1	100		1/1										1		1	1					15:44
16	WANDA Shana															1								30:16
17	SISSOKO Assa		1/4	25	0/1				1/1	0/2		1						1						15:43
18	PERRET Nina		4/6	67				3/3		1/3		1	3	1		8								36:30
20	NIKINDANDA Clemence	S	3/3	100		2/2				1/1				2	2	2		1	1					45:39
21	BORG Enola	S	5/9	56	2/5					3/4		1	1		1	1	1							42:16
23	LOUVEAU Juliette																							8:33
24	BORG Lylou	S	10/10	100				3/3	1/1	6/6		4	3	3	1	1	1	3			1			54:46
	Team / bench																							
	UKUPNO		31/49	63	2/7	3/3	4/11	6/6	4/4	12/18	0/0	8	7	6	6	16	3	8	2	2	5	0	0	

Goalkeepers		Saves / shots								
#.	Surname and name	Tot.	%	9m	6m	Wing	7m	FB	Brk.	LD
1	LAZZARI Emma	1/1	100				1/1			
12	LEHUALT-PARC Romane	2/10	20	0/1		0/4	0/1		2/4	
16	WANDA Shana	6/26	23	2/4	1/4	2/6	0/4	0/1	1/7	
	TOTAL	9/37	24	2/5	1/4	2/10	1/6	0/1	3/11	0/0

Coach: **Olivier De Lafuente**

Number of attacks: 63, Efficiency: 49%, Average Duration: 27.60 seconds

Attack by type of defense

	Shots	9m	6m	Wing	TF	E7	E2
On def. 6-0	13/25	2/7	2/2	3/7	13	6	5
On def. 5-1	7/13	0/0	0/0	1/4	3	0	1
On def. press.	1/1	0/0	1/1	0/0	0	0	0
Fastbreak	4/4				0	0	0

Defense by type

	Total	9m	6m	Wing	Stl.	C7	2m
Def. 6-0	22/39	3/11	3/4	8/12	3	8	5
Fastbreak	1/1				0	0	0

Attack with superiority / minority / goalkeeper out

	Attack				Reaction		
	Att.	Eff.	Shots	TF	FB	LD	Tot.
7 on 6 (GK out)	1	0%	0/0	1	0/0	0/0	0/0
6 on 6 (GK out)	6	33%	2/4	2	0/0	0/0	0/0
6 on 6	40	50%	20/31	9			
6 on 5	13	62%	8/9	4			
5 on 6	3	33%	1/3	0			

Player superiority / GK out counted at the end of attack (in case it changes during attack)

Defense with superiority / minority / goalkeeper out

	Attack				Reaction		
	Att.	Eff.	Shots	TF	FB	LD	Tot.
7 on 6 (GK out)	1	100%	1/1	0	0/0	0/0	0/0
6 on 6 (GK out)	6	33%	2/3	3	0/0	0/0	0/0
6 on 6	39	44%	17/26	13			
5 on 6	6	17%	1/5	1			
6 on 5	11	64%	7/10	1			

Numbers show attacking numbers of oponnent. Lower efficiency of oponnent means better defense of this team

#	Jersey number	**Tot.**	Total shooting	**6m**	6m (line) shooting	**9m**	9m shooting	**Wng**	Wing shooting	**FB**	Fastbreak sh.	**7m**	7m penalty sh.
Brk.	Breakthrough sh.	**LD**	Long distance sh.	**As.**	Assists	**PC**	Pass clear chance	**E7**	Eearned 7m pen.	**TF**	Technical faults	**St.**	Steals
2m	2m punishments	**C7.**	Commited 7m	**E2**	Eearned 2m pun.	**YC.**	Yellow cards	**R/B**	Red/Blue cards	**Blk.**	Blocks	**S**	Starting Line-up

IHF Women's Youth (18) World Championship

North Macedonia (Skopje)

Group H, 1. round

Match Team Statistics

Match No. 2

France 31 - 28 Spain

(16 - 14) (15 - 14)

30.7.2022. 12:30

Attendance: 100

Sport Centre Boris Trajkovski

Referees: Davor Loncar (CRO) / Zoran Loncar (CRO)

Shot distribution by player

3 M. Rangier		

5 M. Errard		
1/1	0/1	
		0/1

3 miss.

6 F. Karamoko		

7 R. Lelong		
1/1		
1/1		

1 post 1 block 0/1 lob

13 D. Golvet		

14 N. Dury		
2/2		1/1
		1/1

1 post

15 C. Broquaire		
		1/1

17 A. Sissoko		
	0/2	
	1/1	

1 miss.

18 N. Perret		
		1/1
1/1		
1/1		1/1

2 post

20 C. Nikindanda		
		1/1
		1/1

1/1 lob

21 E. Borg		
1/1		1/1
1/1		2/2

1 post 3 miss.

23 J. Louveau		

24 L. Borg		
4/4		2/2
2/2		1/1
		1/1

TOTAL		
9/9	0/1	6/6
5/5	0/2	5/6
1/1	1/1	3/3

5 post 7 miss. 1 block 1/2 lob

Saves distribution goalkeepers

1 E. Lazzari		
1/1		

12 R. Lehualt-Parc		
0/2	0/1	1/3
0/1		1/2
0/1		

16 S. Wanda		
1/2	1/2	0/3
1/3	2/2	1/4
0/3		0/4

TOTAL		
1/4	1/3	1/6
2/5	2/2	2/6
0/4		0/4

Shots by position

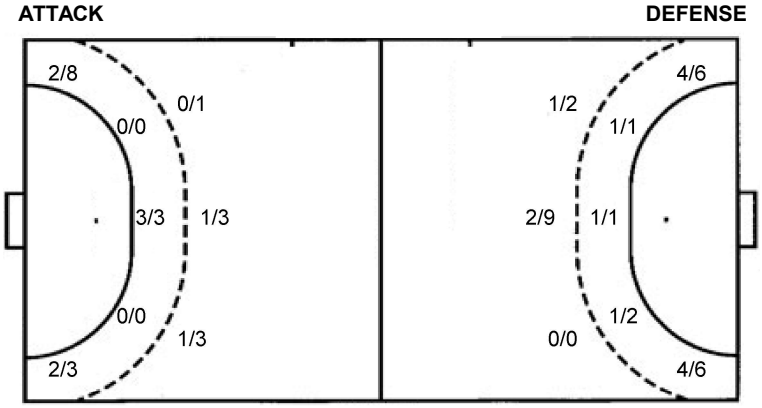

7m penalties	6/6	7m penalties	5/8
Fastbreak	4/4	Fastbreak	1/1
Breakthrough	12/18	Breakthrough	8/12
Long dist.	0/0	Long dist.	0/0

Shooting statistics

Position	Goals	Sav.	Miss.	Post	Blk.	Total	%
Back (9m)	2	0	3	1	1	7	29
Line (6m)	3	0	0	0	0	3	100
Wing	4	2	3	2	0	11	36
7m penalties	6	0	0	0	0	6	100
Fastbreak	4	0	0	0	0	4	100
Breakthrough	12	3	1	2	0	18	67
Total	**31**	**5**	**7**	**5**	**1**	**49**	**63**

#	Jersey number	**Tot.**	Total shooting	**6m**	6m (line) shooting	**9m**	9m shooting	**Wng**	Wing shooting	**FB**	Fastbreak sh.	**7m**	7m penalty sh.
Brk.	Breakthrough sh.	**LD**	Long distance sh.	**As.**	Assists	**PC**	Pass clear chance	**E7**	Earned 7m pen.	**TF**	Technical faults	**St.**	Steals
2m	2m punishments	**C7.**	Commited 7m	**E2**	Earned 2m pun.	**YC.**	Yellow cards	**R/B**	Red/Blue cards	**Blk.**	Blocks	**S**	Starting Line-up

IHF Women's Youth (18) World Championship

North Macedonia (Skopje)

Group H, 1. round

Match Team Statistics

Match No. 2

France 31 - 28 Spain

(16 - 14) (15 - 14)

30.7.2022. 12:30

Attendance: 100

Sport Centre Boris Trajkovski

Referees: Davor Loncar (CRO) / Zoran Loncar (CRO)

Spain

Players			Goals / shots									Attack					Def.			Penalties				TP
#	Surname and name	S	Tot.	%	9m	6m	Wing	7m	FB	Brk.	LD	As.	PC	E7	E2	TF	St.	C7	Blk	YC	2m	R	B	
1	SUAREZ SANCHEZ Andrea																							25:30
2	TCHAPTCHET DJUISSIE Lyndie	S	2/2	100		1/1			1/1					2	1			1			1			47:38
3	ARROYO PIMIENTA Carmen		6/11	55	2/5	0/1				4/5		3		1	1	3					2			19:28
4	RUBIO WITTICH Vanesa																							
5	PEREZ BARTOLOME Paula																	1			1			20:31
6	BENITEZ NARVAEZ Blanca	S	1/3	33	0/1			1/2				8	2	2	1	8								37:38
7	SOMAZA BOSCH Ester	S	5/10	50	1/5			2/2		2/3		1		2	1	2		1						53:02
8	POLES OLUCHA Eider		3/5	60		1/1		1/2		1/2		1	2		1	2	1				1			49:05
9	TORT NET Alba																							1:59
10	LAGUNA ARANDA Lucia	S	3/5	60			3/5						1	1										34:29
11	MORENTIN ALIAGA Uxue		0/1	0			0/1																	13:52
12	MINGUEZ GARCIA Sabina	S																						18:56
13	MARTIN-BURO SANCHEZ Esther	S	1/2	50						1/2			1			3		2			1			31:02
15	MANTEROLA LEUNDA Ugazi	S	6/8	75		1/1	4/5	1/2																43:34
16	GARATE AQUIZU Miren		1/1	100			1/1											1						23:16
17	COBO VILLANUEVA Maria																							
	Team / bench																							
	UKUPNO		28/48	58	3/11	3/4	8/12	5/8	1/1	8/12	0/0	13	6	8	5	18	1	6	0	0	6	0	0	

Goalkeepers		Saves / shots								
#.	Surname and name	Tot.	%	9m	6m	Wing	7m	FB	Brk.	LD
1	SUAREZ SANCHEZ Andrea	2/13	15	0/1	0/1	1/2	0/2	0/1	1/6	
12	MINGUEZ GARCIA Sabina	3/23	13	0/1	0/2	1/4	0/4	0/3	2/9	
	TOTAL	5/36	14	0/2	0/3	2/6	0/6	0/4	3/15	0/0

Coach: **Pablo Perea Villena**

Number of attacks: 63, Efficiency: 44%, Average Duration: 30.51 seconds

Attack by type of defense

	Shots	9m	6m	Wing	TF	E7	E2
On def. 6-0	22/39	3/11	3/4	8/12	18	8	5
Fastbreak	1/1				0	0	0

Defense by type

	Total	9m	6m	Wing	Stl.	C7	2m
Def. 6-0	13/25	2/7	2/2	3/7	1	6	5
Def. 5-1	7/13	0/0	0/0	1/4	0	0	1
Def. press.	1/1	0/0	1/1	0/0	0	0	0
Fastbreak	4/4				0	0	0

Attack with superiority / minority / goalkeeper out

	Attack				Reaction		
	Att.	Eff.	Shots	TF	FB	LD	Tot.
7 on 6 (GK out)	1	100%	1/1	0	0/0	0/0	0/0
6 on 6 (GK out)	6	33%	2/3	3	0/0	0/0	0/0
6 on 6	39	44%	17/26	13			
5 on 6	6	17%	1/5	1			
6 on 5	11	64%	7/10	1			

Player superiority / GK out counted at the end of attack (in case it changes during attack)

Defense with superiority / minority / goalkeeper out

	Attack				Reaction		
	Att.	Eff.	Shots	TF	FB	LD	Tot.
7 on 6 (GK out)	1	0%	0/0	1	0/0	0/0	0/0
6 on 6 (GK out)	6	33%	2/4	2	0/0	0/0	0/0
6 on 6	40	50%	20/31	9			
6 on 5	13	62%	8/9	4			
5 on 6	3	33%	1/3	0			

Numbers show attacking numbers of oponnent. Lower efficiency of oponnent means better defense of this team

#	Jersey number	**Tot.**	Total shooting	**6m**	6m (line) shooting	**9m**	9m shooting	**Wng**	Wing shooting	**FB**	Fastbreak sh.	**7m**	7m penalty sh.
Brk.	Breakthrough sh.	**LD**	Long distance sh.	**As.**	Assists	**PC**	Pass clear chance	**E7**	Eearned 7m pen.	**TF**	Technical faults	**St.**	Steals
2m	2m punishments	**C7.**	Commited 7m	**E2**	Eearned 2m pun.	**YC.**	Yellow cards	**R/B**	Red/Blue cards	**Blk.**	Blocks	**S**	Starting Line-up

IHF Women's Youth (18) World Championship

North Macedonia (Skopje)

Group H, 1. round

Match Team Statistics

Match No. 2

France 31 - 28 Spain

(16 - 14) (15 - 14)

30.7.2022. 12:30

Attendance: 100

Sport Centre Boris Trajkovski

Referees: Davor Loncar (CRO) / Zoran Loncar (CRO)

Shot distribution by player

2 L. Tchaptchet Djuissie

		2/2

3 C. Arroyo Pimienta

	1/2	1/1
0/1		1/2
		1/1

1 post 1 block 2/2 lob

4 V. Rubio Wittich

5 P. Perez Bartolome

6 B. Benitez Narvaez

1/1		

2 miss.

7 E. Somaza Bosch

	1/1	1/1
1/1	0/1	2/2

1 post 2 miss. 1 block

8 E. Poles Olucha

		0/1
0/1		1/1
1/1		1/1

9 A. Tort Net

10 L. Laguna Aranda

0/1		3/3

1 post

11 U. Morentin Aliaga

1 miss.

13 E. Martin-Buro Sanchez

1/1		0/1

15 U. Manterola Leunda

2/2		
1/1	0/1	
3/3		

1 post

16 M. Garate Aquizu

1/1 lob

17 M. Cobo Villanueva

TOTAL

3/4	2/3	5/6
3/5	0/2	4/6
4/4		4/4

4 post 5 miss. 2 block 3/3 lob

Saves distribution goalkeepers

1 A. Suarez Sanchez

0/4	1/1	0/1
0/2		1/3
		0/1

12 S. Minguez Garcia

0/5		0/5
0/3	2/2	0/3
0/1	0/1	0/2

TOTAL

0/9	1/1	0/6
0/5	2/2	1/6
0/1	0/1	0/3

Shots by position

ATTACK

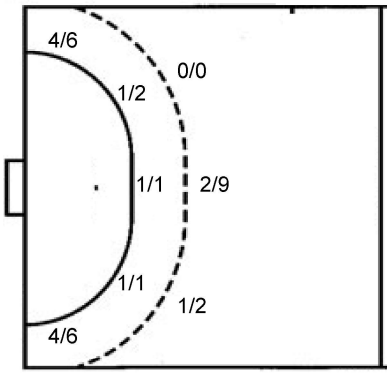

7m penalties	5/8
Fastbreak	1/1
Breakthrough	8/12
Long dist.	0/0

DEFENSE

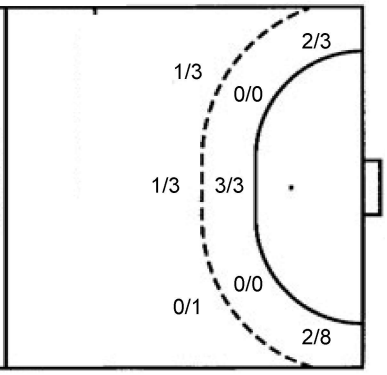

7m penalties	6/6
Fastbreak	4/4
Breakthrough	12/18
Long dist.	0/0

Shooting statistics

Position	Goals	Sav.	Miss.	Post	Blk.	Total	%
Back (9m)	3	2	3	1	2	11	27
Line (6m)	3	1	0	0	0	4	75
Wing	8	2	1	1	0	12	67
7m penalties	5	1	1	1	0	8	63
Fastbreak	1	0	0	0	0	1	100
Breakthrough	8	3	0	1	0	12	67
Total	**28**	**9**	**5**	**4**	**2**	**48**	**58**

#	Jersey number	**Tot.**	Total shooting	**6m**	6m (line) shooting	**9m**	9m shooting	**Wng**	Wing shooting	**FB**	Fastbreak sh.	**7m**	7m penalty sh.
Brk.	Breakthrough sh.	**LD**	Long distance sh.	**As.**	Assists	**PC**	Pass clear chance	**E7**	Eearned 7m pen.	**TF**	Technical faults	**St.**	Steals
2m	2m punishments	**C7.**	Commited 7m	**E2**	Eearned 2m pun.	**YC.**	Yellow cards	**R/B**	Red/Blue cards	**Blk.**	Blocks	**S**	Starting Line-up

IHF Women's Youth (18) World Championship

North Macedonia (Skopje)

Group H, 1. round

Match Team Statistics

Match No. 2

France 31 - 28 Spain

(16 - 14) (15 - 14)

30.7.2022. 12:30

Attendance: 100

Sport Centre Boris Trajkovski

Referees: Davor Loncar (CRO) / Zoran Loncar (CRO)

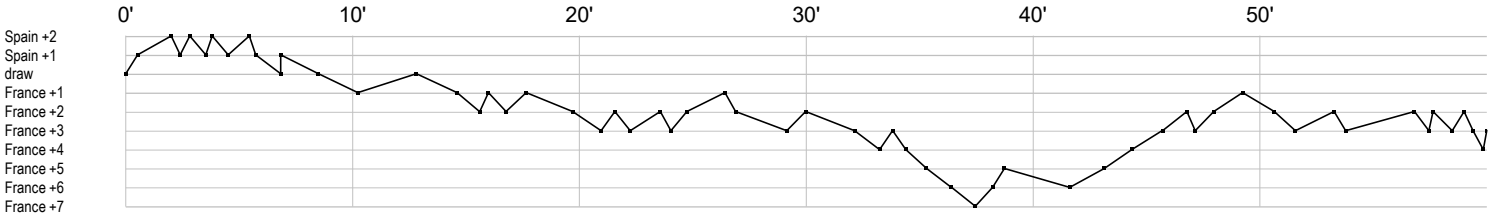

France



Spain

	In game	**g**	Goal scored	**f**	Missed shot	**a**	Assist	**t**	Technical faults	**b**	Steal
2	2min suspension	**e**	Eearned 7m	**c**	Commited 7m	**y**	Yellow card	**r**	Red Card	**k**	Blue card
i	Eearned 2min.	**x**	Block	**4**	4min suspension	**p**	Pass for clear chance	**s**	Saved shot	**r**	Received goal

Handball statistics and livescore by Toma-soft ltd (www.toma-soft.hr)