



North American and Caribbean Emerging Nations

Dominican Republic (Santo Domingo)

Placement Match 3-4



Match Team Statistics

Match No. 29

Puerto Rico 39 - 40 Dominican Republic

(13 - 15) (18 - 16) (OT1: 5 - 5) (OT2: 3 - 4)

14.4.2019. 18:00

Attendance:

Pabellon de Balonmano

Referees: Raymel Reyes (CUB) / Alexys Zuniga (CUB)

Puerto Rico

#	Surname and name	S	Goals / shots								Attack				Def.			Penalties			TP		
			Tot.	%	9m	6m	Wing	7m	FB	Brk.	LD	As.	E7	E2	TF	St.	C7	Blk	YC	2m		RC	BC
1	PADILLA FELICIANO Joehan Gabriel																						6:51
4	ORTIZ FERRER Christoper Jose		6/7	86		1/1	4/5			1/1					2		1						33:31
6	RIVERA LANZO Jovian	S	1/5	20	0/2		1/3										1						30:37
7	CASIANO RIVERA Ernest Timothy		0/1	0	0/1												1	1					19:12
8	NAZARIO SANTIAGO Jorge	S	11/15	73	3/6	1/1		3/4	1/1	3/3		5	1	1	1		1						73:26
9	RODRIGUEZ CEPEDA Pablo Javier	S	1/4	25	0/1		1/3						1		1				1				41:16
10	HIRALDO CEPEDA Hector Magdiel	S	9/16	56	1/3		1/3	3/4		4/6		4	1		2								66:12
12	ALAMO PABON Josue Armando																						
13	FRAGUADA DIAZ Luis Jomar																						
14	MONGE CARBALLO Pablo Andres												1				1	1		1			30:39
16	HERNANDEZ SENERIZ Luis Gerardo	S													1								79:32
20	VILLAFANE LAUREANO Kevin	S	6/9	67		4/7			1/1	1/1			1	2									68:53
22	BRITO BENITEZ Edwin	S	5/5	100		5/5							3	2	1		2	4	1				77:18
24	SAUNDERS FERRER Luis Gabriel		0/1	0						0/1		1			1								32:33
	Team / bench																						
	UKUPNO		39/63	62	4/13	7/7	11/21	6/8	3/3	8/11	0/0	10	8	5	9	0	5	7	2	2	0	0	

#	Surname and name	Saves / shots								
		Tot.	%	9m	6m	Wing	7m	FB	Brk.	LD
1	PADILLA FELICIANO Joehan Gabriel									
12	ALAMO PABON Josue Armando									
16	HERNANDEZ SENERIZ Luis Gerardo	9/49	18	1/14	1/3	3/13	0/5	0/1	4/13	
	TOTAL	9/49	18	1/14	1/3	3/13	0/5	0/1	4/13	0/0

Coach: Jalesky Garcia Padron

Number of attacks: 57, Efficiency: 68%, Average Duration: 48,2 seconds

Attack by type of defense

	Shots	9m	6m	Wing	TF	E7	E2
On def. 6-0	10/18	1/4	3/3	4/7	4	2	0
On def. 5-1	17/27	2/7	3/3	6/10	3	4	4
On def. 4-2	3/7	1/2	1/1	1/4	2	2	1
Fastbreak	3/3				0	0	0

Defense by type

	Total	9m	6m	Wing	Stl.	C7	2m
Def. 6-0	14/19	8/12	1/1	3/3	0	2	2
Def. 5-1	18/33	4/11	1/2	6/9	0	3	0
Def. 4-2	2/5	1/3	0/0	1/1	0	0	0
Fastbreak	1/2				0	0	0

Attack with goalkeeper out

	Attack				Reaction		
	Att.	Eff.	Shots	TF	FB	LD	Tot.
GK in	56	64%	36/58	9	1/2	0/0	1/2
GK in					/	/	0/0

GK out attack is counted if one part or whole attack was GK out

Defense with opponent goalkeeper out

	Attack				Reaction		
	Att.	Eff.	Shots	TF	FB	LD	Tot.
GK out (7 on 6)	2	0%	0/0	0	0/0	0/0	0/0
GK in	53	75%	40/63	5	3/3	0/0	3/3

Attack with player superiority/minority

	Attack				Reaction		
	Att.	Eff.	Shots	TF	FB	LD	Tot.
Superiority +1	7	100%	7/8	2	0/0	0/0	0/0
Normal	24	67%	16/25	4	1/2	0/0	1/2
Minority -1	2	0%	0/1	0	0/0	0/0	0/0

Player superiority counted at the end of attack (in case it changes during attack)

Defense with player superiority/minority

	Attack				Reaction		
	Att.	Eff.	Shots	TF	FB	LD	Tot.
Minority -1	2	150%	3/4	0	0/0	0/0	0/0
Normal	20	75%	15/27	2	1/1	0/0	1/1
Superiority +1	9	56%	5/7	1	0/0	0/0	0/0
Superiority +2	1	0%	0/0	0	0/0	0/0	0/0

Jersey number Tot. Total shooting 6m 6m (line) shooting 9m 9m shooting Wng Wing shooting FB Fastbreak sh. 7m 7m penalty sh.
 Brk. Breakthrough sh. LD Long distance sh. As. Assists E7 Earned 7m pen. TF Technical Faults St. Steals 2m 2m punishment sh.
 C7. Committed 7m E2 Earned 2m pun. YC. Yellow cards RC Red cards BC Blue cards Blk. Blocks S Starting Line-up



North American and Caribbean Emerging Nations

Dominican Republic (Santo Domingo)

Placement Match 3-4



Match Team Statistics

Match No. 29

Puerto Rico 39 - 40 Dominican Republic

(13 - 15) (18 - 16) (OT1: 5 - 5) (OT2: 3 - 4)

14.4.2019. 18:00

Attendance:

Pabellon de Balonmano

Referees: Raymel Reyes (CUB) / Alexys Zuniga (CUB)

Shot distribution by player

4 C. Ortiz Ferrer

0/1	1/1	1/1
1/1		
	1/1	1/1

1/1 lob

6 J. Rivera Lanzo

0/1		
1/2		

1 post 1 block

7 E. Casiano Rivera

0/1		

8 J. Nazario Santiago

3/3		2/3
1/1	4/4	1/2

1 miss. 1 block

9 P. Rodriguez Cepeda

0/2		
1/1		

1 miss.

10 H. Hiraldo Cepeda

1/1	0/1	1/3
1/1		2/2
2/2		2/2

1 post 1 miss. 1 block 0/1 lob

13 L. Fraguada Diaz

14 P. Monge Carballo

20 K. Villafane Laureano

	0/1	2/2
2/2		1/1
0/1		

1/2 lob

22 E. Brito Benitez

1/1		3/3
		1/1

24 L. Saunders Ferrer

1 miss.

TOTAL

5/9	1/3	9/12
5/6		3/3
4/6	5/5	5/6

2 post 4 miss. 3 block 2/4 lob

Saves distribution goalkeepers

1 J. Padilla Feliciano

12 J. Alamo Pabon

16 L. Hernandez Seneriz

0/5	0/1	4/18
2/4		1/4
1/12	1/1	0/2

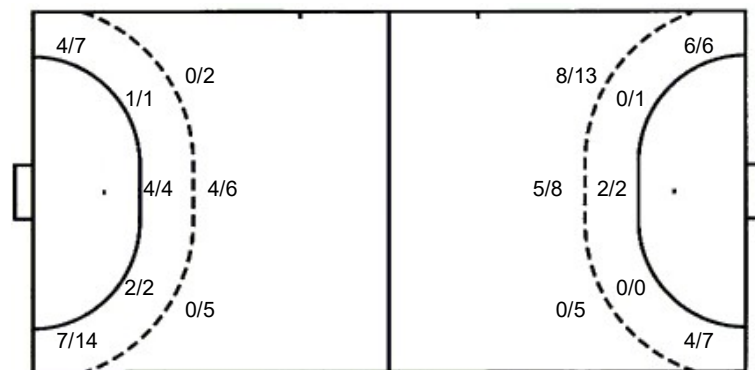
TOTAL

0/5	0/1	4/18
2/4		1/4
1/12	1/1	0/2

Shots by position

ATTACK

DEFENSE



7m penalties 6/8
Fastbreak 3/3
Breakthrough 8/11
Long dist. 0/0

7m penalties 5/5
Fastbreak 1/2
Breakthrough 9/15
Long dist. 0/0

Shooting statistics

Position	Goals	Sav.	Miss.	Post	Blk.	Total	%
Back (9m)	4	6	0	0	3	13	31
Line (6m)	7	0	0	0	0	7	100
Wing	11	8	1	1	0	21	52
7m penalties	6	1	1	0	0	8	75
Fastbreak	3	0	0	0	0	3	100
Breakthrough	8	0	2	1	0	11	73
Total	39	15	4	2	3	63	62

Jersey number Tot. Total shooting 6m 6m (line) shooting 9m 9m shooting Wng. Wing shooting FB Fastbreak sh. 7m 7m penalty sh.
Brk. Breakthrough sh. LD Long distance sh. As. Assists E7 Earned 7m pen. TF Technical Faults St. Steals 2m 2m punishments
C7. Committed 7m E2 Earned 2m pun. YC. Yellow cards RC Red cards BC Blue cards Blk. Blocks S Starting Line-up



North American and Caribbean Emerging Nations Dominican Republic (Santo Domingo)

Placement Match 3-4



Match Team Statistics

Puerto Rico 39 - 40 Dominican Republic

14.4.2019. 18:00

Match No. 29

(13 - 15) (18 - 16) (OT1: 5 - 5) (OT2: 3 - 4)

Attendance:

Pabellon de Balonmano

Referees: Raymel Reyes (CUB) / Alexys Zuniga (CUB)

Dominican Republic

#	Surname and name	S	Goals / shots								Attack				Def.			Penalties			TP			
			Tot.	%	9m	6m	Wing	7m	FB	Brk.	LD	As.	E7	E2	TF	St.	C7	Blk	YC	2m		RC	BC	
1	MONTERO FERNANDEZ Erick Saul	S																						8:09
2	MANZANILLO PARDONO Jorge Luis	S	6/8	75			4/6	2/2							1				3		1	1		78:40
4	DUVAN SOTO BODROZO Jorge	S	2/9	22	1/4		0/1		0/1	1/3				1		2								35:48
5	MALDONADO ALONSO Juan Banell																					1		6:54
7	LOPEZ MATEO Adonis De Jesus		1/1	100	1/1																	1		13:55
9	DIAZ RODRIGUEZ Geraldo Antonio	S	9/13	69	5/8			3/3		1/2				4				2						80:00
12	MERINO MONTILLA Heriberto																							62:19
13	SANTANA Samuel		1/1	100		1/1												1				2		42:27
14	LOPEZ PEREZ Luiggy																							15:44
18	ADAMES Franny												1											3:43
19	DE LA CRUZ DIAZ Francis Javier	S	9/9	100		5/5		1/1	3/3									1				1		77:32
20	RODRIGUEZ AURLA Daniel		2/3	67		2/3								1	2	2	1							39:18
22	DE LA ROSA VALENZADA Villibert Aixel	S												1		1	1	1	2			1		44:59
23	TEJEDA Luis Angel	S	10/20	50	6/13					4/7				3	2			1		1				50:32
Team / bench																								
UKUPNO			40/64	63	13/26	2/3	10/13	5/5	1/2	9/15	0/0	10	5	2	5	2	8	3	2	6	0	0		

Goalkeepers		Saves / shots								
#	Surname and name	Tot.	%	9m	6m	Wing	7m	FB	Brk.	LD
1	MONTERO FERNANDEZ Erick Saul	0/5	0	0/1		0/1	0/1	0/1	0/1	
12	MERINO MONTILLA Heriberto	15/49	31	6/9	0/7	8/18	1/6	0/2	0/7	
TOTAL		15/54	28	6/10	0/7	8/19	1/7	0/3	0/8	0/0

Coach: **Pablo Jacobo**

Number of attacks: 56, Efficiency: 71%, Average Duration: 36,6 seconds

Attack by type of defense

	Shots	9m	6m	Wing	TF	E7	E2
On def. 6-0	14/19	8/12	1/1	3/3	2	2	2
On def. 5-1	18/33	4/11	1/2	6/9	3	3	0
On def. 4-2	2/5	1/3	0/0	1/1	0	0	0
Fastbreak	1/2				0	0	0

Defense by type

	Total	9m	6m	Wing	Stl.	C7	2m
Def. 6-0	10/18	1/4	3/3	4/7	1	2	0
Def. 5-1	17/27	2/7	3/3	6/10	1	4	5
Def. 4-2	3/7	1/2	1/1	1/4	0	2	1
Fastbreak	3/3				0	0	0

Attack with goalkeeper out

	Attack				Reaction		
	Att.	Eff.	Shots	TF	FB	LD	Tot.
GK out (7 on 6)	2	0%	0/0	0	0/0	0/0	0/0
GK out pl. minority	1	0%	0/1	0	0/0	0/0	0/0
GK in	53	75%	40/63	5	3/3	0/0	3/3

GK out attack is counted if one part or whole attack was GK out

Attack with player superiority/minority

	Attack				Reaction		
	Att.	Eff.	Shots	TF	FB	LD	Tot.
Superiority +1	2	150%	3/4	0	0/0	0/0	0/0
Normal	20	75%	15/27	2	1/1	0/0	1/1
Minority -1	9	56%	5/7	1	0/0	0/0	0/0
Minority -2	1	0%	0/0	0	0/0	0/0	0/0

Player superiority counted at the end of attack (in case it changes during attack)

Defense with opponent goalkeeper out

	Attack				Reaction		
	Att.	Eff.	Shots	TF	FB	LD	Tot.
GK in	56	64%	36/58	9	1/2	0/0	1/2
GK in					/	/	0/0

Defense with player superiority/minority

	Attack				Reaction		
	Att.	Eff.	Shots	TF	FB	LD	Tot.
Minority -1	7	100%	7/8	2	0/0	0/0	0/0
Normal	24	67%	16/25	4	1/2	0/0	1/2
Superiority +1	2	0%	0/1	0	0/0	0/0	0/0

Jersey number Tot. Total shooting 6m 6m (line) shooting 9m 9m shooting Wng. Wing shooting FB Fastbreak sh. 7m 7m penalty sh.
 Brk. Breakthrough sh. LD Long distance sh. As. Assists E7 Earned 7m pen. TF Technical Faults St. Steals 2m 2m punishments
 C7. Committed 7m E2 Earned 2m pun. YC. Yellow cards RC Red cards BC Blue cards Blk. Blocks S Starting Line-up



North American and Caribbean Emerging Nations

Dominican Republic (Santo Domingo)

Placement Match 3-4



Match Team Statistics

Match No. 29

Puerto Rico 39 - 40 Dominican Republic

(13 - 15) (18 - 16) (OT1: 5 - 5) (OT2: 3 - 4)

14.4.2019. 18:00

Attendance:

Pabellon de Balonmano

Referees: Raymel Reyes (CUB) / Alexys Zuniga (CUB)

Shot distribution by player

1 E. Montero
Fernandez

2 J. Manzanillo
Pardono

1/1		0/1
0/1		2/2
2/2		1/1

4 J. Duvan Soto
Bodrozo

2/2		0/1
	0/1	

1 post 4 miss.

5 J. Maldonado
Alonso

7 A. Lopez Mateo

1/1		

9 G. Diaz Rodriguez

1/1		4/5
1/1		
3/3		

1 miss. 2 block

12 H. Merino Montilla

13 S. Santana

		1/1

14 L. Lopez Perez

18 F. Adames

19 F. De la Cruz Diaz

1/1		3/3
3/3		1/1

1/1 lob

20 D. Rodriguez Aurla

	1/1	1/1
		0/1

22 V. de la Rosa
Valenzada

23 L. Tejada

		6/7
1/2		
2/3		

2 post 5 block 1/1 lob

TOTAL

5/5	1/1	14/18
2/4		3/4
11/12	0/1	2/2

3 post 5 miss. 7 block 2/2 lob

Saves distribution goalkeepers

1 E. Montero
Fernandez

0/1		0/1
		0/2
	0/1	

12 H. Merino
Montilla

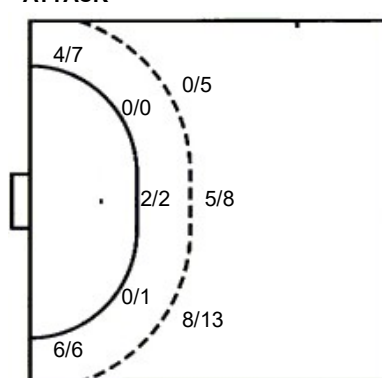
4/8	2/3	3/11
1/6		0/1
2/6	0/4	1/6

TOTAL

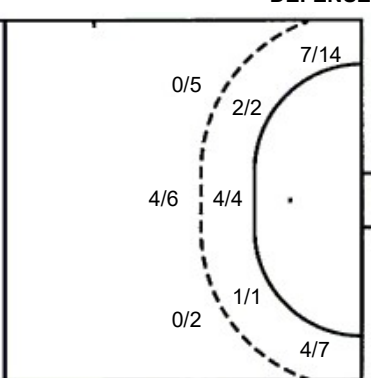
4/9	2/3	3/12
1/6		0/3
2/6	0/5	1/6

Shots by position

ATTACK



DEFENSE



7m penalties 5/5
Fastbreak 1/2
Breakthrough 9/15
Long dist. 0/0

7m penalties 6/8
Fastbreak 3/3
Breakthrough 8/11
Long dist. 0/0

Shooting statistics

Position	Goals	Sav.	Miss.	Post	Blk.	Total	%
Back (9m)	13	1	3	2	7	26	50
Line (6m)	2	1	0	0	0	3	67
Wing	10	3	0	0	0	13	77
7m penalties	5	0	0	0	0	5	100
Fastbreak	1	0	1	0	0	2	50
Breakthrough	9	4	1	1	0	15	60
Total	40	9	5	3	7	64	63

Jersey number Tot. Total shooting 6m 6m (line) shooting 9m 9m shooting Wng. Wing shooting FB Fastbreak sh. 7m 7m penalty sh.
Brk. Breakthrough sh. LD Long distance sh. As. Assists E7 Earned 7m pen. TF Technical Faults St. Steals 2m 2m punishments
C7. Committed 7m E2 Earned 2m pun. YC. Yellow cards RC Red cards BC Blue cards Blk. Blocks S Starting Line-up