



North American and Caribbean Emerging Nations

Dominican Republic (Santo Domingo)

Semifinal



Match Team Statistics

Match No. 24

Dominican Republic 39 - 41 United States of

America

(16 - 14) (13 - 15) (OT1: 5 - 5) (OT2: 5 - 7)

13.4.2019. 20:00

Attendance:

Pabellon de Balonmano

Referees: Agustin Conberse (ARG) / Santiago Correa (ARG)

Dominican Republic

Players		Goals / shots										Attack			Def.			Penalties			TP			
#	Surname and name	S	Tot.	%	9m	6m	Wing	7m	FB	Brk.	LD	As.	E7	E2	TF	St.	C7	Blk	YC	2m		RC	BC	
1	MONTERO FERNANDEZ Erick Saul	S																						70:02
2	MANZANILLO PARDONO Jorge Luis	S	8/12	67	0/1		6/7	2/3	0/1				1		1		1			1				79:52
4	DUVAN SOTO BODROZO Jorge	S	6/13	46	3/9				1/2	2/2		4				2	1							80:00
5	MALDONADO ALONSO Juan Banell																							
7	SANTANA Samuel																							1:26
9	DIAZ RODRIGUEZ Geraldo Antonio	S	4/10	40	0/4			0/1		4/5		3	1	1	4	1	1		1	1				69:47
12	MERINO MONTILLA Heriberto																1			2	1			5:01
13	LOPEZ MATEO Adonis De Jesus																							17:52
14	LOPEZ PEREZ Luiggy																							1:45
18	ADAMES Franny																							
19	DE LA CRUZ DIAZ Francis Javier	S	6/8	75			4/5			0/1	2/2	1	1	1	1		1							79:03
20	RODRIGUEZ AURLA Daniel	S	3/3	100		3/3							1	1	1									49:10
22	DE LA ROSA VALENZADA Villibert Aixel																1							30:46
23	TEJEDA Luis Angel	S	12/25	48	10/23					2/2		6		1	4	2								75:16
Team / bench															1									
UKUPNO			39/71	55	13/37	3/3	10/12	2/4	1/3	8/10	2/2	14	4	4	12	5	6	0	1	4	1	0		

Goalkeepers		Saves / shots								
#	Surname and name	Tot.	%	9m	6m	Wing	7m	FB	Brk.	LD
1	MONTERO FERNANDEZ Erick Saul	18/54	33	8/20	1/6	5/8	1/5	2/7	1/8	
12	MERINO MONTILLA Heriberto	0/5	0		0/1	0/1	0/1	0/1	0/1	
TOTAL		18/59	31	8/20	1/7	5/9	1/6	2/8	1/9	0/0

Coach: **Pablo Jacobo**

Number of attacks: 78, Efficiency: 50%, Average Duration: 38,2 seconds

Attack by type of defense

	Shots	9m	6m	Wing	TF	E7	E2
On def. 6-0	34/62	13/37	3/3	10/12	12	4	4
On def. 4-2	0/0	0/0	0/0	0/0	0	0	0
Fastbreak	1/3				0	0	0

Defense by type

	Total	9m	6m	Wing	Stl.	C7	2m
Def. 6-0	26/43	11/21	5/6	3/8	5	5	3
Def. 5-1	2/2	0/0	0/0	1/1	0	1	1
Def. 4-2	2/3	1/1	1/1	0/1	0	0	0
Fastbreak	6/8				0	0	0

Attack with goalkeeper out

	Attack				Reaction		
	Att.	Eff.	Shots	TF	FB	LD	Tot.
GK in	78	50%	39/71	12	6/8	0/0	6/8

GK out attack is counted if one part or whole attack was GK out

Attack with player superiority/minority

	Attack				Reaction		
	Att.	Eff.	Shots	TF	FB	LD	Tot.
Superiority +1	12	50%	6/10	0	0/0	0/0	0/0
Normal	49	51%	25/48	6	5/6	0/0	5/6
Minority -1	8	50%	4/6	3	0/1	0/0	0/1
Minority -2	1	0%	0/1	0	0/0	0/0	0/0

Player superiority counted at the end of attack (in case it changes during attack)

Defense with opponent goalkeeper out

	Attack				Reaction		
	Att.	Eff.	Shots	TF	FB	LD	Tot.
GK out (7 on 6)	5	40%	2/3	0	0/0	1/1	1/1
GK in	74	51%	38/58	18	1/3	1/1	2/4

Defense with player superiority/minority

	Attack				Reaction		
	Att.	Eff.	Shots	TF	FB	LD	Tot.
Minority -2	1	0%	0/0	1	0/0	0/0	0/0
Minority -1	12	33%	4/10	2	0/0	0/0	0/0
Normal	50	52%	26/37	12	0/1	2/2	2/3
Superiority +1	9	78%	7/8	1	1/2	0/0	1/2

Jersey number Tot. Total shooting 6m 6m (line) shooting 9m 9m shooting Wng Wing shooting FB Fastbreak sh. 7m 7m penalty sh.
 Brk. Breakthrough sh. LD Long distance sh. As. Assists E7 Earned 7m pen. TF Technical Faults St. Steals 2m 2m punishments
 C7. Committed 7m E2 Earned 2m pun. YC. Yellow cards RC Red cards BC Blue cards Blk. Blocks S Starting Line-up



North American and Caribbean Emerging Nations

Dominican Republic (Santo Domingo)

Semifinal



Match Team Statistics
Match No. 24

Dominican Republic 39 - 41 United States of America

(16 - 14) (13 - 15) (OT1: 5 - 5) (OT2: 5 - 7)

13.4.2019. 20:00

Attendance:

Pabellon de Balonmano

Referees: Agustin Conberse (ARG) / Santiago Correa (ARG)

Shot distribution by player

1 E. Montero Fernandez

2 J. Manzanillo Pardon

1/1		5/6
		1/1
0/2		1/1

0/1 lob

4 J. Duvan Soto Bodrozo

		1/1
1/4		2/2
1/4		1/1

1 miss.

5 J. Maldonado Alonso

7 S. Santana

9 G. Diaz Rodriguez

1/1	1/1	
0/4		
1/2		1/1

1 miss.

12 H. Merino Montilla

13 A. Lopez Mateo

14 L. Lopez Perez

18 F. Adames

19 F. De la Cruz Diaz

1/2		2/2
0/1		
		3/3

20 D. Rodriguez Aurla

1/1		1/1
1/1		

22 V. de la Rosa Valenzada

23 L. Tejada

1/2		3/3
0/2	0/1	0/1
3/6		5/6

2 post 1 miss. 1 block

TOTAL

5/7	1/1	12/13
2/12	0/1	3/4
5/14		11/12

2 post 3 miss. 1 block 0/1 lob

Saves distribution goalkeepers

1 E. Montero Fernandez

1/2	0/2	1/8
13/14	1/1	0/3
2/11	0/3	0/10

12 H. Merino Montilla

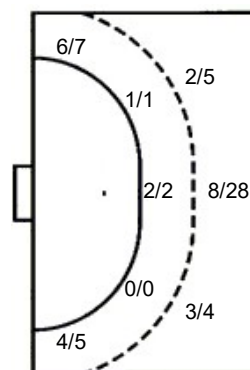
0/1		0/1
0/1		0/2

TOTAL

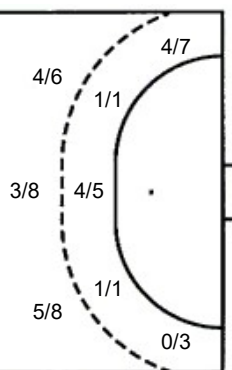
1/3	0/2	1/9
13/14	1/1	0/3
2/12	0/3	0/12

Shots by position

ATTACK



DEFENSE



7m penalties 2/4
Fastbreak 1/3
Breakthrough 8/10
Long dist. 2/2

7m penalties 5/6
Fastbreak 6/8
Breakthrough 8/9
Long dist. 0/0

Shooting statistics

Position	Goals	Sav.	Miss.	Post	Blk.	Total	%
Back (9m)	13	18	3	2	1	37	35
Line (6m)	3	0	0	0	0	3	100
Wing	10	2	0	0	0	12	83
7m penalties	2	2	0	0	0	4	50
Fastbreak	1	2	0	0	0	3	33
Breakthrough	8	2	0	0	0	10	80
Total	37	26	3	2	1	69	54

Jersey number Tot. Total shooting 6m 6m (line) shooting 9m 9m shooting Wng. Wing shooting FB Fastbreak sh. 7m 7m penalty sh.
Brk. Breakthrough sh. LD Long distance sh. As. Assists E7 Earned 7m pen. TF Technical Faults St. Steals 2m 2m punishments
C7. Committed 7m E2 Earned 2m pun. YC. Yellow cards RC Red cards BC Blue cards Blk. Blocks S Starting Line-up



North American and Caribbean Emerging Nations

Dominican Republic (Santo Domingo)

Semifinal



Match Team Statistics

Match No. 24

Dominican Republic 39 - 41 United States of America

(16 - 14) (13 - 15) (OT1: 5 - 5) (OT2: 5 - 7)

13.4.2019. 20:00

Attendance:

Pabellon de Balonmano

Referees: Agustin Conberse (ARG) / Santiago Correa (ARG)

United States of America

Players			Goals / shots								Attack				Def.			Penalties				TP		
#	Surname and name	S	Tot.	%	9m	6m	Wing	7m	FB	Brk.	LD	As.	E7	E2	TF	St.	C7	Blk	YC	2m	RC		BC	
2	MULLIGAN Patrick		0/3	0			0/3																	20:11
3	BEN Liberty																							
4	COBA Javier																							
6	LEE Michael		4/6	67			3/4		1/2						2									50:25
7	ZIMBER Sean		0/1	0			0/1								1		1							15:11
8	WHEATON Melvin																							
9	HINES Gary	S	17/19	89	5/6		1/2	5/5	3/3	3/3		3		1	3									80:00
10	FOFANA Aboubakar	S	7/12	58	6/10				1/1	0/1		2			3		1			2				73:28
14	HUETER Ian	S	3/7	43	1/5					2/2		4	3	3	6									80:00
16	FINCH Eric																							
17	BAUP Antoine	S	2/2	100		2/2																		21:14
18	HUETER Patrick	S	4/4	100		2/2			1/1	1/1			3		2			1		1				76:14
19	BINDERIS Alexander	S	4/8	50	0/1	2/3		0/1	0/1	2/2					1		2			1				75:24
20	SCHULTZE Hendrik	S										3												67:53
Team / bench																								
UKUPNO			41/62	66	12/22	6/7	4/10	5/6	6/8	8/9	0/0	12	6	4	18	0	4	1	0	4	0	0	0	

Goalkeepers		Saves / shots								
#	Surname and name	Tot.	%	9m	6m	Wing	7m	FB	Brk.	LD
16	FINCH Eric									
20	SCHULTZE Hendrik	26/65	40	18/31	0/3	2/12	2/4	2/3	2/10	0/2
TOTAL		26/65	40	18/31	0/3	2/12	2/4	4/3	2/10	0/2

Coach: Robert Hedin

Number of attacks: 80, Efficiency: 51%, Average Duration: 22,8 seconds

Attack by type of defense

	Shots	9m	6m	Wing	TF	E7	E2
On def. 6-0	26/43	11/21	5/6	3/8	17	5	3
On def. 5-1	2/2	0/0	0/0	1/1	1	1	1
On def. 4-2	2/3	1/1	1/1	0/1	0	0	0
Fastbreak	6/8				0	0	0

Defense by type

	Total	9m	6m	Wing	Stl.	C7	2m
Def. 6-0	34/62	13/37	3/3	10/12	0	4	4
Def. 4-2	0/0	0/0	0/0	0/0	0	0	0
Fastbreak	1/3				0	0	0

Attack with goalkeeper out

	Attack				Reaction		
	Att.	Eff.	Shots	TF	FB	LD	Tot.
GK out (7 on 6)	5	40%	2/3	0	0/0	1/1	1/1
GK out pl. minority	1	100%	1/1	0	0/0	0/0	0/0
GK in	74	51%	38/58	18	1/3	1/1	2/4

GK out attack is counted if one part or whole attack was GK out

Attack with player superiority/minority

	Attack				Reaction		
	Att.	Eff.	Shots	TF	FB	LD	Tot.
Superiority +2	1	0%	0/0	1	0/0	0/0	0/0
Superiority +1	12	33%	4/10	2	0/0	0/0	0/0
Normal	50	52%	26/37	12	0/1	2/2	2/3
Minority -1	9	78%	7/8	1	1/2	0/0	1/2

Player superiority counted at the end of attack (in case it changes during attack)

Defense with opponent goalkeeper out

	Attack				Reaction		
	Att.	Eff.	Shots	TF	FB	LD	Tot.
GK in	78	50%	39/71	12	6/8	0/0	6/8

Defense with player superiority/minority

	Attack				Reaction		
	Att.	Eff.	Shots	TF	FB	LD	Tot.
Minority -1	12	50%	6/10	0	0/0	0/0	0/0
Normal	49	51%	25/48	6	5/6	0/0	5/6
Superiority +1	8	50%	4/6	3	0/1	0/0	0/1
Superiority +2	1	0%	0/1	0	0/0	0/0	0/0

Jersey number Tot. Total shooting 6m 6m (line) shooting 9m 9m shooting Wng. Wing shooting FB Fastbreak sh. 7m 7m penalty sh.
 Brk. Breakthrough sh. LD Long distance sh. As. Assists E7 Earned 7m pen. TF Technical Faults St. Steals 2m 2m punishments
 C7. Committed 7m E2 Earned 2m pun. YC. Yellow cards RC Red cards BC Blue cards Blk. Blocks S Starting Line-up



North American and Caribbean Emerging Nations Dominican Republic (Santo Domingo) Semifinal



Match Team Statistics
Match No. 24

Dominican Republic 39 - 41 United States of America

13.4.2019. 20:00
Attendance:
Pabellon de Balonmano

(16 - 14) (13 - 15) (OT1: 5 - 5) (OT2: 5 - 7)

Referees: Agustin Conberse (ARG) / Santiago Correa (ARG)

Shot distribution by player

2 P. Mulligan

0/1		0/1
0/1		

3 L. Ben

4 J. Coba

6 M. Lee

		2/2
0/1		
1/1		1/1

1 post

7 S. Zimber

0/1		

8 M. Wheaton

9 G. Hines

	2/2	1/1
0/2		1/1
5/5	1/1	7/7

10 A. Fofana

		1/1
1/5	0/1	1/1
	2/2	2/2

14 I. Hueter

1/1		
0/2		
2/2		

1 post 1 miss.

17 A. Baup

2/2		

18 P. Hueter

1/1		2/2
		1/1

19 A. Binderis

		2/2
0/2		
0/2		2/2

TOTAL

2/3	2/2	8/9
1/14	0/1	3/3
10/12	3/3	12/12

2 post 1 miss.

Saves distribution goalkeepers

16 E. Finch

20 H. Schultze

2/7	0/1	1/13
10/12	1/1	1/4
9/14		1/12

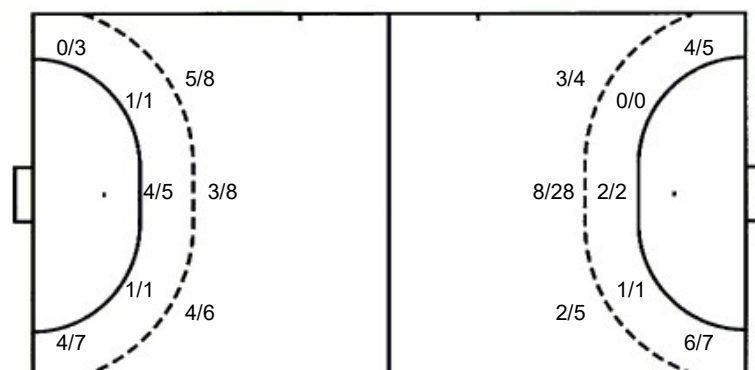
TOTAL

2/7	0/1	1/13
10/12	1/1	1/4
9/14		1/12

Shots by position

ATTACK

DEFENSE



7m penalties 5/6
Fastbreak 6/8
Breakthrough 8/9
Long dist. 0/0

7m penalties 2/4
Fastbreak 1/3
Breakthrough 8/10
Long dist. 2/2

Shooting statistics

Position	Goals	Sav.	Miss.	Post	Blk.	Total	%
Back (9m)	12	8	1	1	0	22	55
Line (6m)	6	1	0	0	0	7	86
Wing	4	5	0	1	0	10	40
7m penalties	5	1	0	0	0	6	83
Fastbreak	6	2	0	0	0	8	75
Breakthrough	8	1	0	0	0	9	89
Total	41	18	1	2	0	62	66

Jersey number Tot. Total shooting 6m 6m (line) shooting 9m 9m shooting Wng. Wing shooting FB Fastbreak sh. 7m 7m penalty sh.
Brk. Breakthrough sh. LD Long distance sh. As. Assists E7 Earned 7m pen. TF Technical Faults St. Steals 2m 2m punishments
C7. Committed 7m E2 Earned 2m pun. YC. Yellow cards RC Red cards BC Blue cards Blk. Blocks S Starting Line-up