



North American and Caribbean Emerging Nations

Dominican Republic (Santo Domingo)

Placement Round P



Match Team Statistics

Trinidad Tobago 44 - 23 Barbados

11.4.2019. 12:00

Match No. 14

(21 - 15) (23 - 8)

Attendance:

Pabellon de Balonmano

Referees: Juan Coba (MEX) / Omar Osalde (MEX)

Trinidad Tobago

Players		Goals / shots										Attack				Def.			Penalties			TP		
#	Surname and name	S	Tot.	%	9m	6m	Wing	7m	FB	Brk.	LD	As.	E7	E2	TF	St.	C7	Blk	YC	2m	RC	BC		
1	WALKER Mikail		4/9	44		1/2	3/5		0/2							2								38:36
3	PHILLIP Christoff		5/9	56	2/4					3/5				1	1	1		1			1			54:02
5	WYLIE Kareem		2/2	100		1/1	1/1																	10:17
6	KING Joshua	S	4/5	80						4/5		5			4	1								44:13
8	MARCANO Denzil		0/1	0			0/1									1								9:52
9	SCOTT Ronaldo	S	2/5	40	0/1		1/1	1/2	0/1						2									27:16
10	BIGGART Derice	S	14/18	78	2/3				1/1	11/14		6	2	3	6	3		1		1				58:59
11	TAITT Isaiah	S	6/7	86	1/2					5/5				1	6	1								23:16
12	JACKSON Sherwin	S	4/5	80		1/1		0/1	2/2	1/1		2			1	2								53:10
22	GREENE Joshua																							12:37
23	CUMMINGS Emmanuel																							47:14
25	SOLOMON Stephawn	S	2/5	40		2/5							1	1	4		1	1	1					29:45
33	EASTMAN Kemuel	S																						1:25
35	TIMOTHY Joel		1/1	100					1/1															9:18
Team / bench																								
UKUPNO			44/67	66	5/10	5/9	5/8	1/3	4/7	24/30	0/0	13	3	6	26	9	1	3	1	2	0	0		

Goalkeepers		Saves / shots								
#	Surname and name	Tot.	%	9m	6m	Wing	7m	FB	Brk.	LD
22	GREENE Joshua	4/8	50	2/6			1/1	1/1		
23	CUMMINGS Emmanuel	27/46	59	14/20	4/9	6/7		1/3	2/7	
TOTAL		31/54	57	16/26	4/9	6/7	1/1	2/4	2/7	0/0

Coach: Kenwin Goden

Number of attacks: 92, Efficiency: 48%, Average Duration: 17,1 seconds

Attack by type of defense

	Shots	9m	6m	Wing	TF	E7	E2
On def. 6-0	37/55	5/10	4/8	5/8	25	2	4
On def. press.	2/2	0/0	1/1	0/0	1	1	2
Fastbreak	4/7				0	0	0

Defense by type

	Total	9m	6m	Wing	Stl.	C7	2m
Def. 6-0	18/46	10/29	5/8	1/7	9	1	2
Def. press.	3/10	0/3	0/1	0/1	0	0	0
Fastbreak	2/4				0	0	0

Attack with goalkeeper out

	Attack				Reaction		
	Att.	Eff.	Shots	TF	FB	LD	Tot.
GK in	92	48%	44/67	26	2/4	0/0	2/4

GK out attack is counted if one part or whole attack was GK out

Defense with opponent goalkeeper out

	Attack				Reaction		
	Att.	Eff.	Shots	TF	FB	LD	Tot.
GK in	92	25%	23/61	38	4/7	0/0	4/7

Attack with player superiority/minority

	Attack				Reaction		
	Att.	Eff.	Shots	TF	FB	LD	Tot.
Superiority +2	1	100%	1/2	0	0/0	0/0	0/0
Superiority +1	17	53%	9/13	5	0/0	0/0	0/0
Normal	54	50%	27/41	11	1/1	0/0	1/1
Minority -1	7	43%	3/4	3	0/0	0/0	0/0

Player superiority counted at the end of attack (in case it changes during attack)

Defense with player superiority/minority

	Attack				Reaction		
	Att.	Eff.	Shots	TF	FB	LD	Tot.
Minority -1	8	25%	2/8	1	0/0	0/0	0/0
Normal	50	22%	11/30	24	4/5	0/0	4/5
Superiority +1	20	20%	4/9	9	0/2	0/0	0/2
Superiority +2	1	0%	0/1	0	0/0	0/0	0/0

Jersey number Tot. Total shooting 6m 6m (line) shooting 9m 9m shooting Wng. Wing shooting FB Fastbreak sh. 7m 7m penalty sh.
 Brk. Breakthrough sh. LD Long distance sh. As. Assists E7 Earned 7m pen. TF Technical Faults St. Steals 2m 2m punishments
 C7. Committed 7m E2 Earned 2m pun. YC. Yellow cards RC Red cards BC Blue cards Blk. Blocks S Starting Line-up



North American and Caribbean Emerging Nations

Dominican Republic (Santo Domingo)

Placement Round P



Match Team Statistics

Match No. 14

Trinidad Tobago 44 - 23 Barbados

(21 - 15) (23 - 8)

11.4.2019. 12:00

Attendance:

Pabellon de Balonmano

Referees: Juan Coba (MEX) / Omar Osalde (MEX)

Shot distribution by player

1 M. Walker

0/1		2/3
0/1		
		2/2

2 post

3 C. Phillip

1/1	1/1	
0/1		2/2
1/1		0/2

1 miss.

5 K. Wylie

		1/1
		1/1

6 J. King

0/1		2/2
		2/2

8 D. Marcano

		0/1

9 R. Scott

		2/2
0/1		

1 post 1 miss.

10 D. Biggart

1/1		3/4
2/2		2/3
3/3		3/5

11 I. Taitt

1/1		1/1
		1/1
		3/3

1 block

12 S. Jackson

		1/1
	1/1	2/2

1 miss.

25 S. Solomon

0/1		1/2
0/1		1/1

33 K. Eastman

35 J. Timothy

		1/1

TOTAL

3/5	1/1	10/12
2/5		10/13
4/6	1/1	13/17

3 post 3 miss. 1 block

Saves distribution goalkeepers

22 J. Greene

		0/2
1/1	1/1	1/2
1/1		0/1

23 E. Cummings

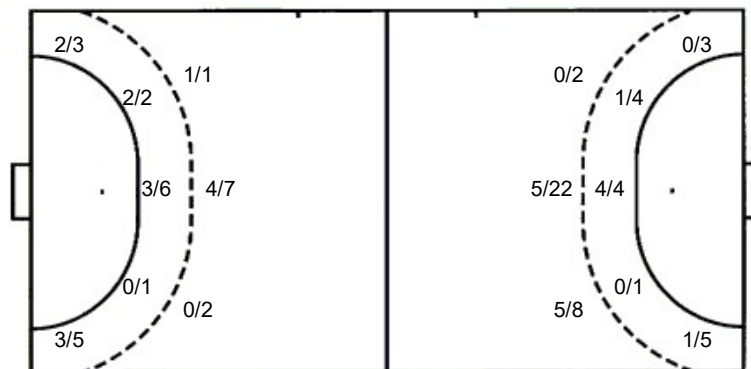
1/3	1/1	0/1
4/6	4/4	4/6
5/8	2/3	6/13

TOTAL

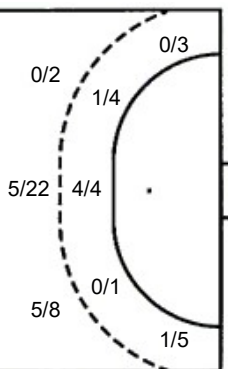
1/3	1/1	0/3
5/7	5/5	5/8
6/9	2/3	6/14

Shots by position

ATTACK



DEFENSE



7m penalties 1/3
Fastbreak 4/7
Breakthrough 24/30
Long dist. 0/0

7m penalties 0/1
Fastbreak 2/4
Breakthrough 5/7
Long dist. 0/0

Shooting statistics

Position	Goals	Sav.	Miss.	Post	Blk.	Total	%
Back (9m)	5	4	0	0	1	10	50
Line (6m)	5	3	0	1	0	9	56
Wing	5	3	0	0	0	8	63
7m penalties	1	0	2	0	0	3	33
Fastbreak	4	1	0	2	0	7	57
Breakthrough	24	5	1	0	0	30	80
Total	44	16	3	3	1	67	66

Jersey number Tot. Total shooting 6m 6m (line) shooting 9m 9m shooting Wng. Wing shooting FB Fastbreak sh. 7m 7m penalty sh.
Brk. Breakthrough sh. LD Long distance sh. As. Assists E7 Earned 7m pen. TF Technical Faults St. Steals 2m 2m punishments
C7. Committed 7m E2 Earned 2m pun. YC. Yellow cards RC Red cards BC Blue cards Blk. Blocks S Starting Line-up



North American and Caribbean Emerging Nations

Dominican Republic (Santo Domingo)

Placement Round P



Match Team Statistics

Trinidad Tobago 44 - 23 Barbados

11.4.2019. 12:00

Match No. 14

(21 - 15) (23 - 8)

Attendance:

Pabellon de Balonmano

Referees: Juan Coba (MEX) / Omar Osalde (MEX)

Barbados

Players		Goals / shots										Attack				Def.			Penalties			TP		
#	Surname and name	S	Tot.	%	9m	6m	Wing	7m	FB	Brk.	LD	As.	E7	E2	TF	St.	C7	Blk	YC	2m	RC	BC		
3	BARTLETT Antonio	S	3/10	30	0/5	0/1			0/1	3/3		2		2	8	2	1				3			60:00
5	TAYLOR Stefan	S	1/4	25	0/3		1/1					2			2		1				1			54:37
6	VICTOR Jerome														1									0:06
7	PINDER-MARSHALL Nathan	S	2/2	100		2/2									4						1			23:32
8	YEARWOOD David	S	0/2	0	0/1		0/1								2									37:37
9	WHITEHALL Raphael		2/6	33	1/1		0/2		1/2	0/1					3									25:39
10	HAREWOOD Wayne		1/3	33	0/1	0/1				1/1		1			4									7:12
11	BLAKE Jamaul		1/4	25			0/3			1/1					3	2								29:11
12	ELLIOTT Matthew		0/1	0			0/1								1	1								21:49
13	EVELYN-JOHNSON Jermaine	S	8/14	57	5/10	2/2			1/1	0/1					6	2	1	1	1					55:00
15	BYER Kammeco											1												6:04
16	RICHARDS Rommel	S																						53:23
25	HENRY Ramar	S	5/15	33	4/11	1/3		0/1					1		3	2					1			39:13
93	ARTHUR Theo																							6:37
	Team / bench														1									
	UKUPNO		23/61	38	10/32	5/9	1/8	0/1	2/4	5/7	0/0	6	1	2	38	9	3	1	1	6	0	0		

Goalkeepers		Saves / shots								
#	Surname and name	Tot.	%	9m	6m	Wing	7m	FB	Brk.	LD
16	RICHARDS Rommel	16/53	30	4/9	3/7	3/7	0/1	1/5	5/24	
93	ARTHUR Theo	0/7	0		0/1	0/1			0/5	
	TOTAL	16/60	27	4/9	3/8	3/8	0/1	3/5	5/29	0/0

Coach: Samuel Payne

Number of attacks: 92, Efficiency: 25%, Average Duration: 22,0 seconds

Attack by type of defense

	Shots	9m	6m	Wing	TF	E7	E2
On def. 6-0	18/46	10/29	5/8	1/7	28	1	2
On def. press.	3/10	0/3	0/1	0/1	10	0	0
Fastbreak	2/4				0	0	0

Defense by type

	Total	9m	6m	Wing	Stl.	C7	2m
Def. 6-0	37/55	5/10	4/8	5/8	9	2	4
Def. press.	2/2	0/0	1/1	0/0	0	1	2
Fastbreak	4/7				0	0	0

Attack with goalkeeper out

	Attack				Reaction		
	Att.	Eff.	Shots	TF	FB	LD	Tot.
GK in	92	25%	23/61	38	4/7	0/0	4/7

GK out attack is counted if one part or whole attack was GK out

Defense with opponent goalkeeper out

	Attack				Reaction		
	Att.	Eff.	Shots	TF	FB	LD	Tot.
GK in	92	48%	44/67	26	2/4	0/0	2/4

Attack with player superiority/minority

	Attack				Reaction		
	Att.	Eff.	Shots	TF	FB	LD	Tot.
Superiority +1	8	25%	2/8	1	0/0	0/0	0/0
Normal	50	22%	11/30	24	4/5	0/0	4/5
Minority -1	20	20%	4/9	9	0/2	0/0	0/2
Minority -2	1	0%	0/1	0	0/0	0/0	0/0

Player superiority counted at the end of attack (in case it changes during attack)

Defense with player superiority/minority

	Attack				Reaction		
	Att.	Eff.	Shots	TF	FB	LD	Tot.
Minority -2	1	100%	1/2	0	0/0	0/0	0/0
Minority -1	17	53%	9/13	5	0/0	0/0	0/0
Normal	54	50%	27/41	11	1/1	0/0	1/1
Superiority +1	7	43%	3/4	3	0/0	0/0	0/0

Jersey number Tot. Total shooting 6m 6m (line) shooting 9m 9m shooting Wng Wing shooting FB Fastbreak sh. 7m 7m penalty sh.
 Brk. Breakthrough sh. LD Long distance sh. As. Assists E7 Earned 7m pen. TF Technical Faults St. Steals 2m 2m punishments
 C7. Committed 7m E2 Earned 2m pun. YC. Yellow cards RC Red cards BC Blue cards Blk. Blocks S Starting Line-up



North American and Caribbean Emerging Nations

Dominican Republic (Santo Domingo)

Placement Round P



Match Team Statistics

Match No. 14

Trinidad Tobago 44 - 23 Barbados

(21 - 15) (23 - 8)

11.4.2019. 12:00

Attendance:

Pabellon de Balonmano

Referees: Juan Coba (MEX) / Omar Osalde (MEX)

Shot distribution by player

3 A. Bartlett

1/1	0/1	
	0/1	1/1
0/2		1/2

2 block

5 S. Taylor

		0/1
		1/1

1 post 1 miss.

6 J. Victor

7 N. Pinder-Marshall

		1/1

1/1 lob

8 D. Yearwood

0/1		
	0/1	

9 R. Whitehall

1/3		1/2

1 post

10 W. Harewood

1/2		
		0/1

11 J. Blake

1/1		
	0/2	
0/1		

12 M. Elliott

		0/1

13 J. Evelyn-Johnson

		1/1
1/4	0/1	2/3
2/2	0/1	2/2

15 K. Byer

25 R. Henry

		2/2
0/1		0/2
0/1	1/2	2/5

1 post 1 block

TOTAL

2/3	0/1	3/3
2/7	0/5	3/8
3/9	1/3	8/14

3 post 1 miss. 3 block 1/1 lob

Saves distribution goalkeepers

16 R. Richards

2/5	0/1	2/9
3/5		3/12
2/5	0/1	4/15

93 T. Arthur

		0/3
		0/1
0/1		0/2

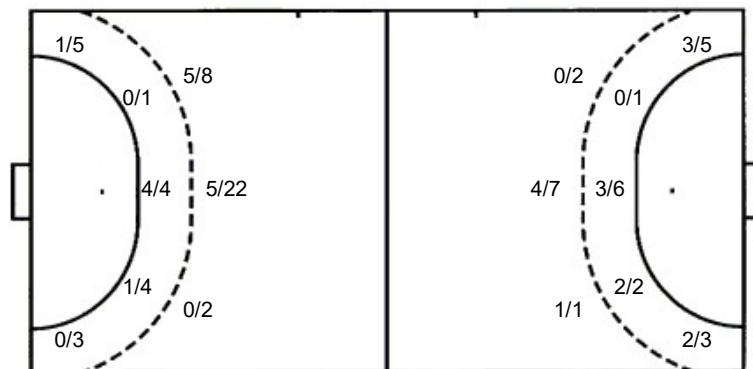
TOTAL

2/5	0/1	2/12
3/5		3/13
2/6	0/1	4/17

Shots by position

ATTACK

DEFENSE



Shooting statistics

Position	Goals	Sav.	Miss.	Post	Blk.	Total	%
Back (9m)	10	16	1	2	3	32	31
Line (6m)	5	4	0	0	0	9	56
Wing	1	6	0	1	0	8	13
7m penalties	0	1	0	0	0	1	0
Fastbreak	2	2	0	0	0	4	50
Breakthrough	5	2	0	0	0	7	71
Total	23	31	1	3	3	61	38

7m penalties 0/1
Fastbreak 2/4
Breakthrough 5/7
Long dist. 0/0

7m penalties 1/3
Fastbreak 4/7
Breakthrough 24/30
Long dist. 0/0

Jersey number Tot. Total shooting 6m 6m (line) shooting 9m 9m shooting Wng. Wing shooting FB Fastbreak sh. 7m 7m penalty sh.
Brk. Breakthrough sh. LD Long distance sh. As. Assists E7 Earned 7m pen. TF Technical Faults St. Steals 2m 2m punishments
C7. Committed 7m E2 Earned 2m pun. YC. Yellow cards RC Red cards BC Blue cards Blk. Blocks S Starting Line-up