





# Junior (U19) IHF Trophy Intercontinental Phase (W)



5. round

Match Team Statistics

Match No. 10

## Guinea 47 - 27 Canada

(25 - 11) (22 - 16)

11.4.2026. 16:45

Attendance: 390

Palace of Culture and Sports

Vasil Levski

Referees: Sophia Janz (GER) / Rosana Joy Sug (GER)

### Shot distribution by player

**3 D. Soumah**

1/1		
	0/1	
4/4		4/4

**4 N. Camara**


**5 A. Diallo**

2/2		

**7 K. Bangoura**

		1/1
0/1		
0/1		7/7

1 post 1 miss.

**8 K. Koumbassa**

		1/1

1 post

**9 M. Diallo**


**10 A. Bangoura**

1/1		
2/3		2/2

2 post 1 miss.

**11 A. Bangoura**

		2/2
1/1		3/4
1/2		

**13 A. Coumbassa**

1/1		
1/1		

**14 B. Camara**


**19 M. Camara**

3/3		5/6
1/1		2/2

**23 M. Racine Diallo**

		2/2

**TOTAL**

7/7		9/10
3/4	0/1	3/4
8/11		17/17

4 post 2 miss.

### Saves distribution goalkeepers

**16 F. Soumah**


**22 A. Fall**

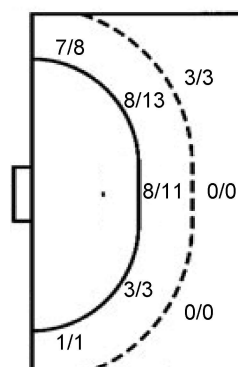
1/3	1/1	3/3
2/4		
5/15	2/5	3/13

**TOTAL**

1/3	1/1	3/3
2/4		
5/15	2/5	3/13

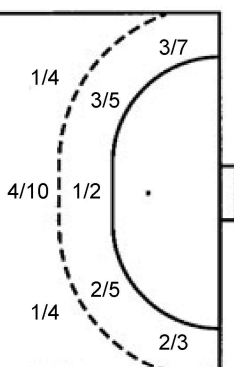
### Shots by position

**ATTACK**



7m penalties 4/4  
Fastbreak 4/5  
Breakthrough 9/12  
Long dist. 0/0

**DEFENSE**



7m penalties 3/4  
Fastbreak 2/3  
Breakthrough 5/7  
Long dist. 0/0

### Shooting statistics

Position	Goals	Sav.	Miss.	Post	Blk.	Total	%
Back (9m)	3	0	0	0	0	3	100
Line (6m)	19	3	2	3	0	27	70
Wing	8	1	0	0	0	9	89
7m penalties	4	0	0	0	0	4	100
Fastbreak	4	0	0	1	0	5	80
Breakthrough	9	3	0	0	0	12	75
<b>Total</b>	<b>47</b>	<b>7</b>	<b>2</b>	<b>4</b>	<b>0</b>	<b>60</b>	<b>78</b>

# Jersey number Tot. Total shooting 6m 6m (line) shooting 9m 9m shooting Wng Wing shooting FB Fastbreak sh. 7m 7m penalty sh.  
Brk. Breakthrough sh. LD Long distance sh. As. Assists PC Pass clear chance E7 Earned 7m pen. TF Technical faults St. Steals  
2m 2m punishments C7. Committed 7m E2 Earned 2m pun. YC. Yellow cards R/B Red/Blue cards Blk. Blocks S Starting Line-up

Handball statistics and livescore by Toma-soft ltd (www.toma-soft.hr)



# Junior (U19) IHF Trophy Intercontinental Phase (W)



5. round

Match Team Statistics

Match No. 10

## Guinea 47 - 27 Canada

(25 - 11) (22 - 16)

11.4.2026. 16:45

Attendance: 390

Palace of Culture and Sports

Vasil Levski

Referees: Sophia Janz (GER) / Rosana Joy Sug (GER)

### Canada

Players		Goals / shots										Attack				Def.			Penalties				TP		
#	Surname and name	S	Tot.	%	9m	6m	Wing	7m	FB	Brk.	LD	As.	PC	E7	E2	TF	St.	C7	Blk	YC	2m	R		B	
4	REID Maxim	S	0/1	0			0/1																		29:43
5	CHAGNON Ophély		4/6	67	0/1		4/4		0/1				1					1							31:26
6	RENY Annabelle		1/3	33		1/1	0/2																		18:00
8	BLAIS Doriane	S	1/3	33		1/1	0/2										1		1						19:34
13	BOULY Aurélie																								18:44
14	BOISCLAIR Florence	S	6/9	67	2/4	1/1		1/2	1/1	1/1			2				1								52:12
16	FLORESCU Alice	S															2								39:53
17	ENGLISH Halyn		1/1	100			1/1																		20:30
18	TURCOTTE Frederique		1/5	20	0/1	1/4																			31:15
19	HALUS-UDREA Clara Maria		1/1	100					1/1								1								16:57
22	LEMAIRE Mahély	S	1/9	11	1/8					0/1			1	1	1	1	4								29:03
26	FOURNIER Chloé																2	1							33:58
28	BOTAREL Petra-Sinziana	S	10/14	71	3/4	1/3		2/2		4/5						1	1	3		2			1		43:26
37	VRDOLJAK Katarina	S	1/2	50		1/2													1				1		35:19
Team / bench																									
TOTAL			27/54	50	6/18	6/12	5/10	3/4	2/3	5/7	0/0		4	1	4	4	14	2	4	0	0	2	0	0	

Goalkeepers		Saves / shots									
#	Surname and name	Tot.	%	9m	6m	Wing	7m	FB	Brk.	LD	
13	BOULY Aurélie	1/15	7	0/2	0/5	0/3	0/1		1/4		
16	FLORESCU Alice	6/39	15	0/1	3/17	1/6	0/3	0/4	2/8		
TOTAL		7/54	13	0/3	3/22	1/9	0/4	1/4	3/12	0/0	

Coach: **Stephane Berteau**

Number of attacks: 65, Efficiency: 42%, Average Duration: 27.51 seconds

### Attack by type of defense

	Shots	9m	6m	Wing	TF	E7	E2
On def. 6-0	19/44	5/17	6/12	4/9	14	4	4
On def. press.	3/3	1/1	0/0	1/1	0	0	0
Fastbreak	2/3				0	0	0

### Defense by type

	Total	9m	6m	Wing	Stl.	C7	2m
Def. 6-0	28/36	1/1	14/19	7/8	2	3	2
Def. press.	11/15	2/2	5/8	1/1	0	1	0
Fastbreak	4/5				0	0	0

### Attack with superiority / minority / goalkeeper out

	Attack				Reaction		
	Att.	Eff.	Shots	TF	FB	LD	Tot.
6 on 6 (GK out)	5	20%	1/4	1	0/0	0/0	0/0
6 on 6	52	42%	22/39	13			
7 on 5 (GK out)	1	0%	0/1	0	0/0	0/0	0/0
6 on 5	7	57%	4/7	0			

Player superiority / GK out counted at the end of attack (in case it changes during attack)

### Defense with superiority / minority / goalkeeper out

	Attack				Reaction		
	Att.	Eff.	Shots	TF	FB	LD	Tot.
6 on 6	53	70%	37/48	5			
6 on 5	7	86%	6/6	1			
5 on 6	6	67%	4/5	1			

Numbers show attacking numbers of opponent. Lower efficiency of opponent means better defense of this team

# Jersey number Tot. Total shooting 6m 6m (line) shooting 9m 9m shooting Wng Wing shooting FB Fastbreak sh. 7m 7m penalty sh.  
 Brk. Breakthrough sh. LD Long distance sh. As. Assists PC Pass clear chance E7 Earned 7m pen. TF Technical faults St. Steals  
 2m 2m punishments C7. Committed 7m E2 Earned 2m pun. YC. Yellow cards R/B Red/Blue cards Blk. Blocks S Starting Line-up



# Junior (U19) IHF Trophy Intercontinental Phase (W)



5. round

## Match Team Statistics

Match No. 10

## Guinea 47 - 27 Canada

(25 - 11) (22 - 16)

11.4.2026. 16:45

Attendance: 390

Palace of Culture and Sports

Vasil Levski

Referees: Sophia Janz (GER) / Rosana Joy Sug (GER)

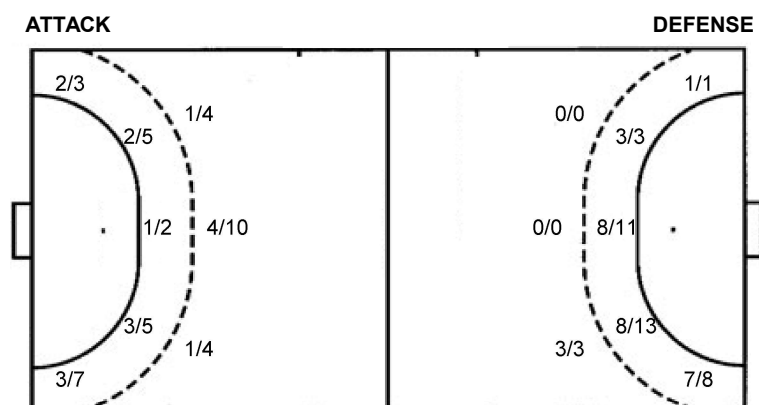
### Shot distribution by player

<b>4 M. Reid</b>	<b>5 O. Chagnon</b>	<b>6 A. Reny</b>	<b>8 D. Blais</b>	<b>14 F. Boisclair</b>	<b>17 H. English</b>	<b>18 F. Turcotte</b>
0/1	1/3 2/2 1/1	0/1 1/1 1 post	1/1 2 post	2/3 2/3	1/1	0/1 1/3 1 post
<b>19 C. Halus-Udrea</b>	<b>22 M. Lemaire</b>	<b>26 C. Fournier</b>	<b>28 P. Botarel</b>	<b>37 K. Vrdoljak</b>	<b>TOTAL</b>	
1/1	0/1 0/2 2 post 1 miss. 1 block		2/3 4/4 1/2 3/3 2 miss.	0/1 1/1	2/3 0/1 0/3 2/4 10/15 3/5 10/13 6 post 3 miss. 1 block	

### Saves distribution goalkeepers

<b>13 A. Bouly</b>	<b>16 A. Florescu</b>	<b>TOTAL</b>
0/4 0/3	0/3 1/7	0/7 1/10
0/1	1/3 1/1 1/4	1/4 1/1 1/4
1/2 0/5	2/9 0/12	3/11 0/17

### Shots by position



7m penalties 3/4  
Fastbreak 2/3  
Breakthrough 5/7  
Long dist. 0/0

7m penalties 4/4  
Fastbreak 4/5  
Breakthrough 9/12  
Long dist. 0/0

### Shooting statistics

Position	Goals	Sav.	Miss.	Post	Blk.	Total	%
Back (9m)	6	8	2	1	1	18	33
Line (6m)	6	4	1	1	0	12	50
Wing	5	2	0	3	0	10	50
7m penalties	3	1	0	0	0	4	75
Fastbreak	2	1	0	0	0	3	67
Breakthrough	5	1	0	1	0	7	71
<b>Total</b>	<b>27</b>	<b>17</b>	<b>3</b>	<b>6</b>	<b>1</b>	<b>54</b>	<b>50</b>

# Jersey number Tot. Total shooting 6m 6m (line) shooting 9m 9m shooting Wng Wing shooting FB Fastbreak sh. 7m 7m penalty sh.  
Brk. Breakthrough sh. LD Long distance sh. As. Assists PC Pass clear chance E7 Earned 7m pen. TF Technical faults St. Steals  
2m 2m punishments C7. Committed 7m E2 Earned 2m pun. YC. Yellow cards R/B Red/Blue cards Blk. Blocks S Starting Line-up

