



Junior (U19) IHF Trophy Intercontinental Phase (W)



4. round

Match Team Statistics
Match No. 8

Guinea 33 - 20 Bulgaria
(16 - 12) (17 - 8)

10.4.2026. 19:15
Attendance: 650
Palace of Culture and Sports
Vasil Levski

Referees: Rita Dane (HUN) / Zsafia Marton (HUN)

Guinea

Players		Goals / shots									Attack					Def.			Penalties				TP	
#	Surname and name	S	Tot.	%	9m	6m	Wing	7m	FB	Brk.	LD	As.	PC	E7	E2	TF	St.	C7	Blk	YC	2m	R		B
3	SOUMAH Diaraye	S	6/6	100		4/4			2/2						1			2						57:40
4	CAMARA Nana		1/2	50			1/2					1					1							18:58
5	DIALLO Aissatou		3/3	100	1/1	1/1				1/1				1	1	1								4:01
7	BANGOURA Kadiatou	S	4/5	80	1/1	0/1				3/3						2						1		60:00
8	KOUMBASSA Kadiatou	S	3/6	50			1/3	0/1	2/2					2		2	1					1		54:11
9	DIALLO Mariama																							31:51
10	BANGOURA Aicha	S	3/5	60		2/4				1/1		2		1		1						2		42:46
11	BANGOURA Aicha	S	0/1	0						0/1		3		2	1	4								28:13
13	COUMBASSA Adama																							
14	CAMARA Bountouraby																							
16	SOUMAH Fatoumata																							
19	CAMARA Maciré	S	13/17	76	1/1		7/8	5/8				1		2	1		1	1						60:00
22	FALL Aicha	S																						60:00
23	RACINE DIALLO Maellie Hawa		0/1	0		0/1								1	1									2:20
	Team / bench															1								
	TOTAL		33/46	72	3/3	7/11	9/13	5/9	4/4	5/6	0/0	7	0	9	5	11	3	3	0	0	4	0	0	

Goalkeepers		Saves / shots								
#	Surname and name	Tot.	%	9m	6m	Wing	7m	FB	Brk.	LD
16	SOUMAH Fatoumata									
22	FALL Aicha	12/32	38	4/11	2/2	2/7	1/3	1/3	2/6	
	TOTAL	12/32	38	4/11	2/2	2/7	1/3	1/3	2/6	0/0

Coach: Titi Clémentine Mara

Number of attacks: 56, Efficiency: 59%, Average Duration: 30.45 seconds

Attack by type of defense

	Shots	9m	6m	Wing	TF	E7	E2
On def. 6-0	19/28	1/1	5/9	8/12	5	7	3
On def. 5-1	5/5	2/2	2/2	1/1	6	2	2
Fastbreak	4/4				0	0	0

Defense by type

	Total	9m	6m	Wing	Stl.	C7	2m
Def. 6-0	15/32	7/14	0/3	5/10	2	3	3
Def. 5-1	0/1	0/0	0/0	0/1	0	0	0
Def. press.	1/4	0/2	0/0	0/1	1	0	1
Fastbreak	2/3				0	0	0

Attack with superiority / minority / goalkeeper out

	Attack				Reaction		
	Att.	Eff.	Shots	TF	FB	LD	Tot.
6 on 6	41	59%	24/32	9			
6 on 5	8	50%	4/7	1			
5 on 6	5	80%	4/5	0			
5 on 5	2	50%	1/1	1			

Player superiority / GK out counted at the end of attack (in case it changes during attack)

Defense with superiority / minority / goalkeeper out

	Attack				Reaction		
	Att.	Eff.	Shots	TF	FB	LD	Tot.
6 on 6	41	29%	12/30	11			
5 on 6	6	17%	1/3	3			
6 on 5	7	86%	6/7	0			
5 on 5	2	50%	1/1	1			

Numbers show attacking numbers of opponent. Lower efficiency of opponent means better defense of this team

Jersey number Tot. Total shooting 6m 6m (line) shooting 9m 9m shooting Wng Wing shooting FB Fastbreak sh. 7m 7m penalty sh.
Brk. Breakthrough sh. LD Long distance sh. As. Assists PC Pass clear chance E7 Earned 7m pen. TF Technical faults St. Steals
2m 2m punishments C7. Committed 7m E2 Earned 2m pun. YC. Yellow cards R/B Red/Blue cards Blk. Blocks S Starting Line-up



Junior (U19) IHF Trophy Intercontinental Phase (W)



4. round

Match Team Statistics

Match No. 8

Guinea 33 - 20 Bulgaria

(16 - 12) (17 - 8)

10.4.2026. 19:15

Attendance: 650

Palace of Culture and Sports

Vasil Levski

Referees: Rita Dane (HUN) / Zsofia Marton (HUN)

Shot distribution by player

3 D. Soumah

1/1		
1/1	2/2	2/2

4 N. Camara

0/1		1/1

5 A. Diallo

3/3		

7 K. Bangoura

1/1		2/2
		1/1
0/1		

8 K. Koumbassa

		1/2
1/1		
		1/1

1 post 1 miss.

9 M. Diallo

10 A. Bangoura

1/1		
2/2		

1 post 1 miss.

11 A. Bangoura

0/1		

13 A. Coumbassa

14 B. Camara

19 M. Camara

7/7	1/1	3/4
		1/1
1/1		

2 post 1 miss.

23 M. Racine Diallo

1 miss.

TOTAL

12/13	1/1	7/9
2/2		2/2
4/5	2/3	3/3

4 post 4 miss.

Saves distribution goalkeepers

16 F. Soumah

22 A. Fall

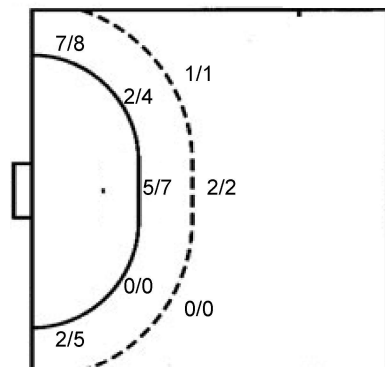
4/7	1/1	1/5
2/2	1/1	3/6
0/2	0/1	0/6

TOTAL

4/7	1/1	1/5
2/2	1/1	3/6
0/2	0/1	0/6

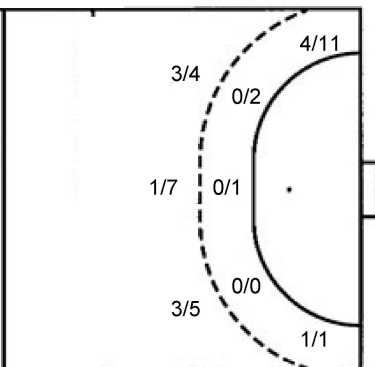
Shots by position

ATTACK



7m penalties	5/9
Fastbreak	4/4
Breakthrough	5/6
Long dist.	0/0

DEFENSE



7m penalties	2/3
Fastbreak	2/3
Breakthrough	4/6
Long dist.	0/0

Shooting statistics

Position	Goals	Sav.	Miss.	Post	Blk.	Total	%
Back (9m)	3	0	0	0	0	3	100
Line (6m)	7	1	2	1	0	11	64
Wing	9	2	1	1	0	13	69
7m penalties	5	1	1	2	0	9	56
Fastbreak	4	0	0	0	0	4	100
Breakthrough	5	1	0	0	0	6	83
Total	33	5	4	4	0	46	72

Jersey number Tot. Total shooting 6m 6m (line) shooting 9m 9m shooting Wng Wing shooting FB Fastbreak sh. 7m 7m penalty sh.
 Brk. Breakthrough sh. LD Long distance sh. As. Assists PC Pass clear chance E7 Earned 7m pen. TF Technical faults St. Steals
 2m 2m punishments C7. Committed 7m E2 Earned 2m pun. YC. Yellow cards R/B Red/Blue cards Blk. Blocks S Starting Line-up

Handball statistics and livescore by Toma-soft ltd (www.toma-soft.hr)



Junior (U19) IHF Trophy Intercontinental Phase (W)



4. round

Match Team Statistics

Match No. 8

Guinea 33 - 20 Bulgaria

(16 - 12) (17 - 8)

10.4.2026. 19:15

Attendance: 650

Palace of Culture and Sports

Vasil Levski

Referees: Rita Dane (HUN) / Zsofia Marton (HUN)

Bulgaria

Players		Goals / shots									Attack					Def.			Penalties				TP		
#	Surname and name	S	Tot.	%	9m	6m	Wing	7m	FB	Brk.	LD	As.	PC	E7	E2	TF	St.	C7	Blk	YC	2m	R		B	
1	PENCHEVA Andjelina	S																							31:39
2	DENEVA Gergana																								5:17
4	PETROVA Dayana																								
5	DELICHEVA Marie	S	6/14	43	1/1	0/1	4/10			1/2			1		3	1		2				1			60:00
6	SPASOVA Melina	S	7/12	58	3/7		0/1	2/2		2/2		2	4	1		6	2	1				1			60:00
7	SKACHKOVA Stela	S	3/9	33	2/7				1/1	0/1						2		2							60:00
11	ALEKSIEVA Diana																								1:58
16	DZHENOBILO Svetlana															1									28:21
17	STOYANOVA Kalina	S	0/1	0		0/1												1				1			41:26
18	VARBANOVA Magdalena																								10:53
19	BORISOVA Yanitsa																1		1			1			13:17
44	DIMITROVA Ivayla	S	2/4	50	1/1	0/1		0/1		1/1				2	1	3	1	2				1			60:00
55	RALENEKOVA Antonia																								
66	ILIEVA Viktoria	S	2/3	67			1/1		1/2								1								47:09
Team / bench																									
TOTAL			20/43	47	7/16	0/3	5/12	2/3	2/3	4/6	0/0	2	5	3	4	15	3	9	0	0	0	5	0	0	

Goalkeepers		Saves / shots								
#	Surname and name	Tot.	%	9m	6m	Wing	7m	FB	Brk.	LD
1	PENCHEVA Andjelina	2/21	10	0/2	1/5	0/5	0/2	0/3	1/4	
16	DZHENOBILO Svetlana	3/17	18	0/1	0/3	2/6	1/4	0/1	0/2	
TOTAL		5/38	13	0/3	1/8	2/11	1/6	1/4	1/6	0/0

Coach: Veselina Zlateva

Number of attacks: 56, Efficiency: 36%, Average Duration: 33.75 seconds

Attack by type of defense

	Shots	9m	6m	Wing	TF	E7	E2
On def. 6-0	15/32	7/14	0/3	5/10	10	3	3
On def. 5-1	0/1	0/0	0/0	0/1	0	0	0
On def. press.	1/4	0/2	0/0	0/1	5	0	1
Fastbreak	2/3				0	0	0

Defense by type

	Total	9m	6m	Wing	Stl.	C7	2m
Def. 6-0	19/28	1/1	5/9	8/12	1	7	3
Def. 5-1	5/5	2/2	2/2	1/1	2	2	2
Fastbreak	4/4				0	0	0

Attack with superiority / minority / goalkeeper out

	Attack				Reaction		
	Att.	Eff.	Shots	TF	FB	LD	Tot.
6 on 6	41	29%	12/30	11			
5 on 6	6	17%	1/3	3			
6 on 5	7	86%	6/7	0			
5 on 5	2	50%	1/1	1			

Player superiority / GK out counted at the end of attack (in case it changes during attack)

Defense with superiority / minority / goalkeeper out

	Attack				Reaction		
	Att.	Eff.	Shots	TF	FB	LD	Tot.
6 on 6	41	59%	24/32	9			
6 on 5	8	50%	4/7	1			
5 on 6	5	80%	4/5	0			
5 on 5	2	50%	1/1	1			

Numbers show attacking numbers of opponent. Lower efficiency of opponent means better defense of this team

Jersey number Tot. Total shooting 6m 6m (line) shooting 9m 9m shooting Wng Wing shooting FB Fastbreak sh. 7m 7m penalty sh.
 Brk. Breakthrough sh. LD Long distance sh. As. Assists PC Pass clear chance E7 Earned 7m pen. TF Technical faults St. Steals
 2m 2m punishments C7. Committed 7m E2 Earned 2m pun. YC. Yellow cards R/B Red/Blue cards Blk. Blocks S Starting Line-up



Junior (U19) IHF Trophy Intercontinental Phase (W)



4. round

Match Team Statistics

Match No. 8

Guinea 33 - 20 Bulgaria

(16 - 12) (17 - 8)

10.4.2026. 19:15

Attendance: 650

Palace of Culture and Sports

Vasil Levski

Referees: Rita Dane (HUN) / Zsofia Marton (HUN)

Shot distribution by player

2 G. Deneva

4 D. Petrova

5 M. Delcheva

1/2	0/1	2/2
	0/1	1/2
		1/1

3 post 1 miss. 1/1 lob

6 M. Spasova

1/1		1/1
0/1		1/1
2/2	1/1	1/1

4 miss.

7 S. Skachkova

1/3		0/1
0/1		
		2/2

1 post 1 miss.

11 D. Aleksieva

17 K. Stoyanova

1 miss.

18 M. Varbanova

19 Y. Borisova

44 I. Dimitrova

0/1		
		0/1
		2/2

55 A. Raleneva

66 V. Ilieva

		1/1
		1/2

TOTAL

3/7	0/1	4/5
0/2	0/1	3/6
2/2	1/1	6/6

4 post 7 miss. 1/1 lob

Saves distribution goalkeepers

1 A. Pencheva

0/8		0/3
0/1		
1/5	1/2	0/2

16 S. Dzhobile

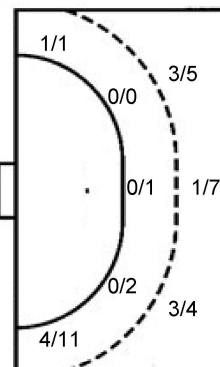
1/5	0/1	2/6
0/1		0/2
	0/1	0/1

TOTAL

1/13	0/1	2/9
0/2		0/2
1/5	1/3	0/3

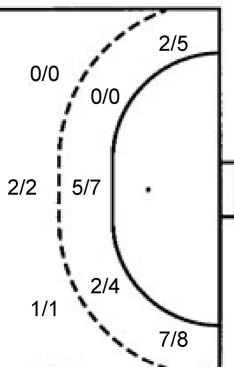
Shots by position

ATTACK



7m penalties 2/3
Fastbreak 2/3
Breakthrough 4/6
Long dist. 0/0

DEFENSE



7m penalties 5/9
Fastbreak 4/4
Breakthrough 5/6
Long dist. 0/0

Shooting statistics

Position	Goals	Sav.	Miss.	Post	Blk.	Total	%
Back (9m)	7	4	4	1	0	16	44
Line (6m)	0	2	1	0	0	3	0
Wing	5	2	2	3	0	12	42
7m penalties	2	1	0	0	0	3	67
Fastbreak	2	1	0	0	0	3	67
Breakthrough	4	2	0	0	0	6	67
Total	20	12	7	4	0	43	47

Jersey number Tot. Total shooting 6m 6m (line) shooting 9m 9m shooting Wng Wing shooting FB Fastbreak sh. 7m 7m penalty sh.
Brk. Breakthrough sh. LD Long distance sh. As. Assists PC Pass clear chance E7 Earned 7m pen. TF Technical faults St. Steals
2m 2m punishments C7. Committed 7m E2 Earned 2m pun. YC. Yellow cards R/B Red/Blue cards Blk. Blocks S Starting Line-up

Handball statistics and livescore by Toma-soft ltd (www.toma-soft.hr)



Junior (U19) IHF Trophy Intercontinental Phase (W)



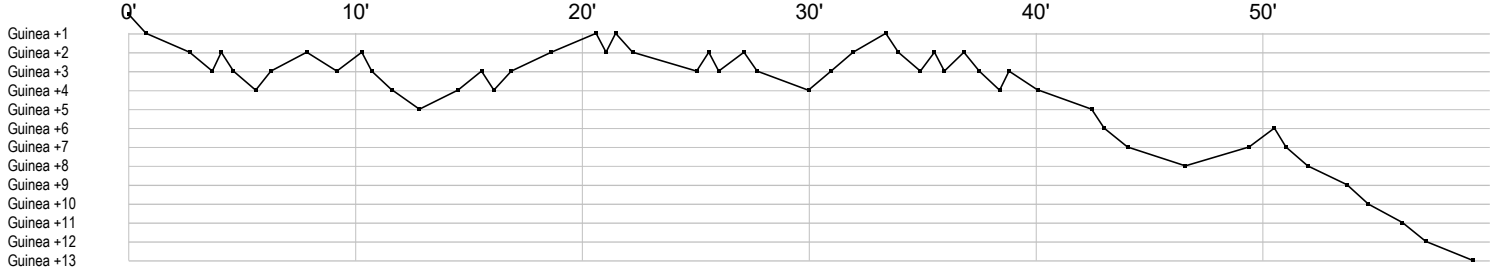
4. round

Match Team Statistics
Match No. 8

Guinea 33 - 20 Bulgaria
(16 - 12) (17 - 8)

10.4.2026. 19:15
Attendance: 650
Palace of Culture and Sports
Vasil Levski

Referees: Rita Dane (HUN) / Zsofia Marton (HUN)



Guinea

3 Soumah D	c g g c	g	gi g g	
4 Camara N				f ba g
5 Diallo A				t g g g i e
7 Bangoura K	g 2	t t	g f	g g
8 Koumbassa K	g f e t f	bt	e f	g 2 g
9 Diallo M				
10 Bangoura A	e a a	2	g t 2 g g	f f
11 Bangoura A	a t a	e ei	t t f	a t
13 Coumbassa A				
14 Camara B				
16 Soumah F				
19 Camara M	g f g g	g g f g	g g ei g	efc g g a b f g g
22 Fall A	s sr r r	r s r r r r	r r s s r sr	r r r s r r r s s r r s s s
23 Racine Diallo				f ei

Bulgaria

1 Pencheva A	r r r r r		r r r s r sr r r r r	r r r r r	r
2 Deneva G					
4 Petrova D					
5 Delcheva M	fc f f	f ig i	f g g	i f g g	p t f g f c2
6 Spasova M	f t g g p	g p g g c2	g p b t b	f a eg t t	t f a p f f
7 Skachkova S		fc	t g f	g c g	f f t f f
11 Aleksieva D					
16 Dzhobile S	s r r r r s r		r r t r		r sr r r r r
17 Stoyanova K		f		c2	
18 Varbanova M					
19 Borisova Y				c 2	t
44 Dimitrova I	ef	e t c	g f t	b	t i g 2c
55 Ralnekova A					
66 Ilieva V	g		t g		f

In game	g Goal scored	f Missed shot	a Assist	t Technical faults	b Steal
2 2min suspension	e Earned 7m	c Committed 7m	y Yellow card	r Red Card	k Blue card
i Earned 2min.	x Block	4 4min suspension	p Pass for clear chance	s Saved shot	r Received goal