



# Junior (U19) IHF Trophy Intercontinental Phase (W)



2. round

Match Team Statistics

Match No. 4

## Uzbekistan 33 - 34 Guinea

(17 - 15) (16 - 19)

8.4.2026. 19:15

Attendance: 150

Palace of Culture and Sports

Vasil Levski

Referees: Stefan Berdic (SRB) / Filip Sorak (SRB)

### Uzbekistan

Players			Goals / shots								Attack				Def.			Penalties				TP			
#	Surname and name	S	Tot.	%	9m	6m	Wing	7m	FB	Brk.	LD	As.	PC	E7	E2	TF	St.	C7	Blk	YC	2m		R	B	
1	IBRAYMOVA Dilfuza	S	0/1	0							0/1		3											56:54	
2	UZOKBOEVA Jasmina	S	2/3	67			2/3											1			2			58:57	
3	SAPARBAEVA Sarbinaz	S	7/16	44	6/14			1/2					1	1	1	4	3	1			2			45:21	
5	MAFTUNA Solieva		2/2	100		1/1			1/1									1			1			29:51	
7	SHARIPBOEVA Sunajon	S	6/9	67			2/3	0/1	4/5															60:00	
9	ERKABOEVA Zuhra	S	6/9	67	2/4	1/2		2/2			1/1		2		1	1	4				1			57:21	
10	TOKHIROVA Zuhra		2/3	67		2/2	0/1										3					1		29:25	
12	SAYIDMURODOVA Gulsanam																								
13	TURGANBAEVA Gulzada		0/1	0	0/1																			4:32	
14	SOLIJOVA Gulsanam																							2:42	
15	KHASANOVA Nozima	S	7/13	54	5/11	1/1		1/1						2	1	3		1						49:51	
17	MUKHIDDINOVA Munojat	S	1/1	100		1/1								1	1									25:06	
	Team / bench															1									
	TOTAL		33/58	57	13/30	6/7	4/7	4/6	5/6	1/1	0/1		6	1	5	7	14	0	4	0	0	7	0	0	

Goalkeepers			Saves / shots							
#	Surname and name	Tot.	%	9m	6m	Wing	7m	FB	Brk.	LD
1	IBRAYMOVA Dilfuza	9/43	21	2/4	4/17	2/8	0/4	1/6	0/4	
12	SAYIDMURODOVA Gulsanam									
	TOTAL	9/43	21	2/4	4/17	2/8	0/4	1/6	0/4	0/0

Coach: Ulugbek Ikromov

Number of attacks: 67, Efficiency: 49%, Average Duration: 31.18 seconds

### Attack by type of defense

	Shots	9m	6m	Wing	TF	E7	E2
On def. 6-0	24/45	13/30	6/7	4/7	14	5	7
Fastbreak	5/6				0	0	0

### Defense by type

	Total	9m	6m	Wing	Stl.	C7	2m
Def. 6-0	23/37	2/7	11/15	6/11	0	4	7
Def. press.	2/3	0/0	2/3	0/0	0	0	0
Fastbreak	5/6				0	0	0

### Attack with superiority / minority / goalkeeper out

	Attack				Reaction		
	Att.	Eff.	Shots	TF	FB	LD	Tot.
7 on 6 (GK out)	7	14%	1/6	1	1/1	0/0	1/1
6 on 6	30	63%	19/26	4			
6 on 5	12	50%	6/8	4			
6 on 4	5	60%	3/4	1			
5 on 6	12	33%	4/8	4			
5 on 5	1	0%	0/1	0			

Player superiority / GK out counted at the end of attack (in case it changes during attack)

### Defense with superiority / minority / goalkeeper out

	Attack				Reaction		
	Att.	Eff.	Shots	TF	FB	LD	Tot.
7 on 6 (GK out)	1	0%	0/1	0	0/0	0/0	0/0
6 on 6 (GK out)	3	0%	0/1	2	0/0	0/1	0/1
6 on 6	35	57%	20/28	7			
5 on 6	9	33%	3/5	4			
4 on 6	4	0%	0/1	3			
6 on 5	15	73%	11/13	2			
5 on 5	1	0%	0/0	1			

Numbers show attacking numbers of opponent. Lower efficiency of opponent means better defense of this team

# Jersey number Tot. Total shooting 6m 6m (line) shooting 9m 9m shooting Wng Wing shooting FB Fastbreak sh. 7m 7m penalty sh.  
 Brk. Breakthrough sh. LD Long distance sh. As. Assists PC Pass clear chance E7 Earned 7m pen. TF Technical faults St. Steals  
 2m 2m punishments C7. Committed 7m E2 Earned 2m pun. YC. Yellow cards R/B Red/Blue cards Blk. Blocks S Starting Line-up

Handball statistics and livescore by Toma-soft ltd (www.toma-soft.hr)



# Junior (U19) IHF Trophy Intercontinental Phase (W)



2. round

## Match Team Statistics

Match No. 4

## Uzbekistan 33 - 34 Guinea

(17 - 15) (16 - 19)

8.4.2026. 19:15

Attendance: 150

Palace of Culture and Sports

Vasil Levski

Referees: Stefan Berdic (SRB) / Filip Sorak (SRB)

### Shot distribution by player

#### 2 J. Uzokboeva

		1/1
		1/1

1 miss.

#### 3 S. Saparbaeva

1/2	1/1	5/7

2 post 3 miss. 1 block

#### 5 S. Maftuna

1/1		
1/1		

#### 7 S. Sharipboeva

1/1		
1/1		
1/2	1/2	

1 post 2/2 lob

#### 9 Z. Erkaboeva

3/3		0/1
1/1		
2/2	0/1	

1 block

#### 10 Z. Tokhirova

1/1		
1/1		

1 miss.

#### 13 G. Turganbaeva


1 miss.

#### 14 G. Solijonova


#### 15 N. Khasanova

2/3		1/1
2/3		1/1
1/2		

3 block

#### 17 M. Mukhiddinova

	1/1	

#### TOTAL

9/11	1/1	7/10
4/5		1/1
6/8	2/4	1/1

3 post 6 miss. 5 block 2/2 lob

### Saves distribution goalkeepers

#### 1 D. Ibraymova

1/7	0/1	3/10
1/2	1/1	0/1
2/12	0/5	1/4

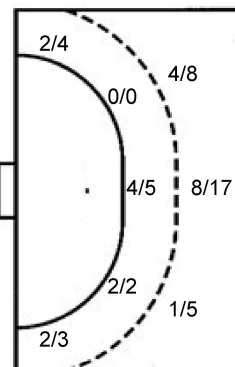
#### 12 G. Sayidmurodova


#### TOTAL

1/7	0/1	3/10
1/2	1/1	0/1
2/12	0/5	1/4

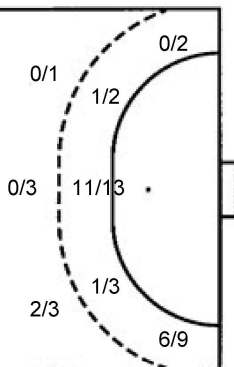
### Shots by position

#### ATTACK



7m penalties 4/6  
Fastbreak 5/6  
Breakthrough 1/1  
Long dist. 0/1

#### DEFENSE



7m penalties 4/5  
Fastbreak 5/6  
Breakthrough 4/4  
Long dist. 0/0

### Shooting statistics

Position	Goals	Sav.	Miss.	Post	Blk.	Total	%
Back (9m)	13	7	4	1	5	30	43
Line (6m)	6	1	0	0	0	7	86
Wing	4	1	2	0	0	7	57
7m penalties	4	1	0	1	0	6	67
Fastbreak	5	0	0	1	0	6	83
Breakthrough	1	0	0	0	0	1	100
<b>Total</b>	<b>33</b>	<b>10</b>	<b>6</b>	<b>3</b>	<b>5</b>	<b>57</b>	<b>58</b>

# Jersey number Tot. Total shooting 6m 6m (line) shooting 9m 9m shooting Wng Wing shooting FB Fastbreak sh. 7m 7m penalty sh.  
Brk. Breakthrough sh. LD Long distance sh. As. Assists PC Pass clear chance E7 Earned 7m pen. TF Technical faults St. Steals  
2m 2m punishments C7. Committed 7m E2 Earned 2m pun. YC. Yellow cards R/B Red/Blue cards Blk. Blocks S Starting Line-up

Handball statistics and livescore by Toma-soft ltd (www.toma-soft.hr)



# Junior (U19) IHF Trophy Intercontinental Phase (W)



2. round

Match Team Statistics

Match No. 4

## Uzbekistan 33 - 34 Guinea

(17 - 15) (16 - 19)

8.4.2026. 19:15

Attendance: 150

Palace of Culture and Sports

Vasil Levski

Referees: Stefan Berdic (SRB) / Filip Sorak (SRB)

### Guinea

#	Surname and name	S	Goals / shots							Attack					Def.			Penalties			TP						
			Tot.	%	9m	6m	Wing	7m	FB	Brk.	LD	As.	PC	E7	E2	TF	St.	C7	Blk	YC		2m	R	B			
3	SOUMAH Diaraye		13/13	100		9/9				4/4				1			1	5	1	1	1	2					59:12
4	CAMARA Nana	S												1													29:20
5	DIALLO Aissatou	S	4/8	50	1/1	0/3	2/2		0/1	1/1				2				1					1				45:39
7	BANGOURA Kadiatou	S	4/10	40	1/5	1/3			1/1	1/1				2		2	2	6		4				2			60:00
8	KOUMBASSA Kadiatou		0/2	0			0/1	0/1						1			1	2									25:03
9	DIALLO Mariama	S																					1				1:49
10	BANGOURA Aicha	S	2/3	67		1/1	1/2							2		3		1	1	1	1						46:39
11	BANGOURA Aicha		4/4	100		2/2				2/2				3		1	3	3						1			54:24
13	COUMBASSA Adama																										
14	CAMARA Bountouraby																										
16	SOUMAH Fatoumata																										10:29
19	CAMARA Maciré	S	7/11	64	0/1		3/6	4/4												1							38:34
22	FALL Aicha	S															1										48:51
23	RACINE DIALLO Maellie Hawa																										
	Team / bench																										
	<b>TOTAL</b>		<b>34/51</b>	<b>67</b>	<b>2/7</b>	<b>13/18</b>	<b>6/11</b>	<b>4/5</b>	<b>5/6</b>	<b>4/4</b>	<b>0/0</b>	<b>12</b>	<b>0</b>	<b>6</b>	<b>7</b>	<b>19</b>	<b>2</b>	<b>6</b>	<b>3</b>	<b>1</b>	<b>9</b>	<b>0</b>	<b>0</b>	<b>0</b>	<b>0</b>	<b>0</b>	

#	Surname and name	Saves / shots								
		Tot.	%	9m	6m	Wing	7m	FB	Brk.	LD
16	SOUMAH Fatoumata	0/8	0	0/4	0/1	0/2	0/1			
22	FALL Aicha	10/35	29	7/16	1/6	1/3	1/4	0/5	0/1	
	<b>TOTAL</b>	<b>10/43</b>	<b>23</b>	<b>7/20</b>	<b>1/7</b>	<b>1/5</b>	<b>1/5</b>	<b>1/5</b>	<b>0/1</b>	<b>0/0</b>

Coach: Titi Clémentine Mara

Number of attacks: 68, Efficiency: 50%, Average Duration: 22.52 seconds

### Attack by type of defense

	Shots	9m	6m	Wing	TF	E7	E2
On def. 6-0	23/37	2/7	11/15	6/11	12	4	7
On def. press.	2/3	0/0	2/3	0/0	7	2	0
Fastbreak	5/6				0	0	0

### Defense by type

	Total	9m	6m	Wing	Stl.	C7	2m
Def. 6-0	24/45	13/30	6/7	4/7	2	6	9
Fastbreak	5/6				0	0	0

### Attack with superiority / minority / goalkeeper out

	Attack				Reaction		
	Att.	Eff.	Shots	TF	FB	LD	Tot.
7 on 6 (GK out)	1	0%	0/1	0	0/0	0/0	0/0
6 on 6 (GK out)	3	0%	0/1	2	0/0	0/1	0/1
6 on 6	35	57%	20/28	7			
5 on 6	9	33%	3/5	4			
4 on 6	4	0%	0/1	3			
6 on 5	15	73%	11/13	2			
5 on 5	1	0%	0/0	1			

Player superiority / GK out counted at the end of attack (in case it changes during attack)

### Defense with superiority / minority / goalkeeper out

	Attack				Reaction		
	Att.	Eff.	Shots	TF	FB	LD	Tot.
7 on 6 (GK out)	7	14%	1/6	1	1/1	0/0	1/1
6 on 6	30	63%	19/26	4			
6 on 5	12	50%	6/8	4			
6 on 4	5	60%	3/4	1			
5 on 6	12	33%	4/8	4			
5 on 5	1	0%	0/1	0			

Numbers show attacking numbers of opponent. Lower efficiency of opponent means better defense of this team

# Jersey number Tot. Total shooting 6m 6m (line) shooting 9m 9m shooting Wng Wing shooting FB Fastbreak sh. 7m 7m penalty sh.  
 Brk. Breakthrough sh. LD Long distance sh. As. Assists PC Pass clear chance E7 Earned 7m pen. TF Technical faults St. Steals  
 2m 2m punishments C7. Committed 7m E2 Earned 2m pun. YC. Yellow cards R/B Red/Blue cards Blk. Blocks S Starting Line-up



# Junior (U19) IHF Trophy Intercontinental Phase (W)



2. round

Match Team Statistics

Match No. 4

## Uzbekistan 33 - 34 Guinea

(17 - 15) (16 - 19)

8.4.2026. 19:15

Attendance: 150

Palace of Culture and Sports

Vasil Levski

Referees: Stefan Berdic (SRB) / Filip Sorak (SRB)

### Shot distribution by player

**3 D. Soumah**

3/3	1/1	1/1
3/3	5/5	

**4 N. Camara**


**5 A. Diallo**

1/1		1/2
0/1		
2/3		

1 post

**7 K. Bangoura**

1/1		0/1
	0/1	
2/3		1/2

2 miss.

**8 K. Koumbassa**


2 miss.

**9 M. Diallo**


**10 A. Bangoura**

0/1		1/1
		1/1

**11 A. Bangoura**

		1/1
2/2		1/1

**13 A. Coumbassa**


**14 B. Camara**


**19 M. Camara**

1/1		4/5
1/1		
1/1		

2 post 1 miss.

**23 M. Racine Diallo**


**TOTAL**

6/7	1/1	7/10
1/2	0/1	1/1
10/12	5/5	3/4

3 post 5 miss.

### Saves distribution goalkeepers

**16 F. Soumah**

0/1		0/2
0/1		0/1
0/1	0/1	

**22 A. Fall**

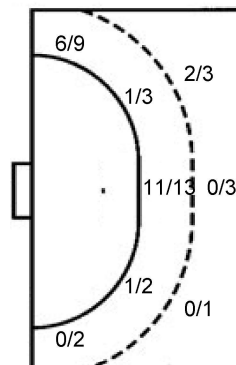
2/10	0/1	3/8
1/4		
2/7	2/3	0/1

**TOTAL**

2/11	0/1	3/10
1/5		0/1
2/8	2/4	0/1

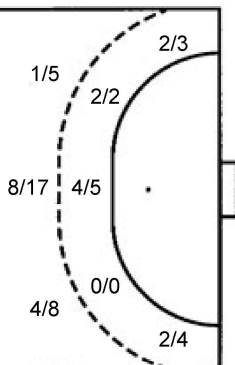
### Shots by position

**ATTACK**



7m penalties	4/5
Fastbreak	5/6
Breakthrough	4/4
Long dist.	0/0

**DEFENSE**



7m penalties	4/6
Fastbreak	5/6
Breakthrough	1/1
Long dist.	0/1

### Shooting statistics

Position	Goals	Sav.	Miss.	Post	Blk.	Total	%
Back (9m)	2	2	2	1	0	7	29
Line (6m)	13	4	0	1	0	18	72
Wing	6	2	2	1	0	11	55
7m penalties	4	0	1	0	0	5	80
Fastbreak	5	1	0	0	0	6	83
Breakthrough	4	0	0	0	0	4	100
<b>Total</b>	<b>34</b>	<b>9</b>	<b>5</b>	<b>3</b>	<b>0</b>	<b>51</b>	<b>67</b>

# Jersey number    Tot. Total shooting    6m 6m (line) shooting    9m 9m shooting    Wng Wing shooting    FB Fastbreak sh.    7m 7m penalty sh.  
 Brk. Breakthrough sh.    LD Long distance sh.    As. Assists    PC Pass clear chance    E7 Earned 7m pen.    TF Technical faults    St. Steals  
 2m 2m punishments    C7. Committed 7m    E2 Earned 2m pun.    YC. Yellow cards    R/B Red/Blue cards    Blk. Blocks    S Starting Line-up

Handball statistics and livescore by Toma-soft ltd (www.toma-soft.hr)

