



Junior (U19) IHF Trophy Intercontinental Phase (W)



1. round

Match Team Statistics

Match No. 1

Canada 39 - 31 Uzbekistan

(22 - 14) (17 - 17)

7.4.2026. 14:45

Attendance: 150

Palace of Culture and Sports

Vasil Levski

Referees: Rita Dane (HUN) / Zsofia Marton (HUN)

Canada

Players		Goals / shots										Attack				Def.			Penalties				TP		
#	Surname and name	S	Tot.	%	9m	6m	Wing	7m	FB	Brk.	LD	As.	PC	E7	E2	TF	St.	C7	Blk	YC	2m	R		B	
4	REID Maxim		1/1	100		1/1																			16:17
5	CHAGNON Ophély	S	2/4	50	0/1		1/1		1/2					1		3	1								42:14
6	RENY Annabelle		0/1	0			0/1									2									13:54
8	BLAIS Doriane	S	3/4	75		0/1	1/1		1/1	1/1						4									46:26
13	BOULY Aurélie																								0:10
14	BOISCLAIR Florence	S	3/7	43	2/4	1/1				0/2		2				3	1				1				52:06
16	FLORESCU Alice	S										1				1									55:15
17	ENGLISH Halyn																								
18	TURCOTTE Frederique		2/4	50	0/1				1/1	1/2						5						2			28:51
19	HALUS-UDREA Clara Maria																								0:33
22	LEMAIRE Mahély	S	16/20	80	4/6	3/3		5/6		4/5		2				1									42:33
26	FOURNIER Chloé		2/2	100		1/1				1/1						1	1				3	1			26:05
28	BOTAREL Petra-Sinziana	S	8/9	89	2/2	1/1			1/1	4/5		2		2	1	6	1	2			2				50:02
37	VRDOLJAK Katarina	S	2/2	100		2/2								3	1	1	3	1							45:34
Team / bench																									
TOTAL			39/54	72	8/14	9/10	2/3	5/6	4/5	11/16	0/0	7	0	6	2	27	5	5	0	0	8	1	0		

Goalkeepers		Saves / shots									
#	Surname and name	Tot.	%	9m	6m	Wing	7m	FB	Brk.	LD	
13	BOULY Aurélie	1/1	100				1/1				
16	FLORESCU Alice	14/45	31	3/5	2/9	2/6	3/4	1/4	3/14	0/3	
TOTAL		15/46	33	3/5	2/9	2/6	4/5	1/4	3/14	0/3	

Coach: **Stephane Berteau**

Number of attacks: 79, Efficiency: 49%, Average Duration: 22.29 seconds

Attack by type of defense

	Shots	9m	6m	Wing	TF	E7	E2
On def. 6-0	18/26	8/12	3/4	1/1	8	2	1
On def. 4-2	6/8	0/0	2/2	1/2	5	1	1
On def. press.	6/9	0/2	4/4	0/0	14	3	0
Fastbreak	4/5				0	0	0

Defense by type

	Total	9m	6m	Wing	Stl.	C7	2m
Def. 6-0	21/36	2/8	6/10	4/5	4	5	8
Def. 5-1	2/2	0/0	1/1	0/0	0	0	0
Def. press.	1/3	0/0	0/1	0/1	1	0	0
Fastbreak	3/4				0	0	0

Attack with superiority / minority / goalkeeper out

	Attack				Reaction		
	Att.	Eff.	Shots	TF	FB	LD	Tot.
7 on 6 (GK out)	1	100%	1/1	0	0/0	0/0	0/0
6 on 6 (GK out)	5	20%	1/2	3	0/0	0/1	0/1
6 on 5 (GK out)	1	100%	1/1	0	0/0	0/0	0/0
5 on 6 (GK out)	6	17%	1/3	3	0/0	3/4	3/4
6 on 6	56	54%	30/40	16			
6 on 5	3	67%	2/2	1			
5 on 6	5	60%	3/3	2			
4 on 6	2	0%	0/0	2			

Player superiority / GK out counted at the end of attack (in case it changes during attack)

Defense with superiority / minority / goalkeeper out

	Attack				Reaction		
	Att.	Eff.	Shots	TF	FB	LD	Tot.
6 on 6	56	39%	22/37	19			
5 on 6	3	0%	0/0	3			
6 on 5 (GK out)	1	0%	0/0	1	0/0	0/0	0/0
6 on 5	10	40%	4/7	3			
6 on 4	10	50%	5/10	0			

Numbers show attacking numbers of opponent. Lower efficiency of opponent means better defense of this team

Jersey number Tot. Total shooting 6m 6m (line) shooting 9m 9m shooting Wng Wing shooting FB Fastbreak sh. 7m 7m penalty sh.
 Brk. Breakthrough sh. LD Long distance sh. As. Assists PC Pass clear chance E7 Earned 7m pen. TF Technical faults St. Steals
 2m 2m punishments C7. Committed 7m E2 Earned 2m pun. YC. Yellow cards R/B Red/Blue cards Blk. Blocks S Starting Line-up



Junior (U19) IHF Trophy Intercontinental Phase (W)



1. round

Match Team Statistics

Match No. 1

Canada 39 - 31 Uzbekistan

(22 - 14) (17 - 17)

7.4.2026. 14:45

Attendance: 150

Palace of Culture and Sports

Vasil Levski

Referees: Rita Dane (HUN) / Zsofia Marton (HUN)

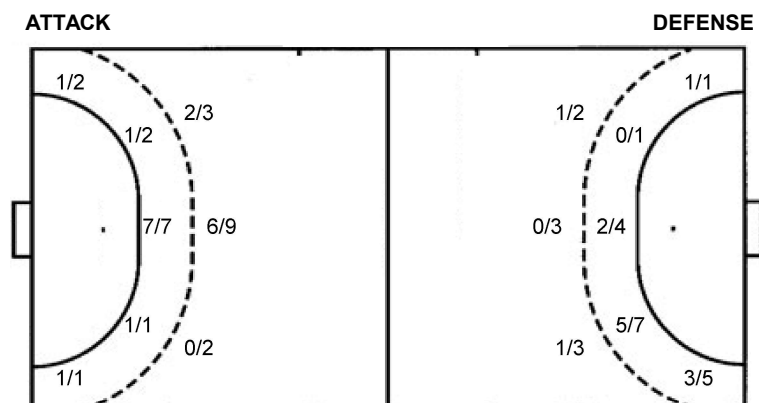
Shot distribution by player

4 M. Reid	5 O. Chagnon	6 A. Reny	8 D. Blais	14 F. Boisclair	17 H. English	18 F. Turcotte
1/1	1/1 0/1 1/1	1 post	1/1 0/1 1/1	1/1 0/1 1/1		2/2
	1 block			2 miss.		1 post 1 miss.
19 C. Halus-Udrea	22 M. Lemaire	26 C. Fournier	28 P. Botarel	37 K. Vrdoljak	TOTAL	
	2/2 1/1 2/3		0/1 1/1		3/4 1/1 4/5	
	3/4 2/2	1/1	1/1		6/7 0/1 4/4	
	1/2 3/3	1/1	4/4 2/2	1/1 1/1	9/12 0/1 10/10	
	1 miss. 2/2 lob				2 post 4 miss. 1 block 2/2 lob	

Saves distribution goalkeepers

13 A. Bouly	16 A. Florescu	TOTAL
1/1	1/6 2/7 3/6	1/6 2/7 3/6
	2/10 1/1 5/12	2/10 1/1 6/13

Shots by position



7m penalties 5/6
Fastbreak 4/5
Breakthrough 11/16
Long dist. 0/0

7m penalties 1/6
Fastbreak 3/4
Breakthrough 11/15
Long dist. 3/5

Shooting statistics

Position	Goals	Sav.	Miss.	Post	Blk.	Total	%
Back (9m)	8	3	2	0	1	14	57
Line (6m)	9	1	0	0	0	10	90
Wing	2	0	0	1	0	3	67
7m penalties	5	1	0	0	0	6	83
Fastbreak	4	1	0	0	0	5	80
Breakthrough	11	2	2	1	0	16	69
Total	39	8	4	2	1	54	72

Jersey number Tot. Total shooting 6m 6m (line) shooting 9m 9m shooting Wng Wing shooting FB Fastbreak sh. 7m 7m penalty sh.
Brk. Breakthrough sh. LD Long distance sh. As. Assists PC Pass clear chance E7 Earned 7m pen. TF Technical faults St. Steals
2m 2m punishments C7. Committed 7m E2 Earned 2m pun. YC. Yellow cards R/B Red/Blue cards Blk. Blocks S Starting Line-up

Handball statistics and livescore by Toma-soft ltd (www.toma-soft.hr)



Junior (U19) IHF Trophy Intercontinental Phase (W)



1. round

Match Team Statistics

Match No. 1

Canada 39 - 31 Uzbekistan

(22 - 14) (17 - 17)

7.4.2026. 14:45

Attendance: 150

Palace of Culture and Sports

Vasil Levski

Referees: Rita Dane (HUN) / Zsofia Marton (HUN)

Uzbekistan

#	Surname and name	S	Goals / shots								Attack					Def.			Penalties				TP					
			Tot.	%	9m	6m	Wing	7m	FB	Brk.	LD	As.	PC	E7	E2	TF	St.	C7	Blk	YC	2m	R		B				
1	IBRAYMOVA Dilfuza	S	1/2	50											1/2	1												58:19
2	UZOKBOEVA Jasmina	S	6/9	67		2/2	3/5	0/1							1/1											1		54:39
3	SAPARBAEVA Sarbinaz	S	5/11	45	1/4	1/2		0/1							2/3	1/1							2	3	6	2	2	57:54
5	MAFTUNA Solieva		2/3	67	0/1					1/1	1/1																	26:03
7	SHARIPBOEVA Sunajon	S	2/4	50		0/1	1/1	1/2																	2	2		60:00
9	ERKABOEVA Zuhra	S	5/9	56	0/1	1/2									4/5	0/1	3							2	5		1	56:01
10	TOKHIROVA Zuhra		6/7	86		2/2				1/1	3/4				1		2	1	5									35:10
12	SAYIDMURODOVA Gulsanam																											1:33
13	TURGANBAEVA Gulzada		1/3	33	1/1				0/1		0/1																	5:43
14	SOLIJOVA Gulsanam		0/1	0						0/1								1		1	1							19:08
15	KHASANOVA Nozima	S	3/6	50	0/1	1/2		0/1		1/1	1/1									1	1	1						28:12
17	MUKHIDDINOVA Munajat	S	0/1	0		0/1										1									2	1		17:18
	Team / bench																											
	TOTAL		31/56	55	2/8	7/12	4/6	1/6	3/4	11/15	3/5				6	0	5	6	26	10	6	0	0	0	2	0	0	

#	Surname and name	Saves / shots								
		Tot.	%	9m	6m	Wing	7m	FB	Brk.	LD
1	IBRAYMOVA Dilfuza	8/46	17	3/11	1/9	0/2	1/6	1/5	2/13	
12	SAYIDMURODOVA Gulsanam	0/1	0		0/1					
	TOTAL	8/47	17	3/11	1/10	0/2	1/6	2/5	2/13	0/0

Coach: Ulugbek Ikromov

Number of attacks: 80, Efficiency: 39%, Average Duration: 23.80 seconds

Attack by type of defense

	Shots	9m	6m	Wing	TF	E7	E2
On def. 6-0	21/36	2/8	6/10	4/5	22	5	6
On def. 5-1	2/2	0/0	1/1	0/0	1	0	0
On def. press.	1/3	0/0	0/1	0/1	3	0	0
Fastbreak	3/4				0	0	0

Defense by type

	Total	9m	6m	Wing	Stl.	C7	2m
Def. 6-0	18/26	8/12	3/4	1/1	4	2	1
Def. 4-2	6/8	0/0	2/2	1/2	2	1	1
Def. press.	6/9	0/2	4/4	0/0	4	3	0
Fastbreak	4/5				0	0	0

Attack with superiority / minority / goalkeeper out

	Attack				Reaction		
	Att.	Eff.	Shots	TF	FB	LD	Tot.
6 on 6	56	39%	22/37	19			
5 on 6	3	0%	0/0	3			
6 on 5 (GK out)	1	0%	0/0	1	0/0	0/0	0/0
6 on 5	10	40%	4/7	3			
6 on 4	10	50%	5/10	0			

Player superiority / GK out counted at the end of attack (in case it changes during attack)

Defense with superiority / minority / goalkeeper out

	Attack				Reaction		
	Att.	Eff.	Shots	TF	FB	LD	Tot.
7 on 6 (GK out)	1	100%	1/1	0	0/0	0/0	0/0
6 on 6 (GK out)	5	20%	1/2	3	0/0	0/1	0/1
6 on 5 (GK out)	1	100%	1/1	0	0/0	0/0	0/0
5 on 6 (GK out)	6	17%	1/3	3	0/0	3/4	3/4
6 on 6	56	54%	30/40	16			
6 on 5	3	67%	2/2	1			
5 on 6	5	60%	3/3	2			
4 on 6	2	0%	0/0	2			

Numbers show attacking numbers of opponent. Lower efficiency of opponent means better defense of this team

Jersey number Tot. Total shooting 6m 6m (line) shooting 9m 9m shooting Wng Wing shooting FB Fastbreak sh. 7m 7m penalty sh.
 Brk. Breakthrough sh. LD Long distance sh. As. Assists PC Pass clear chance E7 Earned 7m pen. TF Technical faults St. Steals
 2m 2m punishments C7. Committed 7m E2 Earned 2m pun. YC. Yellow cards R/B Red/Blue cards Blk. Blocks S Starting Line-up



Junior (U19) IHF Trophy Intercontinental Phase (W)



1. round

Match Team Statistics

Match No. 1

Canada 39 - 31 Uzbekistan

(22 - 14) (17 - 17)

7.4.2026. 14:45

Attendance: 150

Palace of Culture and Sports

Vasil Levski

Referees: Rita Dane (HUN) / Zsofia Marton (HUN)

Shot distribution by player

2 J. Uzokboeva

	1/1	1/2
2/2		2/4

3 S. Saparbaeva

2/2		
1/2	1/1	1/1
		0/1

1 post 3 miss.

5 S. Maftuna

1/1		
		1/2

7 S. Sharipboeva

1/1		0/1
		1/1

1 post

9 Z. Erkaboeva

2/2		
3/3		

4 post

10 Z. Tokhirova

1/1		
1/1		1/1
1/1	0/1	2/2

13 G. Turganbaeva

0/1		
		0/1
1/1		

14 G. Solijonova

0/1		

15 N. Khasanova

1/1		
1/2		1/3

17 M. Mukhiddinova

0/1		

TOTAL

5/6		
5/7	2/2	3/6
8/10	0/1	7/13

6 post 3 miss.

Saves distribution goalkeepers

1 D. Ibraymova

1/4	0/1	1/5
1/7	1/1	0/4
3/11	1/1	0/10

12 G. Sayidmurodova

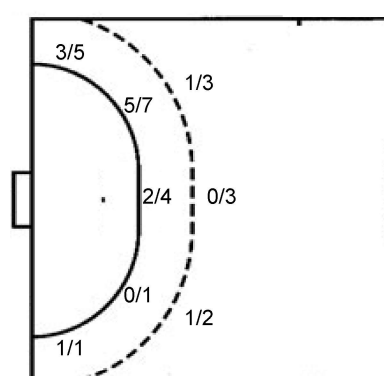
0/1		

TOTAL

1/4	0/1	1/5
1/7	1/1	0/4
3/12	1/1	0/10

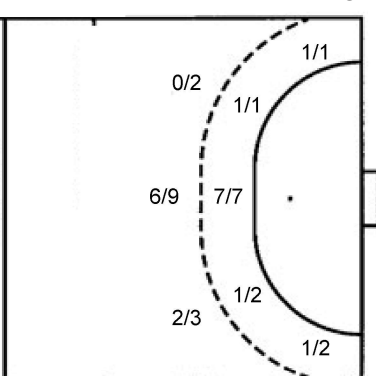
Shots by position

ATTACK



7m penalties 1/6
Fastbreak 3/4
Breakthrough 11/15
Long dist. 3/5

DEFENSE



7m penalties 5/6
Fastbreak 4/5
Breakthrough 11/16
Long dist. 0/0

Shooting statistics

Position	Goals	Sav.	Miss.	Post	Blk.	Total	%
Back (9m)	2	3	2	1	0	8	25
Line (6m)	7	2	0	3	0	12	58
Wing	4	2	0	0	0	6	67
7m penalties	1	4	1	0	0	6	17
Fastbreak	3	1	0	0	0	4	75
Breakthrough	11	3	0	1	0	15	73
Total	28	15	3	5	0	51	55

Jersey number Tot. Total shooting 6m 6m (line) shooting 9m 9m shooting Wng Wing shooting FB Fastbreak sh. 7m 7m penalty sh.
Brk. Breakthrough sh. LD Long distance sh. As. Assists PC Pass clear chance E7 Earned 7m pen. TF Technical faults St. Steals
2m 2m punishments C7. Committed 7m E2 Earned 2m pun. YC. Yellow cards R/B Red/Blue cards Blk. Blocks S Starting Line-up

Handball statistics and livescore by Toma-soft ltd (www.toma-soft.hr)

