23rd IHF Women's Junior (U20) World Championship

Slovenia (Celje and Laško)

Final Round, 17-18. place

Match Team Statistics

Match No. 97

Romania 22 - 23 Poland

(14 - 14) (8 - 9)

1.7.2022. 12:00
Attendance: 30
Arena Zlatorog

Referees: Vesna Balvan (BIH) / Tatjana Prastalo (BIH)

Romania

Players			Goals / shots									Attack					Def.			Penalties				TP
#	Surname and name	S	Tot.	%	9m	6m	Wing	7m	FB	Brk.	LD	As.	PC	E7	E2	TF	St.	C7	Blk	YC	2m	R	B	
5	LIXANDROIU Maria Diana		7/11	64	3/7					4/4					1	2								44:28
6	COMAN Andreea Alexandra		0/2	0			0/2																	16:44
9	BICHIR Malina Ioana	S	0/1	0	0/1							1	2	1		1		1						17:22
10	ION Maria Valentina		0/1	0						0/1		1				1								38:12
12	PERIANU Alexandra Sorina																							0:12
18	DARIE Sarah Aida		0/1	0		0/1								1		1								47:48
19	DUMITRASCU Alexandra Gabriela	S	3/5	60		0/1	2/3		1/1															41:18
21	AILINCAI Andreea																							3:36
23	TIRLE Bianca Andreea	S	1/1	100		1/1										1					1			24:11
27	MIHAI Mihaela Andreea	S	5/9	56			4/6	1/2	0/1															40:04
61	PREDA Clara Beatrice																							0:12
77	RUS Sara	S																						57:35
89	STOICA Angela Stefania	S	4/9	44	1/4	1/1		0/1		2/3		1	1		1	1					1			49:01
90	VOICA Elena Bianca											1												
96	NECULA Ioana Rebeca	S	2/2	100				1/1		1/1		1	1	2	3	2					3			39:17
98	MATEA Luciana Mara																							
	Team / bench																			1				
	UKUPNO		22/42	52	4/12	2/4	6/11	2/4	1/2	7/9	0/0	5	4	4	5	9	0	1	0	1	5	0	0	

Goalkeepers		Saves / shots								
#.	Surname and name	Tot.	%	9m	6m	Wing	7m	FB	Brk.	LD
12	PERIANU Alexandra Sorina	1/1	100				1/1			
61	PREDA Clara Beatrice	0/1	0				0/1			
77	RUS Sara	14/36	39	3/9	3/8	5/9		2/5	1/5	
	TOTAL	15/38	39	3/9	3/8	5/9	1/2	2/5	1/5	0/0

Coach: **Horatiu Pasca**

Number of attacks: 48, Efficiency: 46%, Average Duration: 38.60 seconds

Attack by type of defense

	Shots	9m	6m	Wing	TF	E7	E2
On def. 6-0	16/30	4/11	1/3	5/8	8	2	3
On def. 5-1	3/6	0/1	1/1	1/3	1	2	2
Fastbreak	1/2				0	0	0

Defense by type

	Total	9m	6m	Wing	Stl.	C7	2m
Def. 6-0	19/37	6/13	5/9	4/10	0	1	5
Fastbreak	3/5				0	0	0

Attack with superiority / minority / goalkeeper out

	Attack				Reaction		
	Att.	Eff.	Shots	TF	FB	LD	Tot.
7 on 6 (GK out)	1	0%	0/1	0	0/0	0/0	0/0
6 on 6 (GK out)	3	67%	2/3	0	0/0	0/0	0/0
6 on 6	34	50%	17/27	7			
6 on 5	7	29%	2/6	1			
5 on 6	3	33%	1/2	1			

Player superiority / GK out counted at the end of attack (in case it changes during attack)

Defense with superiority / minority / goalkeeper out

	Attack				Reaction		
	Att.	Eff.	Shots	TF	FB	LD	Tot.
7 on 6 (GK out)	11	55%	6/10	1	0/0	0/0	0/0
6 on 6 (GK out)	4	75%	3/3	1	0/0	0/0	0/0
6 on 6	24	46%	11/22	2			
7 on 5 (GK out)	2	0%	0/1	1	0/0	0/0	0/0
6 on 5 (GK out)	2	50%	1/1	1	0/0	0/0	0/0
6 on 5	5	40%	2/5	0			

Numbers show attacking numbers of oponnent. Lower efficiency of oponnent means better defense of this team

#	Jersey number	**Tot.**	Total shooting	**6m**	6m (line) shooting	**9m**	9m shooting	**Wng**	Wing shooting	**FB**	Fastbreak sh.	**7m**	7m penalty sh.
Brk.	Breakthrough sh.	**LD**	Long distance sh.	**As.**	Assists	**PC**	Pass clear chance	**E7**	Earned 7m pen.	**TF**	Technical faults	**St.**	Steals
2m	2m punishments	**C7.**	Commited 7m	**E2**	Earned 2m pun.	**YC.**	Yellow cards	**R/B**	Red/Blue cards	**Blk.**	Blocks	**S**	Starting Line-up

23rd IHF Women's Junior (U20) World Championship

Slovenia (Celje and Laško)

Final Round, 17-18. place

Match Team Statistics

Match No. 97

Romania 22 - 23 Poland

(14 - 14) (8 - 9)

1.7.2022. 12:00
Attendance: 30
Arena Zlatorog

Referees: Vesna Balvan (BIH) / Tatjana Prastalo (BIH)

Shot distribution by player

5 M. Lixandroiu

2/2		1/1
0/1		
3/4	1/1	

1 miss. 1 block

6 A. Coman

		0/2

9 M. Bichir

	0/1	

10 M. Ion

		0/1

18 S. Darie

0/1		

19 A. Dumitrascu

	1/1	0/1
0/1		

2/2 lob

21 A. Ailincai

23 B. Tirle

		1/1

27 M. Mihai

2/2	1/1	
0/2		1/2

1 miss. 1/1 lob

89 A. Stoica

		1/1
0/1		3/3
0/1		

1 post 2 miss.

90 E. Voica

96 I. Necula

1/1		
		1/1

98 L. Matea

TOTAL

5/5	1/1	2/2
0/5	1/2	4/6
3/6	1/1	2/5

1 post 4 miss. 1 block 3/3 lob

Saves distribution goalkeepers

12 A. Perianu

1/1		

61 C. Preda

0/1		

77 S. Rus

0/3		0/2
5/6	1/1	1/4
4/10	1/2	1/6

TOTAL

0/3		0/2
6/7	1/1	1/4
4/11	1/2	1/6

Shots by position

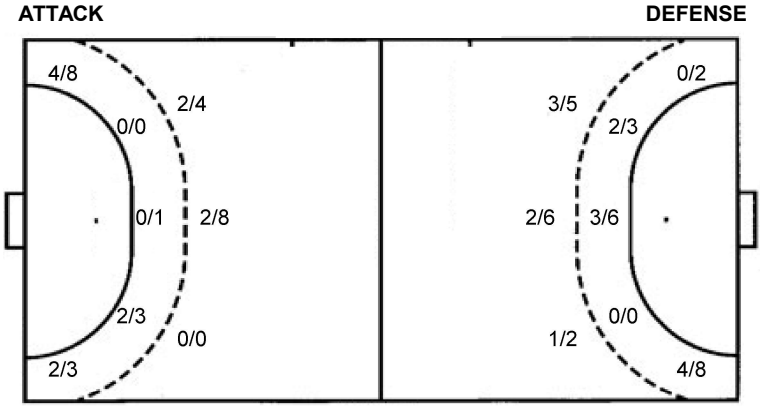

7m penalties	2/4	7m penalties	1/2
Fastbreak	1/2	Fastbreak	3/5
Breakthrough	7/9	Breakthrough	4/5
Long dist.	0/0	Long dist.	0/0

Shooting statistics

Position	Goals	Sav.	Miss.	Post	Blk.	Total	%
Back (9m)	4	5	2	0	1	12	33
Line (6m)	2	2	0	0	0	4	50
Wing	6	4	1	0	0	11	55
7m penalties	2	1	0	1	0	4	50
Fastbreak	1	1	0	0	0	2	50
Breakthrough	7	1	1	0	0	9	78
Total	**22**	**14**	**4**	**1**	**1**	**42**	**52**

#	Jersey number	**Tot.**	Total shooting	**6m**	6m (line) shooting	**9m**	9m shooting	**Wng**	Wing shooting	**FB**	Fastbreak sh.	**7m**	7m penalty sh.
Brk.	Breakthrough sh.	**LD**	Long distance sh.	**As.**	Assists	**PC**	Pass clear chance	**E7**	Earned 7m pen.	**TF**	Technical faults	**St.**	Steals
2m	2m punishments	**C7.**	Commited 7m	**E2**	Earned 2m pun.	**YC.**	Yellow cards	**R/B**	Red/Blue cards	**Blk.**	Blocks	**S**	Starting Line-up

23rd IHF Women's Junior (U20) World Championship

Slovenia (Celje and Laško)

Final Round, 17-18. place

Match Team Statistics

Match No. 97

Romania 22 - 23 Poland

(14 - 14) (8 - 9)

1.7.2022. 12:00
Attendance: 30
Arena Zlatorog

Referees: Vesna Balvan (BIH) / Tatjana Prastalo (BIH)

Poland

Players			Goals / shots									Attack					Def.			Penalties				TP
#	Surname and name	S	Tot.	%	9m	6m	Wing	7m	FB	Brk.	LD	As.	PC	E7	E2	TF	St.	C7	Blk	YC	2m	R	B	
1	HYPKA Aleksandra	S																						54:38
5	KOPAŃSKA Paulina	S	4/8	50	3/6				1/2			2	2		3		2	2		1	3			43:47
6	PANKOWSKA Natalia		0/1	0		0/1								1										9:30
7	GRZESISTA Kamila																							
8	JUREŃCZYK Karolina		1/3	33	1/2	0/1						1	1			1			1					33:33
9	JASIŃSKA Julia																							
13	GŁĘBOCKA Nikola	S	5/7	71		5/7										1								50:30
15	KOZIOŁ Patrycja	S	3/5	60			3/5																	30:50
16	SULIGA Oliwia																							0:19
17	SWIERŻEWSKA Justyna											1	1		1	1								24:45
18	GROBELNA Daria		1/3	33			1/3														1			29:32
19	PASTUSZKA Michalina	S	5/7	71	1/2				1/1	3/4		4	1	1	1	1								48:23
20	SZCZUKOCKA Sara	S	1/2	50			0/1		1/1								1							28:10
21	GRANICKA Joanna																							
29	BARSKA Iga		0/1	0			0/1																	30:00
44	NIEWIADOMSKA Julia	S	3/7	43	1/3			1/2	0/1	1/1		1				1		1			1			36:03
	Team / bench															1				1				
	UKUPNO		23/44	52	6/13	5/9	4/10	1/2	3/5	4/5	0/0	9	5	2	5	6	3	3	1	2	5	0	0	

Goalkeepers		Saves / shots								
#.	Surname and name	Tot.	%	9m	6m	Wing	7m	FB	Brk.	LD
1	HYPKA Aleksandra	14/35	40	5/9	2/4	4/10	1/2	1/2	1/8	
16	SULIGA Oliwia	0/1	0				0/1			
	TOTAL	14/36	39	5/9	2/4	4/10	1/3	3/2	1/8	0/0

Coach: **Paweł Tetelewski**

Number of attacks: 48, Efficiency: 48%, Average Duration: 36.91 seconds

Attack by type of defense

	Shots	9m	6m	Wing	TF	E7	E2
On def. 6-0	19/37	6/13	5/9	4/10	6	2	5
Fastbreak	3/5				0	0	0

Defense by type

	Total	9m	6m	Wing	Stl.	C7	2m
Def. 6-0	16/30	4/11	1/3	5/8	3	1	3
Def. 5-1	3/6	0/1	1/1	1/3	0	2	2
Fastbreak	1/2				0	0	0

Attack with superiority / minority / goalkeeper out

	Attack				Reaction		
	Att.	Eff.	Shots	TF	FB	LD	Tot.
7 on 6 (GK out)	11	55%	6/10	1	0/0	0/0	0/0
6 on 6 (GK out)	4	75%	3/3	1	0/0	0/0	0/0
6 on 6	24	46%	11/22	2			
7 on 5 (GK out)	2	0%	0/1	1	0/0	0/0	0/0
6 on 5 (GK out)	2	50%	1/1	1	0/0	0/0	0/0
6 on 5	5	40%	2/5	0			

Player superiority / GK out counted at the end of attack (in case it changes during attack)

Defense with superiority / minority / goalkeeper out

	Attack				Reaction		
	Att.	Eff.	Shots	TF	FB	LD	Tot.
7 on 6 (GK out)	1	0%	0/1	0	0/0	0/0	0/0
6 on 6 (GK out)	3	67%	2/3	0	0/0	0/0	0/0
6 on 6	34	50%	17/27	7			
6 on 5	7	29%	2/6	1			
5 on 6	3	33%	1/2	1			

Numbers show attacking numbers of oponnent. Lower efficiency of oponnent means better defense of this team

#	Jersey number	**Tot.**	Total shooting	**6m**	6m (line) shooting	**9m**	9m shooting	**Wng**	Wing shooting	**FB**	Fastbreak sh.	**7m**	7m penalty sh.
Brk.	Breakthrough sh.	**LD**	Long distance sh.	**As.**	Assists	**PC**	Pass clear chance	**E7**	Earned 7m pen.	**TF**	Technical faults	**St.**	Steals
2m	2m punishments	**C7.**	Commited 7m	**E2**	Earned 2m pun.	**YC.**	Yellow cards	**R/B**	Red/Blue cards	**Blk.**	Blocks	**S**	Starting Line-up

23rd IHF Women's Junior (U20) World Championship

Slovenia (Celje and Laško)

Final Round, 17-18. place

Match Team Statistics

Match No. 97

Romania 22 - 23 Poland

(14 - 14) (8 - 9)

1.7.2022. 12:00
Attendance: 30
Arena Zlatorog

Referees: Vesna Balvan (BIH) / Tatjana Prastalo (BIH)

Shot distribution by player

5 P. Kopańska

2/2		2/2
0/1	0/1	
0/1		

1 miss.

6 N. Pankowska

	0/1	

7 K. Grzesista

8 K. Jureńczyk

0/1		1/1

1 post

9 J. Jasińska

13 N. Głębocka

0/1		
2/2		2/2

1 miss. 1/1 lob

15 P. Kozioł

1/2		
2/2		

0/1 lob

17 J. Świerżewska

18 D. Grobelna

1/1		
0/1		
		0/1

19 M. Pastuszka

		2/3
2/2	1/1	

1 miss.

20 S. Szczukocka

		1/1

1 miss.

21 J. Granicka

29 I. Barska

0/1		

44 J. Niewiadomska

0/1		
1/3		2/2

1 miss.

TOTAL

3/3		2/2
1/7	0/1	3/4
7/11	1/2	5/6

1 post 5 miss. 1/2 lob

Saves distribution goalkeepers

1 A. Hypka

0/4	0/1	0/2
5/5	1/2	2/6
3/6	0/1	3/5

16 O. Suliga

0/1		

TOTAL

0/5	0/1	0/2
5/5	1/2	2/6
3/6	0/1	3/5

Shots by position

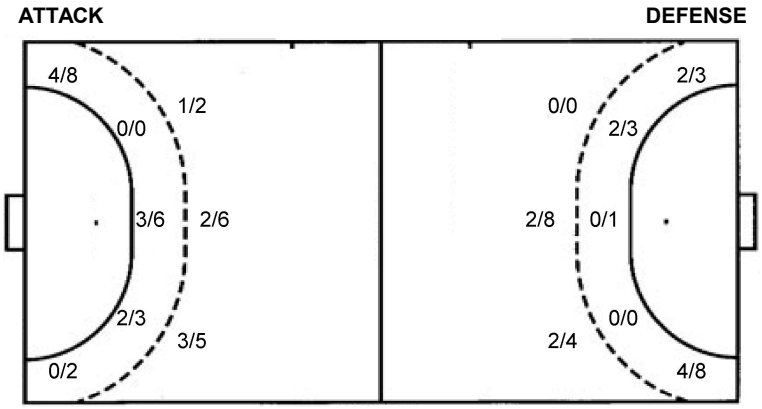

7m penalties	1/2	7m penalties	2/4
Fastbreak	3/5	Fastbreak	1/2
Breakthrough	4/5	Breakthrough	7/9
Long dist.	0/0	Long dist.	0/0

Shooting statistics

Position	Goals	Sav.	Miss.	Post	Blk.	Total	%
Back (9m)	6	3	3	1	0	13	46
Line (6m)	5	3	1	0	0	9	56
Wing	4	5	1	0	0	10	40
7m penalties	1	1	0	0	0	2	50
Fastbreak	3	2	0	0	0	5	60
Breakthrough	4	1	0	0	0	5	80
Total	**23**	**15**	**5**	**1**	**0**	**44**	**52**

#	Jersey number	**Tot.**	Total shooting	**6m**	6m (line) shooting	**9m**	9m shooting	**Wng**	Wing shooting	**FB**	Fastbreak sh.	**7m**	7m penalty sh.
Brk.	Breakthrough sh.	**LD**	Long distance sh.	**As.**	Assists	**PC**	Pass clear chance	**E7**	Eearned 7m pen.	**TF**	Technical faults	**St.**	Steals
2m	2m punishments	**C7.**	Commited 7m	**E2**	Eearned 2m pun.	**YC.**	Yellow cards	**R/B**	Red/Blue cards	**Blk.**	Blocks	**S**	Starting Line-up

23rd IHF Women's Junior (U20) World Championship

Slovenia (Celje and Laško)

Final Round, 17-18. place

Match Team Statistics

Match No. 97

Romania 22 - 23 Poland

(14 - 14) (8 - 9)

1.7.2022. 12:00
Attendance: 30
Arena Zlatorog

Referees: Vesna Balvan (BIH) / Tatjana Prastalo (BIH)

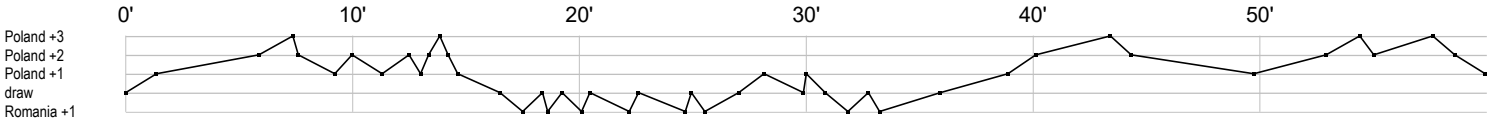

Romania



Poland



	In game	**g**	Goal scored	**f**	Missed shot	**a**	Assist	**t**	Technical faults	**b**	Steal
2	2min suspension	**e**	Eearned 7m	**c**	Commited 7m	**y**	Yellow card	**r**	Red Card	**k**	Blue card
i	Eearned 2min.	**x**	Block	**4**	4min suspension	**p**	Pass for clear chance	**s**	Saved shot	**r**	Received goal