



23rd IHF Women's Junior (U20) World Championship

Slovenia (Celje and Laško)

Final Round, 29-32. place



Match Team Statistics

Match No. 95

Iran 46 - 26 Mexico

(18 - 11) (28 - 15)

30.6.2022. 10:00

Attendance: 60

Arena Golovec

Referees: Marko Sekulic (SRB) / Vladimir Jovandic (SRB)

Iran

#	Surname and name	S	Goals / shots									Attack					Def.			Penalties				TP				
			Tot.	%	9m	6m	Wing	7m	FB	Brk.	LD	As.	PC	E7	E2	TF	St.	C7	Blk	YC	2m	R	B					
4	MERIKHI Fatemeh	S	5/10	50	1/4			0/1	1/1	3/4		5	1			5	1											27:16
7	MOUSAZADEH Sara		0/2	0				0/2																				11:19
8	KARIMI Haniyeh	S	14/18	78	0/2	0/1	3/4		2/2	8/8	1/1	3																60:00
9	HASSAN NEJADI Mobina		1/2	50	0/1					1/1		1		1	1		1											18:42
11	BADVI Mehraban	S	0/1	0		0/1						1				3	1											29:08
12	YARMOHAMMADTOUSKI Elnaz																											27:08
19	DOKHAEI Hasti																											1:18
24	HOSSEINI Seyed Leila		1/1	100				1/1																				0:11
26	GHARAKHANI DEHSORKHI Marziyeh	S													1													32:47
29	NOSOOHI Shahrzad		6/9	67	1/3				1/1	4/5		3	1			1	1		2									37:16
31	DOLATI Samaneh	S	5/7	71			2/4		3/3															1				57:18
33	GHANBARI Masoumeh																											
39	RAHMANI Negin		3/4	75	1/1					2/3					2	1												13:21
64	ZENDEHBOUDI Negar	S	5/9	56	0/1				0/1	4/6	1/1	1			1	2		1						1				40:48
70	BARATPOUR Fatemeh	S	5/5	100		4/4				1/1						1		2	1					1				55:24
76	SHAHBAZI Maedeh		1/1	100	1/1										1	1	2											8:04
Team / bench																												
UKUPNO			46/69	67	4/13	4/6	5/10	1/2	7/8	23/28	2/2	14	2	2	5	16	3	4	3	0	3	0	0					

#	Surname and name	Saves / shots								
		Tot.	%	9m	6m	Wing	7m	FB	Brk.	LD
12	YARMOHAMMADTOUSKI Elnaz	8/18	44	1/3	2/2	3/5	1/3	0/2	1/3	
26	GHARAKHANI DEHSORKHI Marziyeh	8/24	33	2/3	1/7	2/5	0/1	0/2	3/6	
TOTAL		16/42	38	3/6	3/9	5/10	1/4	0/4	4/9	0/0

Coach: Gholamali Akbarabadi

Number of attacks: 81, Efficiency: 57%, Average Duration: 22.01 seconds

Attack by type of defense

	Shots	9m	6m	Wing	TF	E7	E2
On def. 6-0	4/8	0/3	0/0	1/1	7	0	0
On def. 5-1	24/37	4/9	3/4	4/8	6	2	4
On def. 4-2	5/7	0/0	1/1	0/1	3	0	1
On def. 3-3	0/1	0/1	0/0	0/0	0	0	0
On def. press.	3/4	0/0	0/1	0/0	0	0	0
Fastbreak	7/8				0	0	0

Defense by type

	Total	9m	6m	Wing	Stl.	C7	2m
Def. 6-0	18/44	3/13	5/8	5/14	3	4	3
Def. 5-1	1/7	0/2	1/1	0/2	0	0	0
Fastbreak	4/4				0	0	0

Defense with superiority / minority / goalkeeper out

	Attack				Reaction		
	Att.	Eff.	Shots	TF	FB	LD	Tot.
6 on 6 (GK out)	5	0%	0/4	1	0/0	2/2	2/2
6 on 6	64	34%	22/43	21			
5 on 6	7	29%	2/3	4			
6 on 5	3	33%	1/3	0			
6 on 4	3	33%	1/3	0			

Numbers show attacking numbers of opponent. Lower efficiency of opponent means better defense of this team

Attack with superiority / minority / goalkeeper out

	Attack				Reaction		
	Att.	Eff.	Shots	TF	FB	LD	Tot.
6 on 6	63	51%	32/47	16			
6 on 5	12	67%	8/12	0			
6 on 4	1	100%	1/1	0			
5 on 6	2	100%	2/2	0			
4 on 6	3	100%	3/3	0			

Player superiority / GK out counted at the end of attack (in case it changes during attack)

Jersey number Tot. Total shooting 6m 6m (line) shooting 9m 9m shooting Wng Wing shooting FB Fastbreak sh. 7m 7m penalty sh.
 Brk. Breakthrough sh. LD Long distance sh. As. Assists PC Pass clear chance E7 Earned 7m pen. TF Technical faults St. Steals
 2m 2m punishments C7. Committed 7m E2 Earned 2m pun. YC. Yellow cards R/B Red/Blue cards Blk. Blocks S Starting Line-up



23rd IHF Women's Junior (U20) World Championship

Slovenia (Celje and Laško)

Final Round, 29-32. place



Match Team Statistics

Match No. 95

Iran 46 - 26 Mexico

(18 - 11) (28 - 15)

30.6.2022. 10:00

Attendance: 60

Arena Golovec

Referees: Marko Sekulic (SRB) / Vladimir Jovandic (SRB)

Shot distribution by player

4 F. Merikhi

		1/1
0/1		0/1
		2/3

1 post 1 miss. 2/2 lob

7 S. Mousazadeh

	0/2	

8 H. Karimi

5/5		5/5
3/4	1/1	

1 post 2 miss.

9 M. Hassan Nejadi

	0/1	1/1

1 post

11 M. Badvi

	0/1	

19 H. Dokhaei

24 S. Hosseini

1/1		

29 S. Nosoochi

0/1		
2/3	0/1	4/4

31 S. Dolati

		2/2
		1/2
	0/1	2/2

33 M. Ghanbari

39 N. Rahmani

1/1		
2/2		

1 post

64 N. Zendejboudi

1/1		
0/1	1/1	0/1
2/3		0/1

1/1 lob

70 F. Baratpour

		1/1
2/2		2/2

76 M. Shahbazi

		1/1

TOTAL

6/7		10/10
4/7	2/2	1/4
9/11	0/6	11/13

3 post 3 miss. 3/3 lob

Saves distribution goalkeepers

12 E. Yarmohammadtou

1/1		1/2
1/1	1/1	1/2
0/1	2/2	1/7

26 M. Gharakhani Dehsorkhi

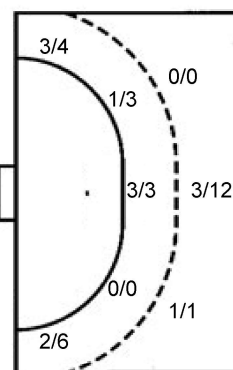
0/2		0/4
3/4		
1/6	1/1	3/7

TOTAL

1/3		1/6
4/5	1/1	1/2
1/7	3/3	4/14

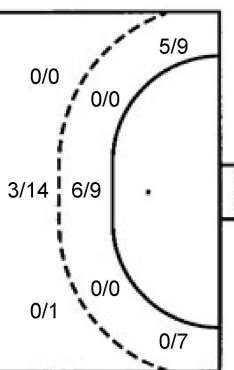
Shots by position

ATTACK



7m penalties 1/2
Fastbreak 7/8
Breakthrough 23/28
Long dist. 2/2

DEFENSE



7m penalties 3/4
Fastbreak 4/4
Breakthrough 5/11
Long dist. 0/0

Shooting statistics

Position	Goals	Sav.	Miss.	Post	Blk.	Total	%
Back (9m)	4	6	3	0	0	13	31
Line (6m)	4	2	0	0	0	6	67
Wing	5	4	0	1	0	10	50
7m penalties	1	1	0	0	0	2	50
Fastbreak	7	1	0	0	0	8	88
Breakthrough	23	3	0	2	0	28	82
Total	44	17	3	3	0	67	66

Jersey number Tot. Total shooting 6m 6m (line) shooting 9m 9m shooting Wng Wing shooting FB Fastbreak sh. 7m 7m penalty sh.
Brk. Breakthrough sh. LD Long distance sh. As. Assists PC Pass clear chance E7 Earned 7m pen. TF Technical faults St. Steals
2m 2m punishments C7. Committed 7m E2 Earned 2m pun. YC. Yellow cards R/B Red/Blue cards Blk. Blocks S Starting Line-up

Handball statistics and livescore by Toma-soft ltd (www.toma-soft.hr)



23rd IHF Women's Junior (U20) World Championship

Slovenia (Celje and Laško)

Final Round, 29-32. place



Match Team Statistics

Match No. 95

Iran 46 - 26 Mexico

(18 - 11) (28 - 15)

30.6.2022. 10:00

Attendance: 60

Arena Golovec

Referees: Marko Sekulic (SRB) / Vladimir Jovandic (SRB)

Mexico

#	Surname and name	S	Goals / shots								Attack					Def.			Penalties				TP		
			Tot.	%	9m	6m	Wing	7m	FB	Brk.	LD	As.	PC	E7	E2	TF	St.	C7	Blk	YC	2m	R		B	
2	OROZCO LOPEZ Itzel	S	2/6	33	0/1	0/1		2/3		0/1					1								21:43		
5	VERDUGO VEJAR Jenifer	S	4/10	40	0/3		1/4	1/1		2/2				1		1				1			46:38		
6	GOVEA RAMON Brenda Estefania	S	2/7	29	0/3	0/1	0/1			2/2				1	1	2							41:12		
7	LEIJA MARQUEZ Nicole Alejandra	S	0/2	0						0/2				1	1	1	1	5					17:06		
8	IBARRA SALAZAR Fabiola	S	5/9	56	0/1	3/4	1/2		1/1	0/1													26:33		
10	SANCHEZ GARCIA Andrea Mariana	S	5/10	50	0/1			3/7		2/2						1	2						41:26		
11	GARCIA MALDONADO Andrea	S	0/2	0			0/2									2							22:33		
12	GONZALEZ ALAMEDA Nataly															2							45:49		
13	ALCALA LUNA Karen Melissa		2/5	40	0/1				1/1	1/3				1	1	1		4	1			2	44:26		
16	PASTRANA ALMAGUER Andrea Carolina		3/4	75	3/4									3	5			5	1				56:41		
24	VENANCIO RAMOS Karewit Alexandra																	5					12:41		
26	FERNANDEZ HIDALGO Perla		3/4	75	0/1	3/3										1	1				2		43:12		
Team / bench																									
UKUPNO			26/59	44	3/15	6/9	5/16	3/4	4/4	5/11	0/0			6	8	4	1	26	4	2	0	0	5	0	0

#	Surname and name	Saves / shots								
		Tot.	%	9m	6m	Wing	7m	FB	Brk.	LD
12	GONZALEZ ALAMEDA Nataly	13/43	30	6/7	1/3	2/7	1/1	0/4	3/21	
24	VENANCIO RAMOS Karewit Alexandra	4/18	22	0/3	1/3	2/2	0/1	1/4	0/5	
TOTAL		17/61	28	6/10	2/6	4/9	1/2	1/8	3/26	0/0

Coach: Adriana Garcia Castillo

Number of attacks: 82, Efficiency: 32%, Average Duration: 22.16 seconds

Attack by type of defense

	Shots	9m	6m	Wing	TF	E7	E2
On def. 6-0	18/44	3/13	5/8	5/14	23	4	1
On def. 5-1	1/7	0/2	1/1	0/2	3	0	0
Fastbreak	4/4				0	0	0

Defense by type

	Total	9m	6m	Wing	Stl.	C7	2m
Def. 6-0	4/8	0/3	0/0	1/1	2	0	0
Def. 5-1	24/37	4/9	3/4	4/8	2	2	4
Def. 4-2	5/7	0/0	1/1	0/1	0	0	1
Def. 3-3	0/1	0/1	0/0	0/0	0	0	0
Def. press.	3/4	0/0	0/1	0/0	0	0	0
Fastbreak	7/8				0	0	0

Attack with superiority / minority / goalkeeper out

	Attack				Reaction		
	Att.	Eff.	Shots	TF	FB	LD	Tot.
6 on 6 (GK out)	5	0%	0/4	1	0/0	2/2	2/2
6 on 6	64	34%	22/43	21			
5 on 6	7	29%	2/3	4			
6 on 5	3	33%	1/3	0			
6 on 4	3	33%	1/3	0			

Player superiority / GK out counted at the end of attack (in case it changes during attack)

Defense with superiority / minority / goalkeeper out

	Attack				Reaction		
	Att.	Eff.	Shots	TF	FB	LD	Tot.
6 on 6	63	51%	32/47	16			
6 on 5	12	67%	8/12	0			
6 on 4	1	100%	1/1	0			
5 on 6	2	100%	2/2	0			
4 on 6	3	100%	3/3	0			

Numbers show attacking numbers of opponent. Lower efficiency of opponent means better defense of this team

Jersey number Tot. Total shooting 6m 6m (line) shooting 9m 9m shooting Wng Wing shooting FB Fastbreak sh. 7m 7m penalty sh.
 Brk. Breakthrough sh. LD Long distance sh. As. Assists PC Pass clear chance E7 Earned 7m pen. TF Technical faults St. Steals
 2m 2m punishments C7. Committed 7m E2 Earned 2m pun. YC. Yellow cards R/B Red/Blue cards Blk. Blocks S Starting Line-up



23rd IHF Women's Junior (U20) World Championship

Slovenia (Celje and Laško)

Final Round, 29-32. place



Match Team Statistics

Match No. 95

Iran 46 - 26 Mexico

(18 - 11) (28 - 15)

30.6.2022. 10:00

Attendance: 60

Arena Golovec

Referees: Marko Sekulic (SRB) / Vladimir Jovandic (SRB)

Shot distribution by player

2 I. Orozco Lopez

0/1		0/1
2/2	0/1	0/1

5 J. Verdugo Vejar

1/1		
		3/3

4 miss. 2 block

6 B. Govea Ramon

0/1	0/1	
2/2	0/1	

1 post 1 miss.

7 N. Leija Marquez

0/1		
0/1		

8 F. Ibarra Salazar

0/1		
2/2	0/1	3/4

1 block

10 A. Sanchez Garcia

		3/4
		1/2

1 post 2 miss. 1/1 lob

11 A. Garcia Maldonado

		0/1

1 post

13 K. Alcalá Luna

1/1		
		1/1

2 post 1 miss.

16 A. Pastrana Almaguer

		2/2
		1/1

1 miss.

26 P. Fernandez Hidalgo

1/1		
0/1		
		2/2

TOTAL

2/3		5/6
1/5	0/1	1/2
6/7	0/3	10/14

5 post 9 miss. 3 block 1/1 lob

Saves distribution goalkeepers

12 N. Gonzalez Alameda

1/7		0/6
1/3	0/2	3/3
2/9	4/4	2/9

24 K. Venancio Ramos

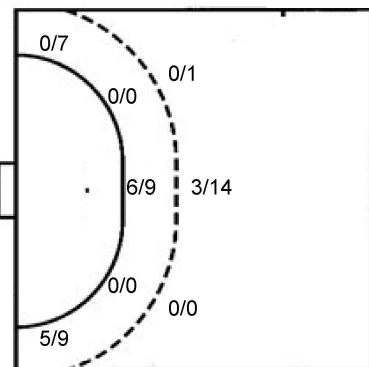
		0/4
2/4		0/1
0/2	2/2	0/4

TOTAL

1/7		0/10
3/7	0/2	3/4
2/11	6/6	2/13

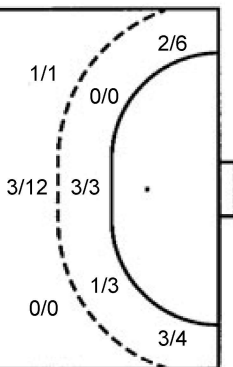
Shots by position

ATTACK



7m penalties 3/4
Fastbreak 4/4
Breakthrough 5/11
Long dist. 0/0

DEFENSE



7m penalties 1/2
Fastbreak 7/8
Breakthrough 23/28
Long dist. 2/2

Shooting statistics

Position	Goals	Sav.	Miss.	Post	Blk.	Total	%
Back (9m)	3	3	3	3	3	15	20
Line (6m)	6	3	0	0	0	9	67
Wing	5	5	5	1	0	16	31
7m penalties	3	1	0	0	0	4	75
Fastbreak	4	0	0	0	0	4	100
Breakthrough	5	4	1	1	0	11	45
Total	26	16	9	5	3	59	44

Jersey number Tot. Total shooting 6m 6m (line) shooting 9m 9m shooting Wng Wing shooting FB Fastbreak sh. 7m 7m penalty sh.
Brk. Breakthrough sh. LD Long distance sh. As. Assists PC Pass clear chance E7 Earned 7m pen. TF Technical faults St. Steals
2m 2m punishments C7. Committed 7m E2 Earned 2m pun. YC. Yellow cards R/B Red/Blue cards Blk. Blocks S Starting Line-up

Handball statistics and livescore by Toma-soft ltd (www.toma-soft.hr)



23rd IHF Women's Junior (U20) World Championship

Slovenia (Celje and Laško)

Final Round, 29-32. place



Match Team Statistics

Match No. 95

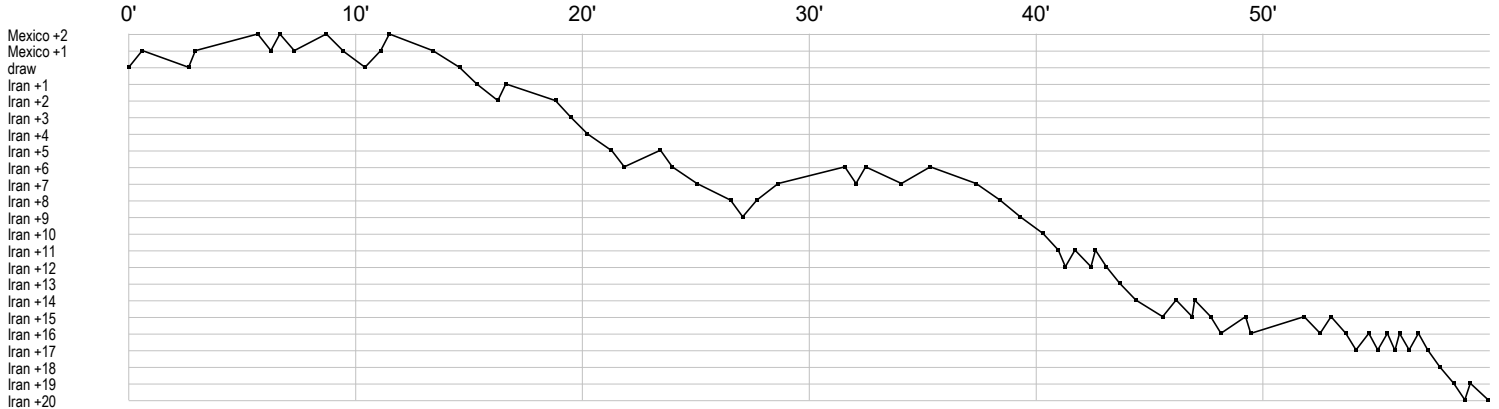
Iran 46 - 26 Mexico
(18 - 11) (28 - 15)

30.6.2022. 10:00

Attendance: 60

Arena Golovec

Referees: Marko Sekulic (SRB) / Vladimir Jovandic (SRB)



Iran

4 Merikhi F	t f a t t				a a f f			f		t f g		g	p		t	b g g	g	a														
7 Mousazadeh															f		f															
8 Karimi H					g			g g g	f				g		g	a g g	g g a	g	g g	f	f	g	a	f								
9 Hassan										g f						c	a						ei									
11 Badvi M	t															f	t					ba										
12 Yarmohammadi		r	r	rr	s	r	ss	ss	r	s	r			r	r			ss														
19 Dokhaei H																							g									
24 Hosseini S																																
26 Gharakhani	r	r	r											s	s	r	s	ss	r	s		r	s	r	r	r	str	r	r	r	r	
29 Nosoohi S		x	x					g	f				b	g	t					f	f	a	g	g	a		a	pg				
31 Dolati S					f	g							g	f			2		g											g	g	
33 Ghanbari M																																
39 Rahmani N					g	t		gi					i																	g	f	
64 Zendeboodi	g	t	t	g	g	c		g	f				i	f	g				f	a								2			f	
70 Baratpour F					x	g							g	c						t	2	c								g	g	
76 Shahbazi M														ie					g													

Mexico

2 Orozco Lopez										g	t		f	f		g			ff																							
5 Verdugo Vejar					g	f	f	g	t	g			f			f	g		f											c	2											
6 Govea	t	f		a	e	t		f	t	f			f		p	f	e											g	t	g												
7 Leija Marquez												t	p	t	t												f	f	e			at	t									
8 Ibarra Salazar					gg		f		f	f																					g	f	g	g								
10 Sanchez	bg				g								f	g	f					f	f									g	f		bt	g								
11 Garcia																															f	t	t	f								
12 Gonzalez	r		r	r	r	r	s	r		r	r	s	r		r	r	s	r	r	r	r	r	r	r	r	r	r	r	r	r	r	r	r	r								
13 Alcalá Luna K					f					2			2							g	p						f	t	bg	t			e		t		af					
16 Pastrana																																p		a	p	p	t	a	g	tt		
24 Venancio																														r	r	r			s	r	r	r	r	r	r	
26 Fernandez																														2		c	2				f		g	g	g	t

In game	g Goal scored	f Missed shot	a Assist	t Technical faults	b Steal
2 2min suspension	e Earned 7m	c Committed 7m	y Yellow card	r Red Card	k Blue card
i Earned 2min.	x Block	4 4min suspension	p Pass for clear chance	s Saved shot	r Received goal