23rd IHF Women's Junior (U20) World Championship

Slovenia (Celje and Laško)

Final Round, Quarterfinals

Match Team Statistics
Match No. 90

Hungary 30 - 26 Denmark

(11 - 12) (19 - 14)

30.6.2022. 20:30
Attendance: 200
Arena Golovec

Referees: Karim Gasmi (FRA) / Raouf Gasmi (FRA)

Hungary

Players			Goals / shots									Attack					Def.			Penalties				TP
#	Surname and name	S	Tot.	%	9m	6m	Wing	7m	FB	Brk.	LD	As.	PC	E7	E2	TF	St.	C7	Blk	YC	2m	R	B	
4	VÁMOS Míra	S	1/1	100			1/1											1			1			48:05
6	JUHÁSZ Gréta	S	4/7	57	0/2				0/1	4/4				1							1			36:36
7	KUKELY Anna	S	5/7	71	0/1					5/6						1				1				40:23
8	MÉRAI Maja	S	0/1	0					0/1															24:02
10	KAJDON Blanka	S	7/8	88	1/2	1/1		1/1		4/4		1		1		1								44:05
13	FARKAS Johanna	S	6/7	86				2/3		4/4			1		1	2								18:48
16	BUKOVSZKY Anna	S																						45:08
18	KORONCZAI Petra		4/5	80	1/2					3/3		1		1		1								17:27
19	VÁRTOK Tamara		1/1	100			1/1										1							21:50
20	FARAGÓ Luca		1/2	50		1/2								1				1						50:06
22	BALLAI Borbála															3	1							9:37
24	BESSZER Borbála															1								7:19
31	TÖRÖK Lilly																				1			10:14
36	MLINKÓ Zsófia																							
72	ZSIGMOND Panna																							13:15
88	FERENCZY Diána		1/2	50			1/1			0/1			1				1							33:05
	Team / bench																			1				
	UKUPNO		30/41	73	2/7	2/3	3/3	3/4	0/2	20/22	0/0	2	2	4	1	9	3	2	0	2	3	0	0	

Goalkeepers		Saves / shots								
#.	Surname and name	Tot.	%	9m	6m	Wing	7m	FB	Brk.	LD
16	BUKOVSZKY Anna	9/29	31	2/6	1/4	4/11	0/2		2/6	
72	ZSIGMOND Panna	1/7	14	0/2	0/1	1/1		0/1	0/2	
	TOTAL	10/36	28	2/8	1/5	5/12	0/2	0/1	2/8	0/0

Coach: **Szilárd Kiss**

Number of attacks: 49, Efficiency: 61%, Average Duration: 35.35 seconds

Attack by type of defense

	Shots	9m	6m	Wing	TF	E7	E2
On def. 6-0	21/28	2/7	2/3	2/2	9	2	1
On def. 5-1	4/4	0/0	0/0	1/1	0	2	0
On def. 4-2	1/2	0/0	0/0	0/0	0	0	0
On def. 3-3	1/1	0/0	0/0	0/0	0	0	0
Fastbreak	0/2				0	0	0

Defense by type

	Total	9m	6m	Wing	Stl.	C7	2m
Def. 6-0	23/39	6/11	4/5	7/12	3	2	3
Fastbreak	1/1				0	0	0

Attack with superiority / minority / goalkeeper out

	Attack				Reaction		
	Att.	Eff.	Shots	TF	FB	LD	Tot.
6 on 6	45	64%	29/37	8			
6 on 5	1	0%	0/0	1			
5 on 6	3	33%	1/3	0			

Player superiority / GK out counted at the end of attack (in case it changes during attack)

Defense with superiority / minority / goalkeeper out

	Attack				Reaction		
	Att.	Eff.	Shots	TF	FB	LD	Tot.
6 on 6	43	51%	22/33	10			
5 on 6	2	100%	2/2	0			
6 on 5	5	40%	2/5	0			

Numbers show attacking numbers of oponnent. Lower efficiency of oponnent means better defense of this team

#	Jersey number	**Tot.**	Total shooting	**6m**	6m (line) shooting	**9m**	9m shooting	**Wng**	Wing shooting	**FB**	Fastbreak sh.	**7m**	7m penalty sh.
Brk.	Breakthrough sh.	**LD**	Long distance sh.	**As.**	Assists	**PC**	Pass clear chance	**E7**	Eearned 7m pen.	**TF**	Technical faults	**St.**	Steals
2m	2m punishments	**C7.**	Commited 7m	**E2**	Eearned 2m pun.	**YC.**	Yellow cards	**R/B**	Red/Blue cards	**Blk.**	Blocks	**S**	Starting Line-up

23rd IHF Women's Junior (U20) World Championship

Slovenia (Celje and Laško)

Final Round, Quarterfinals

Match Team Statistics
Match No. 90

Hungary 30 - 26 Denmark

(11 - 12) (19 - 14)

30.6.2022. 20:30
Attendance: 200
Arena Golovec

Referees: Karim Gasmi (FRA) / Raouf Gasmi (FRA)

Shot distribution by player

4 M. Vámos

1/1 lob

6 G. Juhász

0/1		
	1/1	3/3

1 post 1 miss.

7 A. Kukely

1/1		0/1
4/4	0/1	

8 M. Mérai

		0/1

10 B. Kajdon

4/4		3/3

1 post

13 J. Farkas

1/1		
1/2		
4/4		

18 P. Koronczai

1/1		
1/1		2/2

1 miss.

19 T. Vártok

1/1		

20 L. Faragó

1/1		
	0/1	

22 B. Ballai

24 B. Besszer

31 L. Török

36 Z. Mlinkó

88 D. Ferenczy

1/1		

1 miss.

TOTAL

4/4		0/2
2/4		
14/14	1/3	8/8

2 post 3 miss. 1/1 lob

Saves distribution goalkeepers

16 A. Bukovszky

1/3		0/7
2/3	2/2	1/1
1/4	0/1	2/8

72 P. Zsigmond

0/1		0/1
		0/1
0/1		0/2

TOTAL

1/4		0/8
2/3	2/2	1/2
1/5	0/1	2/10

Shots by position

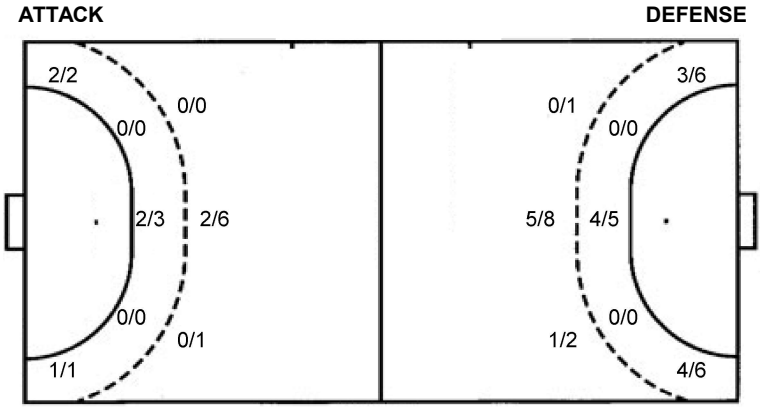

7m penalties	3/4	7m penalties	2/2
Fastbreak	0/2	Fastbreak	1/1
Breakthrough	20/22	Breakthrough	6/11
Long dist.	0/0	Long dist.	0/0

Shooting statistics

Position	Goals	Sav.	Miss.	Post	Blk.	Total	%
Back (9m)	2	2	2	1	0	7	29
Line (6m)	2	1	0	0	0	3	67
Wing	3	0	0	0	0	3	100
7m penalties	3	1	0	0	0	4	75
Fastbreak	0	1	0	1	0	2	0
Breakthrough	20	1	1	0	0	22	91
Total	**30**	**6**	**3**	**2**	**0**	**41**	**73**

#	Jersey number	**Tot.**	Total shooting	**6m**	6m (line) shooting	**9m**	9m shooting	**Wng**	Wing shooting	**FB**	Fastbreak sh.	**7m**	7m penalty sh.
Brk.	Breakthrough sh.	**LD**	Long distance sh.	**As.**	Assists	**PC**	Pass clear chance	**E7**	Eearned 7m pen.	**TF**	Technical faults	**St.**	Steals
2m	2m punishments	**C7.**	Commited 7m	**E2**	Eearned 2m pun.	**YC.**	Yellow cards	**R/B**	Red/Blue cards	**Blk.**	Blocks	**S**	Starting Line-up

23rd IHF Women's Junior (U20) World Championship

Slovenia (Celje and Laško)

Final Round, Quarterfinals

Match Team Statistics
Match No. 90

Hungary 30 - 26 Denmark

(11 - 12) (19 - 14)

30.6.2022. 20:30
Attendance: 200
Arena Golovec

Referees: Karim Gasmi (FRA) / Raouf Gasmi (FRA)

Denmark

Players			Goals / shots									Attack					Def.			Penalties				TP
#	Surname and name	S	Tot.	%	9m	6m	Wing	7m	FB	Brk.	LD	As.	PC	E7	E2	TF	St.	C7	Blk	YC	2m	R	B	
1	ROMER Mathilde Berner																							3:24
3	WIERZBA Maria Berger	S	4/7	57	4/5					0/2		1	3	1	2	2		1						40:56
5	NIELSEN Frida Hogaard		0/1	0						0/1						2								13:43
6	RASMUSSEN Thea Hamann	S	2/4	50	1/2					1/2		2	1			3		2						50:49
7	EBLER Alberte	S	4/8	50	1/4					3/4		3				3								47:36
9	LAURSEN Maja Munch	S	1/3	33			1/3																	21:36
10	SKOTT Clara	S	4/5	80			2/3	2/2																27:22
11	LILHOLT Julie Sondergaard		1/1	100						1/1								1						13:22
12	FIRGAARD Emilie Holst																							
13	DAMGAARD Katrine Brolos		2/2	100		2/2								1							1			22:55
15	POULSEN Karen Klokker																							
17	JOHANNSEN Lin		3/4	75			2/3		1/1															38:24
19	HANSEN Amanda Loft	S	2/3	67		2/3																		39:07
20	BOSSEN Anne Christine Amdisen	S										1												55:42
23	FRANDSEN Thilde Harregaard		2/3	67			2/3																	32:38
26	JACOBSEN Katrine		1/1	100						1/1														12:26
	Team / bench																							
	UKUPNO		26/42	62	6/11	4/5	7/12	2/2	1/1	6/11	0/0	7	4	2	2	10	0	4	0	0	1	0	0	

Goalkeepers		Saves / shots								
#.	Surname and name	Tot.	%	9m	6m	Wing	7m	FB	Brk.	LD
1	ROMER Mathilde Berner	0/3	0			0/1			0/2	
12	FIRGAARD Emilie Holst									
20	BOSSEN Anne Christine Amdisen	6/33	18	2/4	1/3	0/2	1/4	1/1	1/19	
	TOTAL	6/36	17	2/4	1/3	0/3	1/4	1/1	1/21	0/0

Coach: **Heine Mogensen Eriksen**

Number of attacks: 50, Efficiency: 52%, Average Duration: 37.16 seconds

Attack by type of defense

	Shots	9m	6m	Wing	TF	E7	E2
On def. 6-0	23/39	6/11	4/5	7/12	10	2	2
Fastbreak	1/1				0	0	0

Defense by type

	Total	9m	6m	Wing	Stl.	C7	2m
Def. 6-0	21/28	2/7	2/3	2/2	0	2	1
Def. 5-1	4/4	0/0	0/0	1/1	0	2	0
Def. 4-2	1/2	0/0	0/0	0/0	0	0	0
Def. 3-3	1/1	0/0	0/0	0/0	0	0	0
Fastbreak	0/2				0	0	0

Attack with superiority / minority / goalkeeper out

	Attack				Reaction		
	Att.	Eff.	Shots	TF	FB	LD	Tot.
6 on 6	43	51%	22/33	10			
5 on 6	2	100%	2/2	0			
6 on 5	5	40%	2/5	0			

Player superiority / GK out counted at the end of attack (in case it changes during attack)

Defense with superiority / minority / goalkeeper out

	Attack				Reaction		
	Att.	Eff.	Shots	TF	FB	LD	Tot.
6 on 6	45	64%	29/37	8			
6 on 5	1	0%	0/0	1			
5 on 6	3	33%	1/3	0			

Numbers show attacking numbers of oponnent. Lower efficiency of oponnent means better defense of this team

#	Jersey number	**Tot.**	Total shooting	**6m**	6m (line) shooting	**9m**	9m shooting	**Wng**	Wing shooting	**FB**	Fastbreak sh.	**7m**	7m penalty sh.
Brk.	Breakthrough sh.	**LD**	Long distance sh.	**As.**	Assists	**PC**	Pass clear chance	**E7**	Eearned 7m pen.	**TF**	Technical faults	**St.**	Steals
2m	2m punishments	**C7.**	Commited 7m	**E2**	Eearned 2m pun.	**YC.**	Yellow cards	**R/B**	Red/Blue cards	**Blk.**	Blocks	**S**	Starting Line-up

23rd IHF Women's Junior (U20) World Championship

Slovenia (Celje and Laško)

Final Round, Quarterfinals

Match Team Statistics
Match No. 90

Hungary 30 - 26 Denmark

(11 - 12) (19 - 14)

30.6.2022. 20:30
Attendance: 200
Arena Golovec

Referees: Karim Gasmi (FRA) / Raouf Gasmi (FRA)

Shot distribution by player

3 M. Wierzba

1/2		1/1
1/1		1/2

1 post

5 F. Nielsen

1 post

6 T. Rasmussen

		2/2

1 post 1 miss.

7 A. Ebler

1/1		1/1
0/1		
		2/3

1 post 1 miss.

9 M. Laursen

		1/1
	0/1	
0/1		

10 C. Skott

		1/1
0/1		
1/1	1/1	1/1

11 J. Lilholt

1/1		

13 K. Damgaard

		1/1
		1/1

15 K. Poulsen

17 L. Johannsen

		1/1
		2/2

0/1 lob

19 A. Hansen

1/1		
	0/1	
		1/1

23 T. Frandsen

2/2		0/1

26 K. Jacobsen

		1/1

TOTAL

3/4		8/8
1/3	0/2	1/2
4/5	1/1	8/10

4 post 2 miss. 0/1 lob

Saves distribution goalkeepers

1 M. Romer

0/1		0/1

12 E. Firgaard

20 A. Bossen

0/4		2/2
2/4		
0/13	2/3	0/7

TOTAL

0/4		2/2
2/4		
0/14	2/3	0/8

Shots by position

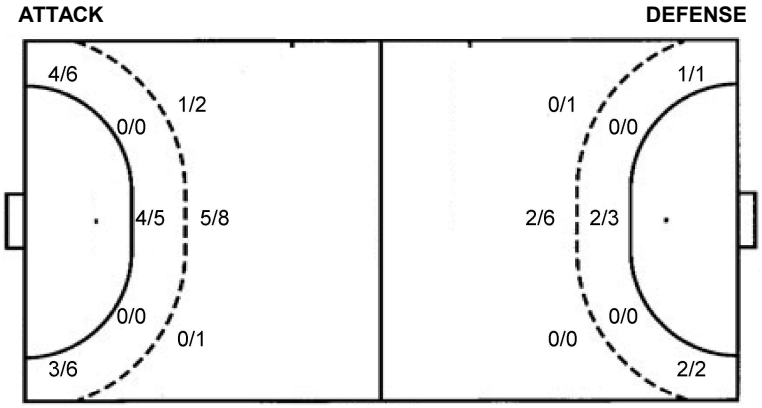

7m penalties	2/2	7m penalties	3/4
Fastbreak	1/1	Fastbreak	0/2
Breakthrough	6/11	Breakthrough	20/22
Long dist.	0/0	Long dist.	0/0

Shooting statistics

Position	Goals	Sav.	Miss.	Post	Blk.	Total	%
Back (9m)	6	2	2	1	0	11	55
Line (6m)	4	1	0	0	0	5	80
Wing	7	5	0	0	0	12	58
7m penalties	2	0	0	0	0	2	100
Fastbreak	1	0	0	0	0	1	100
Breakthrough	6	2	0	3	0	11	55
Total	**26**	**10**	**2**	**4**	**0**	**42**	**62**

#	Jersey number	**Tot.**	Total shooting	**6m**	6m (line) shooting	**9m**	9m shooting	**Wng**	Wing shooting	**FB**	Fastbreak sh.	**7m**	7m penalty sh.
Brk.	Breakthrough sh.	**LD**	Long distance sh.	**As.**	Assists	**PC**	Pass clear chance	**E7**	Eearned 7m pen.	**TF**	Technical faults	**St.**	Steals
2m	2m punishments	**C7.**	Commited 7m	**E2**	Eearned 2m pun.	**YC.**	Yellow cards	**R/B**	Red/Blue cards	**Blk.**	Blocks	**S**	Starting Line-up

23rd IHF Women's Junior (U20) World Championship

Slovenia (Celje and Laško)

Final Round, Quarterfinals

Match Team Statistics

Match No. 90

Hungary 30 - 26 Denmark

(11 - 12) (19 - 14)

30.6.2022. 20:30
Attendance: 200
Arena Golovec

Referees: Karim Gasmi (FRA) / Raouf Gasmi (FRA)

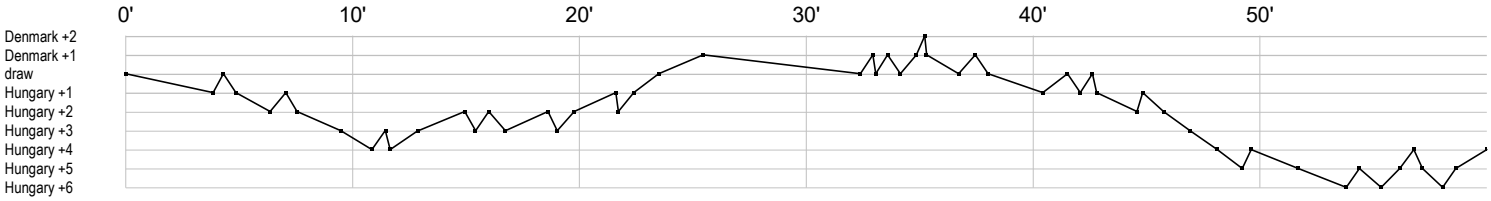

Hungary

Denmark

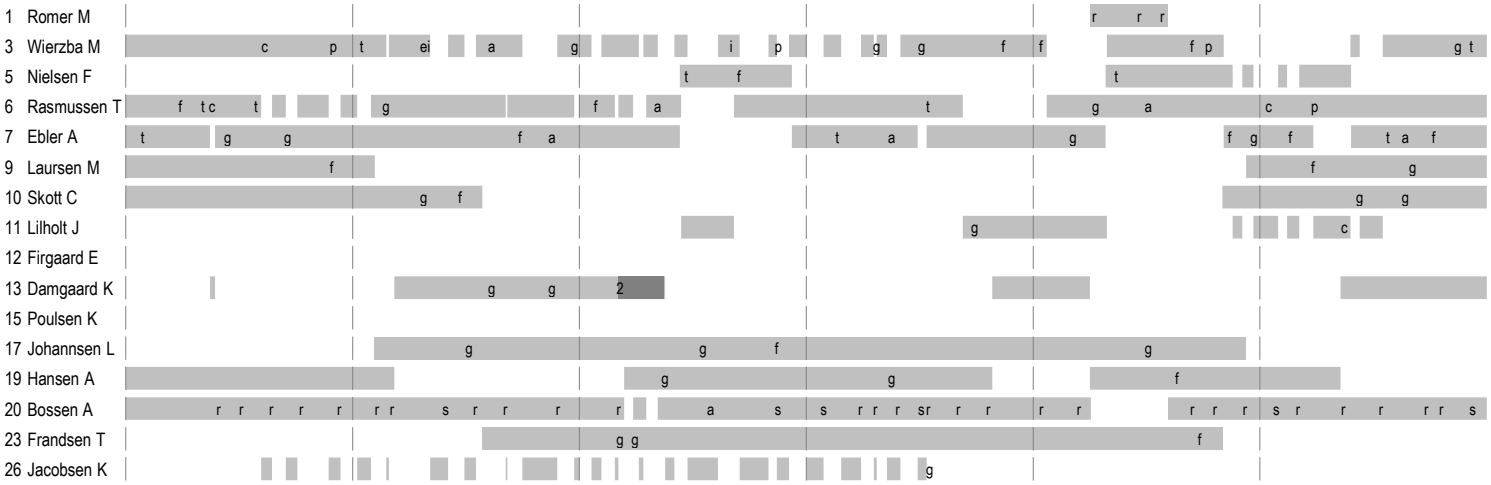

	In game	**g**	Goal scored	**f**	Missed shot	**a**	Assist	**t**	Technical faults	**b**	Steal
2	2min suspension	**e**	Eearned 7m	**c**	Commited 7m	**y**	Yellow card	**r**	Red Card	**k**	Blue card
i	Eearned 2min.	**x**	Block	**4**	4min suspension	**p**	Pass for clear chance	**s**	Saved shot	**r**	Received goal