



23rd IHF Women's Junior (U20) World Championship

Slovenia (Celje and Laško)

Final Round, 13-16. place



Match Team Statistics

Match No. 88

France 31 - 21 Egypt

(15 - 8) (16 - 13)

30.6.2022. 14:00

Attendance: 50

Arena Golovec

Referees: Christian Hannes (GER) / David Hannes (GER)

France

#	Surname and name	S	Goals / shots								Attack					Def.			Penalties			TP						
			Tot.	%	9m	6m	Wing	7m	FB	Brk.	LD	As.	PC	E7	E2	TF	St.	C7	Blk	YC	2m		R	B				
4	DELAYE Siobann	S	1/2	50			1/2										1											16:05
5	FRACHON Albane		1/2	50			1/2								1				2									24:35
6	GRANDVEAU Lena	S	0/1	0					0/1						5	2			2		1			1				18:17
7	KROMOSKA Romane		2/3	67	0/1						2/2			3														37:15
8	MLAMALI Zaliata		6/6	100	1/1			5/5										1					1				26:23	
9	TSHIMANGA Kiara	S	2/4	50				0/2		2/2					1													25:37
10	MODENEL Lucie													3				2										11:45
12	HALTER Melanie													1														30:28
14	CHAMBONNIER Cassidy	S	2/5	40	1/4						1/1			2	1			1										11:14
16	KABEYA TSHISOLA Jemima	S												1			1											29:32
17	KANOUTE Coura	S	5/9	56	2/5				1/1	2/3				2	3			3			1							48:32
18	ARDOUIN Naemi		5/5	100			2/2		2/2	1/1																		19:28
20	GAYET Maureen		2/4	50			1/2		1/2						1													19:20
21	FAUVARQUE Laura																						3					40:46
22	MATHON Helena		4/7	57		4/6			0/1									1						1				40:07
23	BOUKTIT Sarah	S	1/2	50		1/2									1								1					20:36
	Team / bench																											
	UKUPNO		31/50	62	4/11	5/8	10/15	0/0	6/9	6/7	0/0			19	8	0	1	11	0	4	5	1	3	0	0			

#	Surname and name	Saves / shots								
		Tot.	%	9m	6m	Wing	7m	FB	Brk.	LD
12	HALTER Melanie	7/20	35	2/6	0/1	5/6	0/3	0/2	0/2	
16	KABEYA TSHISOLA Jemima	6/13	46	2/2	1/3	0/1	0/1		3/6	
	TOTAL	13/33	39	4/8	1/4	5/7	0/4	0/2	3/8	0/0

Coach: Eric Baradat

Number of attacks: 59, Efficiency: 53%, Average Duration: 24.36 seconds

Attack by type of defense

	Shots	9m	6m	Wing	TF	E7	E2
On def. 6-0	12/23	2/6	0/2	7/11	7	0	1
On def. 5-1	13/18	2/5	5/6	3/4	4	0	0
Fastbreak	6/9				0	0	0

Defense by type

	Total	9m	6m	Wing	Stl.	C7	2m
Def. 6-0	15/43	4/18	4/5	2/11	0	4	3
Fastbreak	2/2				0	0	0

Attack with superiority / minority / goalkeeper out

	Attack				Reaction		
	Att.	Eff.	Shots	TF	FB	LD	Tot.
6 on 6	52	54%	28/44	8			
6 on 5	1	0%	0/0	1			
5 on 6	6	50%	3/4	2			

Player superiority / GK out counted at the end of attack (in case it changes during attack)

Defense with superiority / minority / goalkeeper out

	Attack				Reaction		
	Att.	Eff.	Shots	TF	FB	LD	Tot.
6 on 6	48	31%	15/33	15			
5 on 6	2	0%	0/2	0			
6 on 5	9	67%	6/8	1			

Numbers show attacking numbers of opponent. Lower efficiency of opponent means better defense of this team

Jersey number Tot. Total shooting 6m 6m (line) shooting 9m 9m shooting Wng Wing shooting FB Fastbreak sh. 7m 7m penalty sh.
 Brk. Breakthrough sh. LD Long distance sh. As. Assists PC Pass clear chance E7 Earned 7m pen. TF Technical faults St. Steals
 2m 2m punishments C7. Committed 7m E2 Earned 2m pun. YC. Yellow cards R/B Red/Blue cards Blk. Blocks S Starting Line-up



23rd IHF Women's Junior (U20) World Championship

Slovenia (Celje and Laško)

Final Round, 13-16. place



Match Team Statistics

Match No. 88

France 31 - 21 Egypt

(15 - 8) (16 - 13)

30.6.2022. 14:00

Attendance: 50

Arena Golovec

Referees: Christian Hannes (GER) / David Hannes (GER)

Shot distribution by player

4 S. Delaye 1 post 1/1 lob	5 A. Frachon 1 miss.	6 L. Grandveau 1 miss.	7 R. Kromoska 1 post	8 Z. Mlamali 3/3 1/1 2/2	9 K. Tshimanga 1/2 1/1 0/1	10 L. Modenel
14 C. Chambonnier 1 post 1 miss.	17 C. Kanoute 1 post 2 miss.	18 N. Ardouin 1/1 lob	20 M. Gayet 1 post	21 L. Fauvarque	22 H. Mathon 2 miss. 1/1 lob	23 S. Boukhit

TOTAL

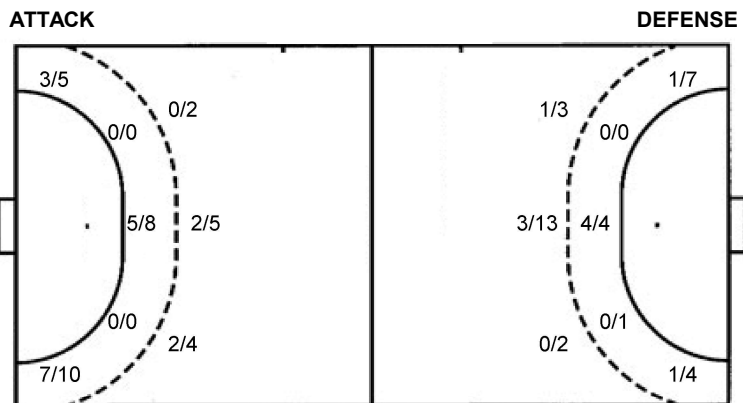
3/3	0/1	5/6
2/3		1/3
9/10		8/9

5 post 7 miss. 3/3 lob

Saves distribution goalkeepers

12 M. Halter 0/2 1/2 0/4	16 J. Kabeya Tshisola 1/3 1/1 0/1	TOTAL 1/5 2/3 0/4	2/6 4/4 0/2	1/1 1/1 1/5	2/6 5/5 1/7
--	---	-----------------------------------	-------------------	-------------------	-------------------

Shots by position



7m penalties 0/0
Fastbreak 6/9
Breakthrough 6/7
Long dist. 0/0

7m penalties 4/4
Fastbreak 2/2
Breakthrough 5/9
Long dist. 0/0

Shooting statistics

Position	Goals	Sav.	Miss.	Post	Blk.	Total	%
Back (9m)	4	2	3	2	0	11	36
Line (6m)	5	2	1	0	0	8	63
Wing	10	2	1	2	0	15	67
7m penalties	0	0	0	0	0	0	0
Fastbreak	6	1	2	0	0	9	67
Breakthrough	6	0	0	1	0	7	86
Total	31	7	7	5	0	50	62

Jersey number Tot. Total shooting 6m 6m (line) shooting 9m 9m shooting Wng Wing shooting FB Fastbreak sh. 7m 7m penalty sh.
Brk. Breakthrough sh. LD Long distance sh. As. Assists PC Pass clear chance E7 Earned 7m pen. TF Technical faults St. Steals
2m 2m punishments C7. Committed 7m E2 Earned 2m pun. YC. Yellow cards R/B Red/Blue cards Blk. Blocks S Starting Line-up



23rd IHF Women's Junior (U20) World Championship

Slovenia (Celje and Laško)

Final Round, 13-16. place



Match Team Statistics

Match No. 88

France 31 - 21 Egypt

(15 - 8) (16 - 13)

30.6.2022. 14:00

Attendance: 50

Arena Golovec

Referees: Christian Hannes (GER) / David Hannes (GER)

Shot distribution by player

4 A. Accoush

		0/1
		2/2

1 post 1 miss.

8 M. Ibrahim

2/2		
		0/2
2/2	1/1	1/1

10 S. Ismail

	0/1	

11 L. Abdalla

1/1		2/4
		0/1
2/2		

1 post 1 miss. 1 block

14 A. Ahmed

21 M. Maklad

		1/1
	1/1	2/2

25 M. Seoudy

1/2		

2 miss.

28 N. Abdelrahman

		1/1
		0/1
		1/1

1 post 1 miss.

44 M. Ibrahim

66 Y. Mahmoud

1/2		
0/1		

74 M. Ismail

77 S. Ahmed

		0/1

1 miss. 2 block

90 N. Ibrahim

1 miss.

99 J. Abdelkader

		0/1

1 miss. 1 block

TOTAL

4/5	0/1	4/6
1/3	0/1	0/5
4/4	2/2	6/7

3 post 8 miss. 4 block

Saves distribution goalkeepers

1 Y. Taha

		1/2
0/3		0/1

16 M. Osman

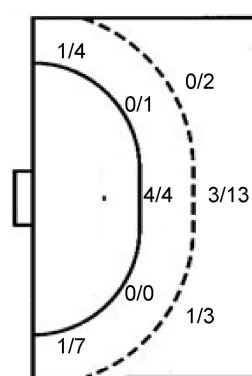
0/3	1/1	0/4
1/3		2/3
1/7		1/8

TOTAL

0/3	1/1	1/6
1/3		2/3
1/10		1/9

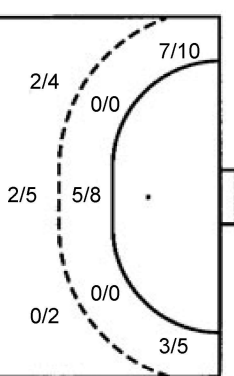
Shots by position

ATTACK



7m penalties	4/4
Fastbreak	2/2
Breakthrough	5/9
Long dist.	0/0

DEFENSE



7m penalties	0/0
Fastbreak	6/9
Breakthrough	6/7
Long dist.	0/0

Shooting statistics

Position	Goals	Sav.	Miss.	Post	Blk.	Total	%
Back (9m)	4	4	5	1	4	18	22
Line (6m)	4	1	0	0	0	5	80
Wing	2	5	3	1	0	11	18
7m penalties	4	0	0	0	0	4	100
Fastbreak	2	0	0	0	0	2	100
Breakthrough	5	3	0	1	0	9	56
Total	21	13	8	3	4	49	43

Jersey number Tot. Total shooting 6m 6m (line) shooting 9m 9m shooting Wng Wing shooting FB Fastbreak sh. 7m 7m penalty sh.
 Brk. Breakthrough sh. LD Long distance sh. As. Assists PC Pass clear chance E7 Earned 7m pen. TF Technical faults St. Steals
 2m 2m punishments C7. Committed 7m E2 Earned 2m pun. YC. Yellow cards R/B Red/Blue cards Blk. Blocks S Starting Line-up

Handball statistics and livescore by Toma-soft ltd (www.toma-soft.hr)

