



23rd IHF Women's Junior (U20) World Championship

Slovenia (Celje and Laško)

Final Round, 17-20. place



Match Team Statistics

Match No. 81

Slovakia 30 - 31 Romania

(15 - 17) (15 - 14)

30.6.2022. 12:00

Attendance: 25

Arena Zlatorog

Referees: Ante Mikelic (CRO) / Petar Paradina (CRO)

Slovakia

#	Surname and name	S	Goals / shots								Attack					Def.			Penalties			TP	
			Tot.	%	9m	6m	Wing	7m	FB	Brk.	LD	As.	PC	E7	E2	TF	St.	C7	Blk	YC	2m		R
5	KUCSERA Rebeka																						
7	VARGOVÁ Diana Mária		6/9	67	0/1	1/1				5/7		1		1		3						49:58	
9	GYŐRIOVÁ Viktória		2/2	100						2/2						1						42:30	
10	ŠČIPOVÁ Olívia	S	5/9	56	2/6	1/1				1/1	1/1	1		1	1	3						55:51	
12	KUSYOVÁ Kristína																						
13	LUKÁČOVÁ Emma	S																				3:37	
15	ZSAKOVICS Sára Erika		0/1	0						0/1					1				1			23:05	
17	HORNYAK Panna																						
19	VORŽÁČKOVÁ Viktoria	S										1										55:36	
21	BAČENKOVÁ Dorota		5/6	83		0/1	5/5															6:56	
22	ZLATINSKÁ Vivien																					13:55	
23	DVORŠČAKOVÁ Alena	S	5/6	83	4/5					1/1		1	3	1	1	1				1		47:07	
25	PÉNZEŠ Monika	S	3/4	75			3/4								1	1						59:43	
27	DMYTRENKO Nataliia	S	3/6	50			1/4			1/1	1/1	1										40:41	
29	PÁLOVÁ Petra	S	1/1	100		1/1															1	21:01	
Team / bench																1					1		
UKUPNO			30/44	68	6/12	3/3	4/9	5/5	4/4	8/11	0/0	5	3	5	3	8	2	3	0	1	2	0	0

#	Surname and name	Saves / shots								
		Tot.	%	9m	6m	Wing	7m	FB	Brk.	LD
12	KUSYOVÁ Kristína									
19	VORŽÁČKOVÁ Viktoria	12/43	28	8/18	1/6	3/11	0/3	0/1	0/4	
TOTAL		12/43	28	8/18	1/6	3/11	0/3	0/1	0/4	0/0

Coach: Ján Beňadik

Number of attacks: 50, Efficiency: 60%, Average Duration: 30.94 seconds

Attack by type of defense

	Shots	9m	6m	Wing	TF	E7	E2
On def. 6-0	21/35	6/12	3/3	4/9	8	5	3
Fastbreak	4/4				0	0	0

Defense by type

	Total	9m	6m	Wing	Stl.	C7	2m
Def. 6-0	27/41	10/19	5/6	8/12	2	3	2
Fastbreak	1/1				0	0	0

Attack with superiority / minority / goalkeeper out

	Attack				Reaction		
	Att.	Eff.	Shots	TF	FB	LD	Tot.
6 on 6	41	54%	22/33	8			
6 on 5	6	100%	6/6	0			
5 on 6	1	0%	0/1	0			
5 on 5	2	100%	2/2	0			

Player superiority / GK out counted at the end of attack (in case it changes during attack)

Defense with superiority / minority / goalkeeper out

	Attack				Reaction		
	Att.	Eff.	Shots	TF	FB	LD	Tot.
7 on 6 (GK out)	2	50%	1/1	1	0/0	0/0	0/0
6 on 6 (GK out)	3	67%	2/3	0	0/0	0/0	0/0
6 on 6	37	65%	24/33	4			
5 on 6	3	33%	1/2	1			
6 on 5 (GK out)	1	100%	1/1	0	0/0	0/0	0/0
6 on 5	2	100%	2/2	0			

Numbers show attacking numbers of opponent. Lower efficiency of opponent means better defense of this team

Jersey number Tot. Total shooting 6m 6m (line) shooting 9m 9m shooting Wng Wing shooting FB Fastbreak sh. 7m 7m penalty sh.
Brk. Breakthrough sh. LD Long distance sh. As. Assists PC Pass clear chance E7 Earned 7m pen. TF Technical faults St. Steals
2m 2m punishments C7 Committed 7m E2 Earned 2m pun. YC Yellow cards R/B Red/Blue cards Blk. Blocks S Starting Line-up

Handball statistics and livescore by Toma-soft ltd (www.toma-soft.hr)



23rd IHF Women's Junior (U20) World Championship

Slovenia (Celje and Laško)

Final Round, 17-20. place



Match Team Statistics

Match No. 81

Slovakia 30 - 31 Romania

(15 - 17) (15 - 14)

30.6.2022. 12:00

Attendance: 25

Arena Zlatorog

Referees: Ante Mikelic (CRO) / Petar Paradina (CRO)

Shot distribution by player

5 R. Kucsera

7 D. Vargová

	0/1	0/1
3/3		3/4

9 V. Györiová

		1/1
		1/1

10 O. Ščipová

		1/1
1/1	0/1	1/1
1/1		1/1

1 post 2 miss.

13 E. Lukáčová

15 S. Zsákovics

	0/1	

17 P. Hornyák

21 D. Bačenková

2/2		
1/1		1/1
1/1		

1 post

22 V. Zlatinská

23 A. Dvorščáková

1/1		
1/1	2/2	1/1

1 miss.

25 M. Péntzes

1/1	0/1	2/2

27 N. Dmytrenko

1/1		0/1
1/1	0/1	1/1

1 post

29 P. Pálová

1/1		

TOTAL

3/3	0/1	1/1
3/3	0/2	3/5
9/9	2/4	9/10

3 post 3 miss.

Saves distribution goalkeepers

12 K. Kusyová

19 V. Voržáčková

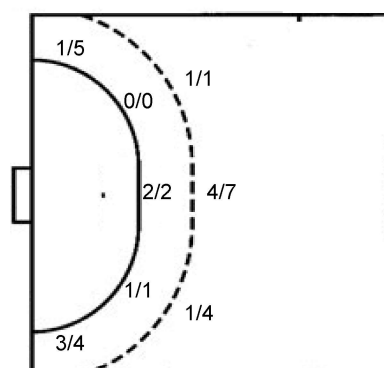
1/7	1/1	0/2
4/7	2/2	2/5
1/9	1/1	0/8

TOTAL

1/7	1/1	0/2
4/7	2/2	2/5
1/9	1/1	0/8

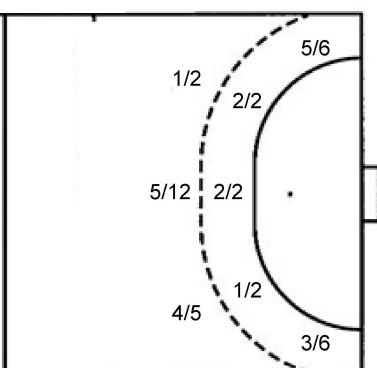
Shots by position

ATTACK



7m penalties	5/5
Fastbreak	4/4
Breakthrough	8/11
Long dist.	0/0

DEFENSE



7m penalties	3/3
Fastbreak	1/1
Breakthrough	4/4
Long dist.	0/0

Shooting statistics

Position	Goals	Sav.	Miss.	Post	Blk.	Total	%
Back (9m)	6	2	3	1	0	12	50
Line (6m)	3	0	0	0	0	3	100
Wing	4	3	0	2	0	9	44
7m penalties	5	0	0	0	0	5	100
Fastbreak	4	0	0	0	0	4	100
Breakthrough	8	3	0	0	0	11	73
Total	30	8	3	3	0	44	68

Jersey number Tot. Total shooting 6m 6m (line) shooting 9m 9m shooting Wng Wing shooting FB Fastbreak sh. 7m 7m penalty sh.
 Brk. Breakthrough sh. LD Long distance sh. As. Assists PC Pass clear chance E7 Earned 7m pen. TF Technical faults St. Steals
 2m 2m punishments C7. Committed 7m E2 Earned 2m pun. YC. Yellow cards R/B Red/Blue cards Blk. Blocks S Starting Line-up

Handball statistics and livescore by Toma-soft ltd (www.toma-soft.hr)



23rd IHF Women's Junior (U20) World Championship

Slovenia (Celje and Laško)

Final Round, 17-20. place



23rd IHF WOMEN'S
HANDBALL WORLD
CHAMPIONSHIP
SLOVENIA 2022

Match Team Statistics

Match No. 81

Slovakia 30 - 31 Romania

(15 - 17) (15 - 14)

30.6.2022. 12:00

Attendance: 25

Arena Zlatorog

Referees: Ante Mikelic (CRO) / Petar Paradina (CRO)

Romania

#	Surname and name	S	Goals / shots								Attack				Def.			Penalties				TP				
			Tot.	%	9m	6m	Wing	7m	FB	Brk.	LD	As.	PC	E7	E2	TF	St.	C7	Blk	YC	2m		R	B		
5	LIXANDROIU Maria Diana		4/7	57	4/7										1										25:55	
6	COMAN Andreea Alexandra		1/1	100			1/1										1								18:29	
9	BICHIR Malina Ioana	S	7/12	58	5/9	0/1									2				2	1					59:51	
10	ION Maria Valentina																								13:36	
12	PERIANU Alexandra Sorina																								0:27	
18	DARIE Sarah Aida		2/2	100		2/2											1								28:00	
19	DUMITRASCU Alexandra Gabriela	S	6/7	86			5/6			1/1					1										47:36	
21	AILINCAI Andreea																								0:41	
23	TIRLE Bianca Andreea	S	1/1	100		1/1													1						23:22	
27	MIHAI Mihaela Andreea	S	5/8	63			2/5	3/3																	41:47	
61	PREDA Clara Beatrice																								2:24	
77	RUS Sara	S																							54:28	
89	STOICA Angela Stefania	S	4/5	80	1/2	2/2				1/1				3	1				3						34:05	
90	VOICA Elena Bianca																								10:30	
96	NECULA Ioana Rebeca	S	1/2	50	0/1					1/1				4	1	1	1	1	1					1	58:49	
98	MATEA Luciana Mara																									
Team / bench																										
UKUPNO			31/45	69	10/19	5/6	8/12	3/3	1/1	4/4	0/0	11	2	3	1	6	1	4	0	0	0	4	0	0		

#	Surname and name	Saves / shots								
		Tot.	%	9m	6m	Wing	7m	FB	Brk.	LD
12	PERIANU Alexandra Sorina	0/2	0				0/2			
61	PREDA Clara Beatrice	0/6	0	0/1	0/1	0/1	0/2		0/1	
77	RUS Sara	8/30	27	2/7	0/2	3/6	0/1	0/4	3/10	
TOTAL		8/38	21	2/8	0/3	3/7	0/5	0/4	3/11	0/0

Coach: Horatiu Pasca

Number of attacks: 48, Efficiency: 65%, Average Duration: 42.35 seconds

Attack by type of defense

	Shots	9m	6m	Wing	TF	E7	E2
On def. 6-0	27/41	10/19	5/6	8/12	6	3	1
Fastbreak	1/1				0	0	0

Defense by type

	Total	9m	6m	Wing	Stl.	C7	2m
Def. 6-0	21/35	6/12	3/3	4/9	1	4	4
Fastbreak	4/4				0	0	0

Attack with superiority / minority / goalkeeper out

	Attack				Reaction		
	Att.	Eff.	Shots	TF	FB	LD	Tot.
7 on 6 (GK out)	2	50%	1/1	1	0/0	0/0	0/0
6 on 6 (GK out)	3	67%	2/3	0	0/0	0/0	0/0
6 on 6	37	65%	24/33	4			
5 on 6	3	33%	1/2	1			
6 on 5 (GK out)	1	100%	1/1	0	0/0	0/0	0/0
6 on 5	2	100%	2/2	0			

Player superiority / GK out counted at the end of attack (in case it changes during attack)

Defense with superiority / minority / goalkeeper out

	Attack				Reaction		
	Att.	Eff.	Shots	TF	FB	LD	Tot.
6 on 6	41	54%	22/33	8			
6 on 5	6	100%	6/6	0			
5 on 6	1	0%	0/1	0			
5 on 5	2	100%	2/2	0			

Numbers show attacking numbers of opponent. Lower efficiency of opponent means better defense of this team

Jersey number Tot. Total shooting 6m 6m (line) shooting 9m 9m shooting Wng Wing shooting FB Fastbreak sh. 7m 7m penalty sh.
Brk. Breakthrough sh. LD Long distance sh. As. Assists PC Pass clear chance E7 Earned 7m pen. TF Technical faults St. Steals
2m 2m punishments C7. Committed 7m E2 Earned 2m pun. YC. Yellow cards R/B Red/Blue cards Blk. Blocks S Starting Line-up

Handball statistics and livescore by Toma-soft ltd (www.toma-soft.hr)



23rd IHF Women's Junior (U20) World Championship

Slovenia (Celje and Laško)

Final Round, 17-20. place



Match Team Statistics

Match No. 81

Slovakia 30 - 31 Romania

(15 - 17) (15 - 14)

30.6.2022. 12:00

Attendance: 25

Arena Zlatorog

Referees: Ante Mikelic (CRO) / Petar Paradina (CRO)

Shot distribution by player

5 M. Lixandrou

0/1		
0/1	0/1	
2/2		2/2

6 A. Coman

1/1 lob

9 M. Bichir

2/2	0/1	1/1
1/2		1/3
0/1		2/2

10 M. Ion

18 S. Darie

2/2		

19 A. Dumitrascu

1/1		1/1
1/1	0/1	3/3

21 A. Ailincai

23 B. Tirle

		1/1

27 M. Mihai

3/3		
1/3		1/1

1 post

89 A. Stoica

1/1		1/1
2/2		

1 miss.

90 E. Voica

96 I. Necula

	0/1	
1/1		

98 L. Matea

TOTAL

6/7	0/1	2/2
3/7	0/2	3/5
8/9	0/1	8/8

1 post 1 miss. 1/1 lob

Saves distribution goalkeepers

12 A. Perianu

		0/1
0/1		

61 C. Preda

0/1		
0/2		
0/1		0/2

77 S. Rus

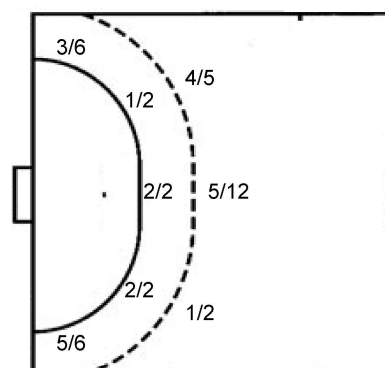
0/2	1/1	0/1
0/1	2/2	2/4
0/7	2/4	1/8

TOTAL

0/3	1/1	0/1
0/3	2/2	2/5
0/9	2/4	1/10

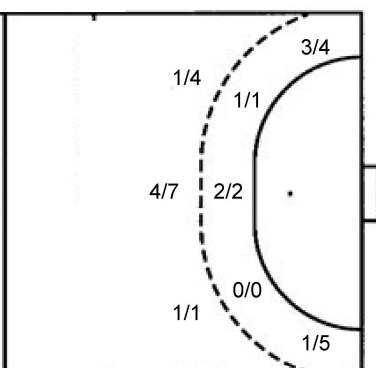
Shots by position

ATTACK



7m penalties	3/3
Fastbreak	1/1
Breakthrough	4/4
Long dist.	0/0

DEFENSE



7m penalties	5/5
Fastbreak	4/4
Breakthrough	8/11
Long dist.	0/0

Shooting statistics

Position	Goals	Sav.	Miss.	Post	Blk.	Total	%
Back (9m)	10	8	1	0	0	19	53
Line (6m)	5	1	0	0	0	6	83
Wing	8	3	0	1	0	12	67
7m penalties	3	0	0	0	0	3	100
Fastbreak	1	0	0	0	0	1	100
Breakthrough	4	0	0	0	0	4	100
Total	31	12	1	1	0	45	69

Jersey number Tot. Total shooting 6m 6m (line) shooting 9m 9m shooting Wng Wing shooting FB Fastbreak sh. 7m 7m penalty sh.
 Brk. Breakthrough sh. LD Long distance sh. As. Assists PC Pass clear chance E7 Earned 7m pen. TF Technical faults St. Steals
 2m 2m punishments C7. Committed 7m E2 Earned 2m pun. YC. Yellow cards R/B Red/Blue cards Blk. Blocks S Starting Line-up

Handball statistics and livescore by Toma-soft ltd (www.toma-soft.hr)



23rd IHF Women's Junior (U20) World Championship

Slovenia (Celje and Laško)

Final Round, 17-20. place

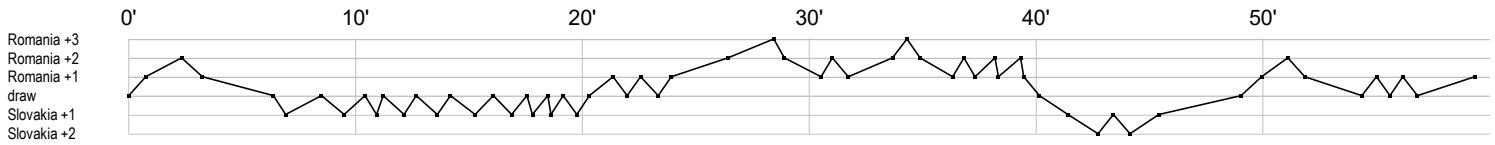


Match Team Statistics
Match No. 81

Slovakia 30 - 31 Romania
(15 - 17) (15 - 14)


30.6.2022. 12:00
Attendance: 25
Arena Zlatorog

Referees: Ante Mikelic (CRO) / Petar Paradina (CRO)




Romania +3
Romania +2
Romania +1
draw
Slovakia +1
Slovakia +2

Slovakia



Romania



In game	g	f	a	t	b
2	Goal scored	Missed shot	Assist	Technical faults	Steal
2	Earned 7m	Committed 7m	Yellow card	Red Card	Blue card
i	Block	4min suspension	Pass for clear chance	Saved shot	Received goal