



23rd IHF Women's Junior (U20) World Championship

Slovenia (Celje and Laško)

President's Cup II, 2. round



Match Team Statistics

Match No. 80

Italy 21 - 23 Brazil

(13 - 10) (8 - 13)

28.6.2022. 12:30

Attendance: 30

Arena Golovec

Referees: Husain Almawt (BRN) / Sameer Marhoon (BRN)

Italy

#	Surname and name	S	Goals / shots								Attack					Def.			Penalties			TP		
			Tot.	%	9m	6m	Wing	7m	FB	Brk.	LD	As.	PC	E7	E2	TF	St.	C7	Blk	YC	2m		R	B
1	DI GIUGNO Sara Margherita	S																						21:55
2	PODDA Luisella	S	6/7	86		1/1	1/2	3/3	1/1						1	1								39:41
5	MENEHINI Giorgia		0/1	0		0/1																		19:51
6	PONTI Lisa Michelle		0/2	0				0/1		0/1							2					1		25:20
7	NOTARIANNI Michela		4/7	57	3/6				1/1			2	1		4		1							38:57
8	EGHIANRUWA Bevelyn Osarosemwen	S	1/4	25	1/2					0/2				1	1	2			1			1		58:38
9	GOZZI Giulia	S	2/4	50		0/1		1/2	1/1															47:26
10	GIRLANDA Emma														1		1					1		12:59
11	FABBO Giulia Antonia	S	4/13	31	2/10					2/3		1	3		1	4								58:22
12	DANTI Margherita																							
14	IYAMU Charity Osahenyne	S	0/1	0	0/1							1		1										7:30
16	CABRINI Maddalena		1/1	100																				35:33
19	GISLIMBERTI Aurora		2/6	33	1/1	0/2			0/1	1/2		1		1	2	2		1	1					42:01
20	EGHIANRUWA Serena Osamagbe	S																						0:45
29	CHIANESE Giada		1/1	100					1/1															11:02
32	ROSSOMANDO Giulia																							
	Team / bench																							
	UKUPNO		21/47	45	7/20	1/3	1/4	3/4	3/5	5/10	1/1	3	5	4	4	16	1	3	2	0	2	1	0	

#	Surname and name	Saves / shots								
		Tot.	%	9m	6m	Wing	7m	FB	Brk.	LD
1	DI GIUGNO Sara Margherita	4/14	29	4/7	0/1		0/1	0/2	0/3	
12	DANTI Margherita									
16	CABRINI Maddalena	5/18	28	3/5	0/2	0/2	0/2	0/1	2/6	
	TOTAL	9/32	28	7/12	0/3	0/2	0/3	0/3	2/9	0/0

Coach: Giuseppe Tedesco

Number of attacks: 63, Efficiency: 33%, Average Duration: 30.19 seconds

Attack by type of defense

	Shots	9m	6m	Wing	TF	E7	E2
On def. 6-0	13/35	7/19	0/2	1/4	16	4	4
On def. 5-1	1/2	0/1	1/1	0/0	0	0	0
Fastbreak	3/5				0	0	0

Defense by type

	Total	9m	6m	Wing	Stl.	C7	2m
Def. 6-0	15/35	5/20	2/2	2/5	1	2	1
Def. 5-1	2/6	0/4	1/1	0/0	0	1	1
Fastbreak	3/3				0	0	0

Attack with superiority / minority / goalkeeper out

	Attack				Reaction		
	Att.	Eff.	Shots	TF	FB	LD	Tot.
6 on 6 (GK out)	4	50%	2/3	1	0/0	0/1	0/1
6 on 6	49	35%	17/36	13			
6 on 5	8	25%	2/7	1			
6 on 4	1	0%	0/1	0			
5 on 6	1	0%	0/0	1			

Player superiority / GK out counted at the end of attack (in case it changes during attack)

Defense with superiority / minority / goalkeeper out

	Attack				Reaction		
	Att.	Eff.	Shots	TF	FB	LD	Tot.
6 on 6 (GK out)	2	0%	0/2	0	0/0	1/1	1/1
6 on 6	51	35%	18/31	20			
5 on 6	5	60%	3/5	0			
6 on 5	6	33%	2/6	0			

Numbers show attacking numbers of opponent. Lower efficiency of opponent means better defense of this team

Jersey number Tot. Total shooting 6m 6m (line) shooting 9m 9m shooting Wng Wing shooting FB Fastbreak sh. 7m 7m penalty sh.
 Brk. Breakthrough sh. LD Long distance sh. As. Assists PC Pass clear chance E7 Earned 7m pen. TF Technical faults St. Steals
 2m 2m punishments C7. Committed 7m E2 Earned 2m pun. YC. Yellow cards R/B Red/Blue cards Blk. Blocks S Starting Line-up



23rd IHF Women's Junior (U20) World Championship

Slovenia (Celje and Laško)

President's Cup II, 2. round



Match Team Statistics

Match No. 80

Italy 21 - 23 Brazil

(13 - 10) (8 - 13)

28.6.2022. 12:30

Attendance: 30

Arena Golovec

Referees: Husain Almawt (BRN) / Sameer Marhoon (BRN)

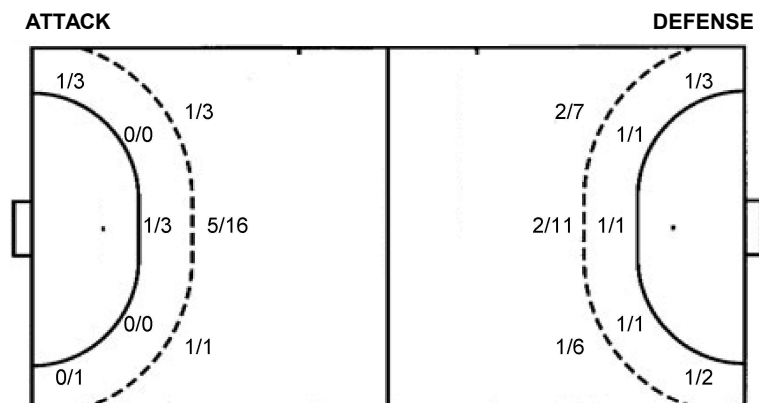
Shot distribution by player

2 L. Podda 1/1 1/2 1/1	5 G. Meneghini 1 miss.	6 L. Ponti 0/1 1 miss.	7 M. Notarianni 2/2 1/1 1/2	8 B. Eghianruwa 0/1 1/2 1 post	9 G. Gozzi 0/1 0/1 2/2	10 E. Girlanda
11 G. Fabbo 0/1 0/1 1/2 1/1 1/1 1 post 4 miss. 1 block	14 C. Iyamu 0/1	19 A. Gislimberti 1/1 0/1 1/1 0/1 1 miss. 0/1 lob	20 S. Eghianruwa	29 G. Chianese 1/1	32 G. Rossomando	TOTAL 5/6 0/2 2/3 0/2 0/2 3/5 5/6 1/1 4/6 3 post 8 miss. 1 block 0/1 lob

Saves distribution goalkeepers

1 S. Di Giugno 0/1 0/1 0/2 2/3 1/2 1/1 0/3	12 M. Danti	16 M. Cabrini 0/1 0/1 1/1 1/1 0/3 1/5 2/5	TOTAL 0/1 0/1 0/2 1/3 1/1 2/6 2/7 1/1 2/8
------------------------------------------------------------------------	--------------------	-----------------------------------------------------------------------	-----------------------------------------------------------------------------

Shots by position



7m penalties 3/4
Fastbreak 3/5
Breakthrough 5/10
Long dist. 1/1

7m penalties 3/3
Fastbreak 3/3
Breakthrough 7/9
Long dist. 0/1

Shooting statistics

Position	Goals	Sav.	Miss.	Post	Blk.	Total	%
Back (9m)	7	5	5	2	1	20	35
Line (6m)	1	1	1	0	0	3	33
Wing	1	2	1	0	0	4	25
7m penalties	3	1	0	0	0	4	75
Fastbreak	3	2	0	0	0	5	60
Breakthrough	5	3	1	1	0	10	50
Total	20	14	8	3	1	46	43

Jersey number Tot. Total shooting 6m 6m (line) shooting 9m 9m shooting Wng Wing shooting FB Fastbreak sh. 7m 7m penalty sh.
Brk. Breakthrough sh. LD Long distance sh. As. Assists PC Pass clear chance E7 Earned 7m pen. TF Technical faults St. Steals
2m 2m punishments C7. Committed 7m E2 Earned 2m pun. YC. Yellow cards R/B Red/Blue cards Blk. Blocks S Starting Line-up



23rd IHF Women's Junior (U20) World Championship

Slovenia (Celje and Laško)

President's Cup II, 2. round



Match Team Statistics

Match No. 80

Italy 21 - 23 Brazil

(13 - 10) (8 - 13)

28.6.2022. 12:30

Attendance: 30

Arena Golovec

Referees: Husain Almawt (BRN) / Sameer Marhoon (BRN)

Shot distribution by player

2 B. Coradin Santos

		1/1
1/1		

3 R. De Oliveira

1/1		

4 L. De Almeida

1 miss.

10 M. De Oliveira

11 C. Bispo

		0/2
1/2	0/1	2/2

1 block

14 L. Bastos

	1/1	1/1

1/1 lob

15 R. Araujo

1/1		1/1

17 M. Da Silva

20 M. Ferreira

		1/1
1/2		3/3
1/1		3/5

1 post 2 miss. 1 block 1/1 lob

23 M. Da Silva

	0/1	

4 post 4 miss.

25 F. Couto

0/1		

27 L. Ramos

1 post 1 miss.

28 A. Constancio

30 M. De Lima

1/1		
1/1		

TOTAL

1/1	1/1	2/2
2/3	0/1	4/6
5/7	0/1	6/8

6 post 8 miss. 2 block 2/2 lob

Saves distribution goalkeepers

12 A. Silva

1/4	1/1	1/2
2/2	2/3	1/3
0/2		1/1

32 L. Cabral

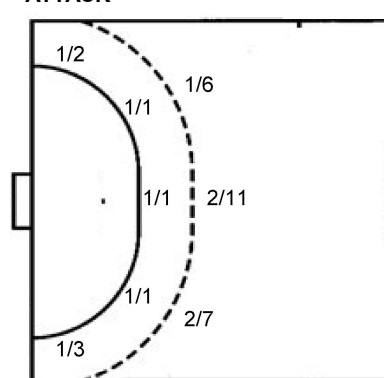
0/2	1/1	0/1
		1/2
1/4	0/1	1/5

TOTAL

1/6	2/2	1/3
2/2	2/3	2/5
1/6	0/1	2/6

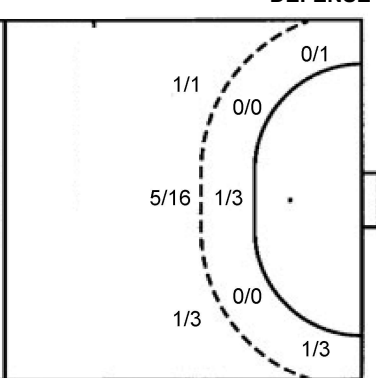
Shots by position

ATTACK



7m penalties 3/3
Fastbreak 3/3
Breakthrough 7/9
Long dist. 0/1

DEFENSE



7m penalties 3/4
Fastbreak 3/5
Breakthrough 5/10
Long dist. 1/1

Shooting statistics

Position	Goals	Sav.	Miss.	Post	Blk.	Total	%
Back (9m)	5	7	5	5	2	24	21
Line (6m)	3	0	0	0	0	3	100
Wing	2	0	2	1	0	5	40
7m penalties	3	0	0	0	0	3	100
Fastbreak	3	0	0	0	0	3	100
Breakthrough	7	2	0	0	0	9	78
Total	23	9	7	6	2	47	49

Jersey number Tot. Total shooting 6m 6m (line) shooting 9m 9m shooting Wng Wing shooting FB Fastbreak sh. 7m 7m penalty sh.
Brk. Breakthrough sh. LD Long distance sh. As. Assists PC Pass clear chance E7 Earned 7m pen. TF Technical faults St. Steals
2m 2m punishments C7. Committed 7m E2 Earned 2m pun. YC. Yellow cards R/B Red/Blue cards Blk. Blocks S Starting Line-up

Handball statistics and livescore by Toma-soft ltd (www.toma-soft.hr)



23rd IHF Women's Junior (U20) World Championship

Slovenia (Celje and Laško)

President's Cup II, 2. round



Match Team Statistics

Match No. 80

Italy 21 - 23 Brazil

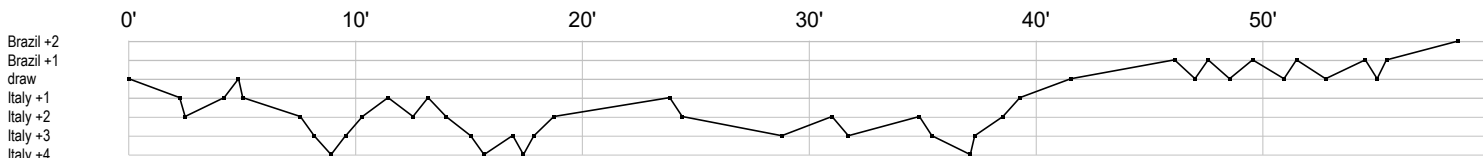
(13 - 10) (8 - 13)

28.6.2022. 12:30

Attendance: 30

Arena Golovec

Referees: Husain Almawt (BRN) / Sameer Marhoon (BRN)



Italy

1 Di Giugno S	s s r r s s r r r r	r	r r r
2 Podda L	bg	g g	f t g g g
5 Meneghini G			f
6 Ponti L	t t	f	f r
7 Notarianni M	g	g g t p	f e f g p f c t t
8 Eghianruwa B	tf	x 2	g f if e t
9 Gozzi G	g g	f	f
10 Girlanda E			c2 t
11 Fabbo G	f f f g f	g t	g t p t i p f p t f a g f f
12 Danti M			
14 Iyamu C		f a e	
16 Cabrini M		r r r r s	g r s r s s r r r r s r r r
19 Gislimberti A	a	g f t	f f t c i f e g x i
20 Eghianruwa S			
29 Chianese G			g
32 Rossomando			

Brazil

2 Coradin	g t	g t t	
3 De Oliveira R	g	2	
4 De Almeida L		f	
10 De Oliveira M	a	c t	
11 Bispo C	xf t f gf t	g p p f 2 g t f b	
12 Silva A		s s r s sr r s r s r s s s s r r r r s	
14 Bastos L	bg	t g 2 g b	
15 Araujo R		g	
17 Da Silva M		t c t t	
20 Ferreira M	g g t g f t	ip f p p c a f f f g e g g e g f e i g a a g f g	
23 Da Silva M	t f	f f f f f	t f c f t
25 Couto F	t f r		
27 Ramos L		f f	
28 Constancio A			
30 De Lima M		t g	2 g
32 Cabral L	s r r s r t r r s s r r r r r		r

In game	g Goal scored	f Missed shot	a Assist	t Technical faults	b Steal
2 2min suspension	e Earned 7m	c Committed 7m	y Yellow card	r Red Card	k Blue card
i Earned 2min.	x Block	4 4min suspension	p Pass for clear chance	s Saved shot	r Received goal