



23rd IHF Women's Junior (U20) World Championship

Slovenia (Celje and Laško)

President's Cup IV, 1. round



Match Team Statistics

Match No. 76

Kazakhstan 32 - 30 USA

(14 - 16) (18 - 14)

28.6.2022. 12:30

Attendance: 20

Arena Tri Lilije

Referees: Hamdy Mahmoud (EGY) / Mahmoud Elbeltagy (EGY)

Kazakhstan

#	Surname and name	S	Goals / shots								Attack					Def.			Penalties				TP							
			Tot.	%	9m	6m	Wing	7m	FB	Brk.	LD	As.	PC	E7	E2	TF	St.	C7	Blk	YC	2m	R		B						
4	ZVYAGINA Zlata	S	5/10	50	2/5	0/1		1/2				2/2			2	1		1	4	1	1	1							54:01	
8	TASHENOVA Moldir	S	3/7	43				1/3			1/1	1/3			1			2	1							2			58:10	
10	ZHUMABEK Alsina																													
13	AMIT Aruzhan	S	1/2	50		0/1					1/1					1			1	2									54:38	
16	CHUIKOVA Tatyana	S																											15:36	
17	SEITKASSYM Zhanerke	S	8/11	73				4/6	1/1	1/2	2/2			1	2	2	3	1	4	1					1				60:00	
27	SABYRZHANKYZY Nazym		6/8	75				2/2			4/6			3															36:57	
35	NEMTYREVA Kira																												5:22	
44	KOLESNICHENKO Darya																	1											44:24	
77	IVANOVA Anna		0/1	0							0/1																		7:05	
87	BERENDA Yelena	S	1/2	50	0/1						1/1				1				1										23:47	
97	PUPCHENKOVA Xeniya	S	8/9	89				3/3		1/2	4/4			4	1				1	1	2				1				60:00	
	Team / bench																													
	UKUPNO		32/50	64	2/6	0/2	10/14	2/3	4/6	14/19	0/0			11	5	3	6	10	8	4	1	0	4	0	0	0	0	0		

#	Surname and name	Saves / shots								
		Tot.	%	9m	6m	Wing	7m	FB	Brk.	LD
16	CHUIKOVA Tatyana	1/9	11	0/4		1/3		0/1	0/1	
44	KOLESNICHENKO Darya	13/35	37	3/6	4/9	2/6	1/4	1/1	2/9	
	TOTAL	14/44	32	3/10	4/9	3/9	1/4	1/2	2/10	0/0

Coach: Valentina Degtyareva

Number of attacks: 60, Efficiency: 53%, Average Duration: 29.12 seconds

Attack by type of defense

	Shots	9m	6m	Wing	TF	E7	E2
On def. 6-0	5/7	1/2	0/0	1/2	1	1	0
On def. 5-1	20/32	0/3	0/1	9/12	7	2	6
On def. 4-2	1/2	1/1	0/1	0/0	2	0	0
Fastbreak	4/6				0	0	0

Defense by type

	Total	9m	6m	Wing	Stl.	C7	2m
Def. 6-0	26/46	7/13	5/10	6/12	8	4	4
Fastbreak	1/2				0	0	0

Attack with superiority / minority / goalkeeper out

	Attack				Reaction		
	Att.	Eff.	Shots	TF	FB	LD	Tot.
6 on 6	44	55%	24/37	7			
6 on 5	6	33%	2/5	1			
6 on 4	2	50%	1/2	0			
5 on 6	6	50%	3/4	2			
5 on 5	2	100%	2/2	0			

Player superiority / GK out counted at the end of attack (in case it changes during attack)

Defense with superiority / minority / goalkeeper out

	Attack				Reaction		
	Att.	Eff.	Shots	TF	FB	LD	Tot.
7 on 6 (GK out)	4	25%	1/2	2	1/1	0/0	1/1
5 on 6 (GK out)	2	100%	2/2	0	0/0	0/0	0/0
6 on 6	42	48%	20/31	11			
5 on 6	3	100%	3/3	0			
6 on 5 (GK out)	1	0%	0/1	0	0/0	0/0	0/0
6 on 5	6	67%	4/6	0			
5 on 5	3	0%	0/2	1			

Numbers show attacking numbers of opponent. Lower efficiency of opponent means better defense of this team

Jersey number Tot. Total shooting 6m 6m (line) shooting 9m 9m shooting Wng Wing shooting FB Fastbreak sh. 7m 7m penalty sh.
 Brk. Breakthrough sh. LD Long distance sh. As. Assists PC Pass clear chance E7 Earned 7m pen. TF Technical faults St. Steals
 2m 2m punishments C7. Committed 7m E2 Earned 2m pun. YC. Yellow cards R/B Red/Blue cards Blk. Blocks S Starting Line-up

Handball statistics and livescore by Toma-soft ltd (www.toma-soft.hr)



23rd IHF Women's Junior (U20) World Championship

Slovenia (Celje and Laško)

President's Cup IV, 1. round



Match Team Statistics

Match No. 76

Kazakhstan 32 - 30 USA

(14 - 16) (18 - 14)

28.6.2022. 12:30

Attendance: 20

Arena Tri Lilije

Referees: Hamdy Mahmoud (EGY) / Mahmoud Elbeltagy (EGY)

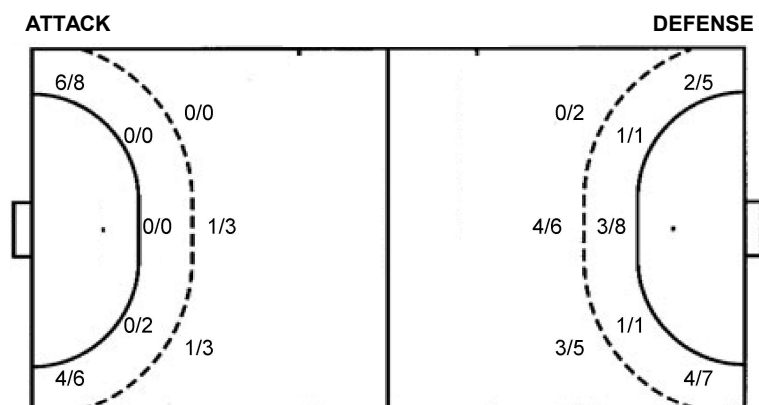
Shot distribution by player

4 Z. Zvyagina	8 M. Tashenova	10 A. Zhumabek	13 A. Amit	17 Z. Seitkassym	27 N. Sabyrzhankyzy	35 K. Nemtyreva
1/2	0/1 1/1			1/1 1/1	1/1	
2/2 1/1 1/1	0/2			3/3 2/2	2/3	
2/2	2/2		1/1	1/2	1/2	
1 post 3 miss.	1 miss.		0/1 lob	1 post 1 miss.	2/2 lob	
77 A. Ivanova	87 Y. Berenda	97 X. Pupchenkova	TOTAL			
0/1	0/1	1/1	2/2 0/1 3/3			
	1/1	1/1	5/8 0/2 5/7			
		2/2 3/3	9/11 1/1 5/5			
			2 post 5 miss. 2/3 lob			

Saves distribution goalkeepers

16 T. Chuikova	44 D. Kolesnichenko	TOTAL
0/2	0/2 1/3	0/2 1/5
1/1 0/1	1/3 1/1 3/9	1/3 2/2 3/10
0/1 0/4	3/7 4/10	3/8 4/14

Shots by position



7m penalties 2/3
 Fastbreak 4/6
 Breakthrough 14/19
 Long dist. 0/0

7m penalties 3/4
 Fastbreak 1/2
 Breakthrough 8/11
 Long dist. 0/0

Shooting statistics

Position	Goals	Sav.	Miss.	Post	Blk.	Total	%
Back (9m)	2	1	3	0	0	6	33
Line (6m)	0	2	0	0	0	2	0
Wing	10	2	1	1	0	14	71
7m penalties	2	0	0	1	0	3	67
Fastbreak	4	2	0	0	0	6	67
Breakthrough	14	4	1	0	0	19	74
Total	32	11	5	2	0	50	64

Jersey number Tot. Total shooting 6m 6m (line) shooting 9m 9m shooting Wng Wing shooting FB Fastbreak sh. 7m 7m penalty sh.
 Brk. Breakthrough sh. LD Long distance sh. As. Assists PC Pass clear chance E7 Earned 7m pen. TF Technical faults St. Steals
 2m 2m punishments C7. Committed 7m E2 Earned 2m pun. YC. Yellow cards R/B Red/Blue cards Blk. Blocks S Starting Line-up

Handball statistics and livescore by Toma-soft ltd (www.toma-soft.hr)



23rd IHF Women's Junior (U20) World Championship

Slovenia (Celje and Laško)

President's Cup IV, 1. round



Match Team Statistics

Match No. 76

Kazakhstan 32 - 30 USA

(14 - 16) (18 - 14)

28.6.2022. 12:30

Attendance: 20

Arena Tri Lilije

Referees: Hamdy Mahmoud (EGY) / Mahmoud Elbeltagy (EGY)

USA

#	Surname and name	S	Goals / shots								Attack					Def.			Penalties			TP						
			Tot.	%	9m	6m	Wing	7m	FB	Brk.	LD	As.	PC	E7	E2	TF	St.	C7	Blk	YC	2m		R	B				
1	MALYSZ Julia																											17:46
3	MONROY Zarinna		1/4	25	1/4										1													19:59
4	BINDERIS Vanessa	S	2/5	40		2/5																						50:07
5	LICEA Daisy	S	7/11	64	1/2	1/2			1/1	4/6				1	2	1										1		46:06
6	RIENHARDT Julia		2/4	50		1/1	1/2				0/1			1				1										21:24
7	DOBREFF Lovisa														1			1									1	12:25
9	GARCIA Ana		0/1	0			0/1																					2:04
10	DA CRUZ Isabela		5/6	83	3/4			1/1	1/1					1		1	1	1								1		15:19
13	KREIS Viva		0/2	0			0/2												1									34:57
14	MARTIN Gabrielle	S	1/1	100	1/1														1		1							17:09
15	READY Emma	S	5/6	83	1/2									2	1		1	7	1						1			58:25
16	GRONWALD Lani	S																	1	1								40:48
17	FAULKNER Marissa	S	1/2	50		1/1	0/1							1		1		1	1									20:21
18	AQUINO Sophia																											
21	FAULKNER Hanna																											3:10
23	NESPER Eden	S	6/10	60		0/1	4/5	2/3	0/1					2	2	1	1			3	1					2		60:00
	Team / bench																											
	UKUPNO		30/52	58	7/13	5/10	6/12	3/4	1/2	8/11	0/0			9	6	4	3	14	7	3	0		1	6	0	0		

#	Surname and name	Saves / shots								
		Tot.	%	9m	6m	Wing	7m	FB	Brk.	LD
1	MALYSZ Julia	3/13	23	0/1	1/1	0/4	0/1	0/2	2/4	
16	GRONWALD Lani	8/30	27	1/2	1/1	2/8	0/1	2/4	2/14	
18	AQUINO Sophia									
	TOTAL	11/43	26	1/3	2/2	2/12	0/2	3/6	4/18	0/0

Coach: Gergely Sándor

Number of attacks: 61, Efficiency: 49%, Average Duration: 29.79 seconds

Attack by type of defense

	Shots	9m	6m	Wing	TF	E7	E2
On def. 6-0	26/46	7/13	5/10	6/12	14	4	3
Fastbreak	1/2				0	0	0

Defense by type

	Total	9m	6m	Wing	Stl.	C7	2m
Def. 6-0	5/7	1/2	0/0	1/2	0	1	0
Def. 5-1	20/32	0/3	0/1	9/12	6	2	6
Def. 4-2	1/2	1/1	0/1	0/0	1	0	0
Fastbreak	4/6				0	0	0

Attack with superiority / minority / goalkeeper out

	Attack				Reaction		
	Att.	Eff.	Shots	TF	FB	LD	Tot.
7 on 6 (GK out)	4	25%	1/2	2	1/1	0/0	1/1
5 on 6 (GK out)	2	100%	2/2	0	0/0	0/0	0/0
6 on 6	42	48%	20/31	11			
5 on 6	3	100%	3/3	0			
6 on 5 (GK out)	1	0%	0/1	0	0/0	0/0	0/0
6 on 5	6	67%	4/6	0			
5 on 5	3	0%	0/2	1			

Player superiority / GK out counted at the end of attack (in case it changes during attack)

Defense with superiority / minority / goalkeeper out

	Attack				Reaction		
	Att.	Eff.	Shots	TF	FB	LD	Tot.
6 on 6	44	55%	24/37	7			
6 on 5	6	33%	2/5	1			
6 on 4	2	50%	1/2	0			
5 on 6	6	50%	3/4	2			
5 on 5	2	100%	2/2	0			

Numbers show attacking numbers of opponent. Lower efficiency of opponent means better defense of this team

Jersey number Tot. Total shooting 6m 6m (line) shooting 9m 9m shooting Wng Wing shooting FB Fastbreak sh. 7m 7m penalty sh.
 Brk. Breakthrough sh. LD Long distance sh. As. Assists PC Pass clear chance E7 Earned 7m pen. TF Technical faults St. Steals
 2m 2m punishments C7. Committed 7m E2 Earned 2m pun. YC. Yellow cards R/B Red/Blue cards Blk. Blocks S Starting Line-up



23rd IHF Women's Junior (U20) World Championship

Slovenia (Celje and Laško)

President's Cup IV, 1. round



Match Team Statistics

Match No. 76

Kazakhstan 32 - 30 USA

(14 - 16) (18 - 14)

28.6.2022. 12:30

Attendance: 20

Arena Tri Lilije

Referees: Hamdy Mahmoud (EGY) / Mahmoud Elbeltagy (EGY)

Shot distribution by player

3 Z. Monroy

	0/1	0/1
1/1		

1 block

4 V. Binderis

		0/1
		1/1
1/1		0/2

5 D. Licea

2/2		
		2/3
		3/3

1 post 2 miss.

6 J. Rienhardt

		1/1
		1/1
0/2		

7 L. Dobreff

9 A. Garcia

1 miss.

10 I. Da Cruz

		1/1
		4/5

13 V. Kreis

1 post 1 miss.

14 G. Martin

		1/1

15 E. Ready

		1/1
1/1		2/2
		1/1

1 post

17 M. Faulkner

1/1	0/1	

21 H. Faulkner

23 E. Nesper

0/1		1/2
3/4		2/3

TOTAL

2/2		4/5
2/3	0/2	7/10
5/8		10/14

3 post 4 miss. 1 block

Saves distribution goalkeepers

1 J. Malysz

		0/1
2/5		0/1
1/4		0/2

16 L. Gronwald

0/2	1/1	0/2
1/3	2/2	2/6
1/7	0/1	0/3

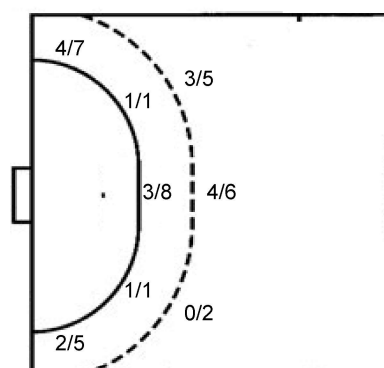
18 S. Aquino

TOTAL

0/2	1/1	0/3
3/8	2/2	2/7
2/11	0/1	0/5

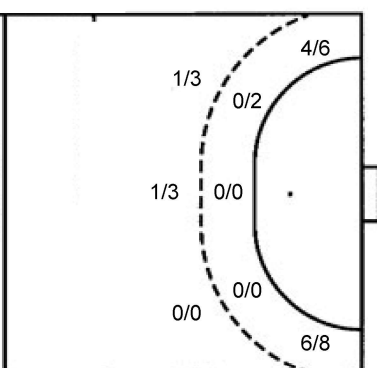
Shots by position

ATTACK



7m penalties 3/4
Fastbreak 1/2
Breakthrough 8/11
Long dist. 0/0

DEFENSE



7m penalties 2/3
Fastbreak 4/6
Breakthrough 14/19
Long dist. 0/0

Shooting statistics

Position	Goals	Sav.	Miss.	Post	Blk.	Total	%
Back (9m)	7	3	0	2	1	13	54
Line (6m)	5	4	1	0	0	10	50
Wing	6	3	2	1	0	12	50
7m penalties	3	1	0	0	0	4	75
Fastbreak	1	1	0	0	0	2	50
Breakthrough	8	2	1	0	0	11	73
Total	30	14	4	3	1	52	58

Jersey number Tot. Total shooting 6m 6m (line) shooting 9m 9m shooting Wng Wing shooting FB Fastbreak sh. 7m 7m penalty sh.
Brk. Breakthrough sh. LD Long distance sh. As. Assists PC Pass clear chance E7 Earned 7m pen. TF Technical faults St. Steals
2m 2m punishments C7. Committed 7m E2 Earned 2m pun. YC. Yellow cards R/B Red/Blue cards Blk. Blocks S Starting Line-up

Handball statistics and livescore by Toma-soft ltd (www.toma-soft.hr)



23rd IHF Women's Junior (U20) World Championship

Slovenia (Celje and Laško)

President's Cup IV, 1. round



Match Team Statistics

Match No. 76

Kazakhstan 32 - 30 USA

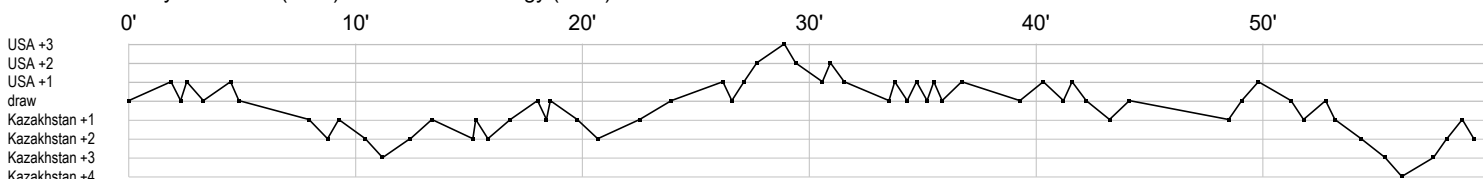
(14 - 16) (18 - 14)

28.6.2022. 12:30

Attendance: 20

Arena Tri Lilije

Referees: Hamdy Mahmoud (EGY) / Mahmoud Elbeltagy (EGY)



Kazakhstan

4 Zvyagina Z	g	c	g	g	a	t	f		a	t	t	f	g		p		f	f	b	i		t	g									
8 Tashenova M	g							a	f		g		i	f	t		f					i	g	2								
10 Zhumabek A																																
13 Amit A		b			e	g									b		f		t													
16 Chuikova T	r	r	r					r		r	s	r		r	r																	
17 Seitkassym Z		f		p		2c				abi			t		g	g	g	f	i	g	bg	e	f	e	i	g	b	b	g	g		
27 Sabyrzhanlyzj			a										g	g	g		a	g			g		f	g	a	f						
35 Nemtyreva K																																
44 Kolesnichenko			s	r	s	r	r	s	r	r	r	r	r	r	r	r	s	s	t	r	r	r	r	s	r	r	r	r	s	r	r	s
77 Ivanova A										f																						
87 Berenda Y	f	p	g							t																						
97 Pupchenkova	f		g	2c			g	g	g	g		b		ac	a			g			p	gg	a	a	t							

USA

1 Malysz J			r	r	r		r	r	s	r	r	r																	r	s	r			
3 Monroy Z											g																		t		f	f	a	
4 Binderis V							g								f	f		f													g			
5 Licea D	f	a			f		p	f							g	g				e	g	g	2		g	g		g		p	f			
6 Rienhardt J												t																		f	2c			g
7 Dobreff L								p				t	2																					
9 Garcia A																																f		
10 Da Cruz I				g																														
13 Kreis V																																		
14 Martin G																																		
15 Ready E																																		
16 Gronwald L																																		
17 Faulkner M																																		
18 Aquino S																																		
21 Faulkner H																																		
23 Nesper E																																		

In game	g	Goal scored	f	Missed shot	a	Assist	t	Technical faults	b	Steal	
2	2min suspension	e	Earned 7m	c	Committed 7m	y	Yellow card	r	Red Card	k	Blue card
i	Earned 2min.	x	Block	4	4min suspension	p	Pass for clear chance	s	Saved shot	r	Received goal