



23rd IHF Women's Junior (U20) World Championship

Slovenia (Celje and Laško)

Main Round IV, 1. round



Match Team Statistics

Match No. 73

Switzerland 26 - 23 Egypt

(15 - 13) (11 - 10)

28.6.2022. 20:30

Attendance: 30

Arena Zlatorog

Referees: Mathias Sosa (URU) / Cristian Lemes (URU)

Switzerland

#	Surname and name	S	Goals / shots								Attack				Def.			Penalties				TP			
			Tot.	%	9m	6m	Wing	7m	FB	Brk.	LD	As.	PC	E7	E2	TF	St.	C7	Blk	YC	2m		R	B	
2	SCHALLER Thitikan		2/3	67			2/3								1									27:26	
3	EMMENEGGER Ana	S	4/6	67		1/1		0/1	1/1	2/3					2	2								59:14	
5	ERNI Kim																							6:47	
6	HESS Sina																								
7	SCHMID Tabea	S	2/3	67		1/2			1/1						1	2						1		60:00	
8	BIERI Alena																								
9	JUND Carmen	S	7/13	54		1/1	5/11		1/1													1		60:00	
11	GWERDER Kyra	S	4/8	50			3/7		1/1							1	1	1						33:15	
12	STREBEL Aline																								
14	WOLFF Laurentia	S	3/4	75				3/4							7	2	1					1		60:00	
16	KÄSER Janina	S																						59:13	
17	COKER Clairebel	S	4/6	67	2/4	1/1									2	4	1			2	2	1	1	54:05	
21	RUSERT Liv																								
	Team / bench																								
	UKUPNO		26/43	60	2/4	4/5	10/21	3/5	4/4	3/4	0/0				13	8	5	1	10	0	2	3	0	2	0

Goalkeepers		Saves / shots								
#	Surname and name	Tot.	%	9m	6m	Wing	7m	FB	Brk.	LD
12	STREBEL Aline									
16	KÄSER Janina	17/40	43	3/5	7/14	1/4	0/2		6/15	
	TOTAL	17/40	43	3/5	7/14	1/4	0/2	0/0	6/15	0/0

Coach: Damian Gwerder

Number of attacks: 52, Efficiency: 50%, Average Duration: 26.17 seconds

Attack by type of defense

	Shots	9m	6m	Wing	TF	E7	E2
On def. 6-0	17/31	2/4	3/4	9/19	8	5	1
On def. 5-1	2/3	0/0	1/1	1/2	1	0	0
On def. 3-2-1	0/0	0/0	0/0	0/0	1	0	0
Fastbreak	4/4				0	0	0

Defense by type

	Total	9m	6m	Wing	Stl.	C7	2m
Def. 6-0	21/45	2/9	7/14	3/5	0	2	2
Fastbreak	0/0				0	0	0

Attack with superiority / minority / goalkeeper out

	Attack				Reaction		
	Att.	Eff.	Shots	TF	FB	LD	Tot.
6 on 6	49	51%	25/39	10			
6 on 5	2	50%	1/2	0			
5 on 6	1	0%	0/1	0			

Player superiority / GK out counted at the end of attack (in case it changes during attack)

Defense with superiority / minority / goalkeeper out

	Attack				Reaction		
	Att.	Eff.	Shots	TF	FB	LD	Tot.
6 on 6	49	41%	20/39	10			
5 on 6	1	100%	1/1	0			
6 on 5	3	67%	2/3	0			

Numbers show attacking numbers of opponent. Lower efficiency of opponent means better defense of this team

Jersey number Tot. Total shooting 6m 6m (line) shooting 9m 9m shooting Wng Wing shooting FB Fastbreak sh. 7m 7m penalty sh.
 Brk. Breakthrough sh. LD Long distance sh. As. Assists PC Pass clear chance E7 Earned 7m pen. TF Technical faults St. Steals
 2m 2m punishments C7. Committed 7m E2 Earned 2m pun. YC. Yellow cards R/B Red/Blue cards Blk. Blocks S Starting Line-up



23rd IHF Women's Junior (U20) World Championship

Slovenia (Celje and Laško)

Main Round IV, 1. round



Match Team Statistics

Match No. 73

Switzerland 26 - 23 Egypt

(15 - 13) (11 - 10)

28.6.2022. 20:30

Attendance: 30

Arena Zlatorog

Referees: Mathias Sosa (URU) / Cristian Lemes (URU)

Shot distribution by player

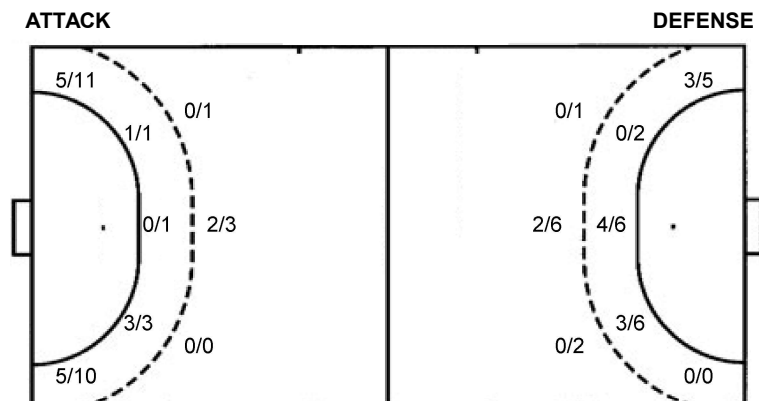
2 T. Schaller 1/1 lob	3 A. Emmenegger 1 miss.	5 K. Erni	6 S. Hess	7 T. Schmid	8 A. Bieri	9 C. Jund 2 post 3 miss. 1/1 lob
1/2	1/1 0/1 3/3			0/1 1/1 1/1		1/1 0/1 2/2 1/1 1/1 1/1

11 K. Gwerder 1 post 2 miss.	14 L. Wolff 1 post	17 C. Coker 1 miss.	21 L. Rusert	TOTAL 4 post 7 miss. 2/2 lob
1/1 1/1 1/2	1/1 1/1 1/1	1/2 1/1 2/2		2/3 0/1 4/6 3/3 3/4 5/5 2/3 5/5

Saves distribution goalkeepers

12 A. Strebler	16 J. Käser	TOTAL
	1/2 0/4 0/3 2/3 4/4 4/9 1/7 3/3 2/5	1/2 0/4 0/3 2/3 4/4 4/9 1/7 3/3 2/5

Shots by position



7m penalties 3/5
Fastbreak 4/4
Breakthrough 3/4
Long dist. 0/0

7m penalties 2/2
Fastbreak 0/0
Breakthrough 9/17
Long dist. 0/0

Shooting statistics

Position	Goals	Sav.	Miss.	Post	Blk.	Total	%
Back (9m)	2	1	1	0	0	4	50
Line (6m)	4	1	0	0	0	5	80
Wing	10	3	5	3	0	21	48
7m penalties	3	1	0	1	0	5	60
Fastbreak	4	0	0	0	0	4	100
Breakthrough	3	0	1	0	0	4	75
Total	26	6	7	4	0	43	60

Jersey number Tot. Total shooting 6m 6m (line) shooting 9m 9m shooting Wng Wing shooting FB Fastbreak sh. 7m 7m penalty sh.
Brk. Breakthrough sh. LD Long distance sh. As. Assists PC Pass clear chance E7 Earned 7m pen. TF Technical faults St. Steals
2m 2m punishments C7. Committed 7m E2 Earned 2m pun. YC. Yellow cards R/B Red/Blue cards Blk. Blocks S Starting Line-up



23rd IHF Women's Junior (U20) World Championship

Slovenia (Celje and Laško)

Main Round IV, 1. round



Match Team Statistics

Match No. 73

Switzerland 26 - 23 Egypt

(15 - 13) (11 - 10)

28.6.2022. 20:30

Attendance: 30

Arena Zlatorog

Referees: Mathias Sosa (URU) / Cristian Lemes (URU)

Egypt

#	Surname and name	S	Goals / shots								Attack					Def.			Penalties			TP					
			Tot.	%	9m	6m	Wing	7m	FB	Brk.	LD	As.	PC	E7	E2	TF	St.	C7	Blk	YC	2m		R	B			
1	TAHA Yasmin																										43:45
4	ACCOUSH Amina	S	3/5	60			3/5										2								1		48:15
8	IBRAHIM Mariam		6/8	75	1/2	1/1		1/1								2											29:46
10	ISMAIL Shahd		4/5	80		4/5											1										44:31
11	ABDALLA Lojin		0/2	0	0/2											1											7:40
14	AHMED Alaa																										1:46
16	OSMAN Mennaallah	S																									16:15
21	MAKLAD Maya																										3:33
25	SEODY Malak	S	2/4	50				1/1							1												53:36
28	ABDELRAHMAN Nadein																2										4:50
44	IBRAHIM Mariam	S	0/1	0		0/1																					26:49
66	MAHMOUD Yara	S	5/10	50		1/5									1	1	1	1	1	1	1						35:58
74	ISMAIL Mariam																										
77	AHMED Sarah		1/4	25	1/3										1												13:36
90	IBRAHIM Noha	S	1/7	14	0/2	0/1																					33:35
99	ABDELKADER Jana	S	1/1	100		1/1																					56:05
	Team / bench																										
	UKUPNO		23/47	49	2/9	7/14	3/5	2/2	0/0	9/17	0/0				4	2	2	1	10	3	5	0	0	0	1	0	0

#	Surname and name	Saves / shots								
		Tot.	%	9m	6m	Wing	7m	FB	Brk.	LD
1	TAHA Yasmin	6/24	25	1/2	1/4	3/11	1/4	0/1	0/2	
16	OSMAN Mennaallah	0/8	0	0/1	0/1	0/2		0/3	0/1	
	TOTAL	6/32	19	1/3	1/5	3/13	1/4	0/4	0/3	0/0

Coach: Ramy Mohamed

Number of attacks: 53, Efficiency: 43%, Average Duration: 41.98 seconds

Attack by type of defense

	Shots	9m	6m	Wing	TF	E7	E2
On def. 6-0	21/45	2/9	7/14	3/5	10	2	1
Fastbreak	0/0				0	0	0

Attack with superiority / minority / goalkeeper out

	Attack				Reaction		
	Att.	Eff.	Shots	TF	FB	LD	Tot.
6 on 6	49	41%	20/39	10			
5 on 6	1	100%	1/1	0			
6 on 5	3	67%	2/3	0			

Player superiority / GK out counted at the end of attack (in case it changes during attack)

Defense by type

	Total	9m	6m	Wing	Stl.	C7	2m
Def. 6-0	17/31	2/4	3/4	9/19	2	5	1
Def. 5-1	2/3	0/0	1/1	1/2	0	0	0
Def. 3-2-1	0/0	0/0	0/0	0/0	1	0	0
Fastbreak	4/4				0	0	0

Defense with superiority / minority / goalkeeper out

	Attack				Reaction		
	Att.	Eff.	Shots	TF	FB	LD	Tot.
6 on 6	49	51%	25/39	10			
6 on 5	2	50%	1/2	0			
5 on 6	1	0%	0/1	0			

Numbers show attacking numbers of opponent. Lower efficiency of opponent means better defense of this team

Jersey number Tot. Total shooting 6m 6m (line) shooting 9m 9m shooting Wng Wing shooting FB Fastbreak sh. 7m 7m penalty sh.
 Brk. Breakthrough sh. LD Long distance sh. As. Assists PC Pass clear chance E7 Earned 7m pen. TF Technical faults St. Steals
 2m 2m punishments C7. Committed 7m E2 Earned 2m pun. YC. Yellow cards R/B Red/Blue cards Blk. Blocks S Starting Line-up



23rd IHF Women's Junior (U20) World Championship

Slovenia (Celje and Laško)

Main Round IV, 1. round



Match Team Statistics

Match No. 73

Switzerland 26 - 23 Egypt

(15 - 13) (11 - 10)

28.6.2022. 20:30

Attendance: 30

Arena Zlatorog

Referees: Mathias Sosa (URU) / Cristian Lemes (URU)

Shot distribution by player

4 A. Accoush

		1/1
		1/1
	0/1	1/1

1 miss.

8 M. Ibrahim

1/1	1/1	
1/1		1/2
1/1		1/1

1 miss.

10 S. Ismail

	2/2	
	0/1	1/1
1/1		

11 L. Abdalla

2 block

14 A. Ahmed

21 M. Maklad

25 M. Seoudy

		1/1
1/1		0/1

1 miss.

28 N. Abdelrahman

44 M. Ibrahim

		0/1

66 Y. Mahmoud

0/1		
	0/1	2/3
2/3	0/1	1/1

74 M. Ismail

77 S. Ahmed

		1/1
0/1	0/1	

1 miss.

90 N. Ibrahim

0/1	0/1	0/1
1/1	0/1	0/1

1 block

99 J. Abdelkader

	1/1	

TOTAL

1/2	4/4	3/3
1/3	0/4	5/9
6/7	0/3	3/5

4 miss. 3 block

Saves distribution goalkeepers

1 Y. Taha

1/3	1/1	2/4
0/3		1/4
0/1	1/1	0/5

16 M. Osman

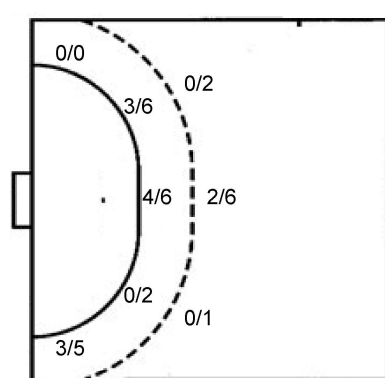
		0/2
0/4	0/2	

TOTAL

1/3	1/1	2/6
0/3		1/4
0/5	1/3	0/5

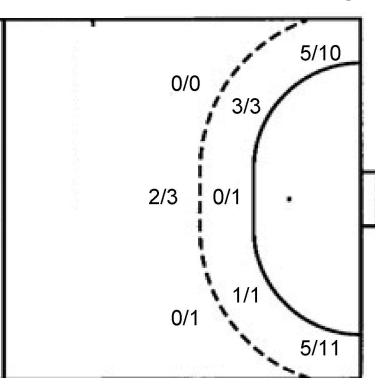
Shots by position

ATTACK



7m penalties 2/2
Fastbreak 0/0
Breakthrough 9/17
Long dist. 0/0

DEFENSE



7m penalties 3/5
Fastbreak 4/4
Breakthrough 3/4
Long dist. 0/0

Shooting statistics

Position	Goals	Sav.	Miss.	Post	Blk.	Total	%
Back (9m)	2	3	1	0	3	9	22
Line (6m)	7	7	0	0	0	14	50
Wing	3	1	1	0	0	5	60
7m penalties	2	0	0	0	0	2	100
Fastbreak	0	0	0	0	0	0	0
Breakthrough	9	6	2	0	0	17	53
Total	23	17	4	0	3	47	49

Jersey number Tot. Total shooting 6m 6m (line) shooting 9m 9m shooting Wng Wing shooting FB Fastbreak sh. 7m 7m penalty sh.
Brk. Breakthrough sh. LD Long distance sh. As. Assists PC Pass clear chance E7 Earned 7m pen. TF Technical faults St. Steals
2m 2m punishments C7. Committed 7m E2 Earned 2m pun. YC. Yellow cards R/B Red/Blue cards Blk. Blocks S Starting Line-up

Handball statistics and livescore by Toma-soft ltd (www.toma-soft.hr)

