



23rd IHF Women's Junior (U20) World Championship

Slovenia (Celje and Laško)

President's Cup I, 1. round



Match Team Statistics

Match No. 71

India 37 - 40 Guinea

(18 - 18) (19 - 22)

28.6.2022. 20:30

Attendance: 60

Arena Tri Lilije

Referees: Hamad Faraj (KUW) / Husain Taqi (KUW)

India

#	Surname and name	S	Goals / shots							Attack					Def.			Penalties			TP			
			Tot.	%	9m	6m	Wing	7m	FB	Brk.	LD	As.	PC	E7	E2	TF	St.	C7	Blk	YC		2m	R	B
1	DEVI Chetna	S																						59:16
2	MONIKA	S	3/3	100				1/1		2/2		3	3			5		2				1		55:36
3	GOURAV	S	5/7	71	1/1	0/1	1/2		1/1	2/2		1		3	1	4								60:00
4	BHAWANA	S	9/14	64	2/3			2/5		5/6		6		1	1	6		1				1		60:00
5	THAKUR Priyanka	S	7/10	70			5/8		2/2			1		3	3			2						60:00
7	KUMARI Isha																							
8	JAKHAR Varsha																							
9	PRIYANKA	S	3/4	75		2/3		1/1							3		2					1		60:00
10	PRIYA																							
11	KANWAR Pooja																							
12	MANJU											1												
13	RAY Moumita		0/1	0					0/1															3:24
14	JASSI	S	10/12	83	0/1	0/1		2/2	1/1	7/7		3	1		1	1	2					2		56:43
15	MEENU														1									5:01
16	AFZAL Afreen																							
17	CHAUDHARY Moni																							
	Team / bench															2								
	UKUPNO		37/51	73	3/5	2/5	6/10	6/9	4/4	16/18	0/0	12	6	8	5	23	1	9	0	0	0	5	0	0

#	Surname and name	Saves / shots								
		Tot.	%	9m	6m	Wing	7m	FB	Brk.	LD
1	DEVI Chetna	17/57	30	5/12	2/6	4/8	2/8	1/11	3/12	
12	MANJU									
16	AFZAL Afreen									
	TOTAL	17/57	30	5/12	2/6	4/8	2/8	1/11	3/12	0/0

Coach: Sunil Kumar

Number of attacks: 71, Efficiency: 52%, Average Duration: 24.03 seconds

Attack by type of defense

	Shots	9m	6m	Wing	TF	E7	E2
On def. 6-0	1/1	0/0	0/0	0/0	0	0	0
On def. 5-1	6/8	0/1	1/2	4/4	7	3	3
On def. 4-2	16/22	3/3	1/2	2/5	14	2	2
On def. 3-2-1	1/1	0/0	0/0	0/0	0	1	0
On def. press.	3/6	0/1	0/1	0/1	2	2	0
Fastbreak	4/4				0	0	0

Defense by type

	Total	9m	6m	Wing	Stl.	C7	2m
Def. 6-0	20/36	7/14	3/3	4/9	0	8	5
Def. 5-1	4/10	0/0	1/3	0/1	1	1	0
Fastbreak	10/11				0	0	0

Defense with superiority / minority / goalkeeper out

	Attack				Reaction		
	Att.	Eff.	Shots	TF	FB	LD	Tot.
7 on 6 (GK out)	2	50%	1/2	0	0/0	0/0	0/0
6 on 6 (GK out)	6	67%	4/6	0	0/0	0/0	0/0
6 on 6	43	53%	23/35	8			
5 on 6	5	60%	3/4	1			
4 on 6	3	33%	1/2	1			
6 on 5	11	73%	8/10	1			
6 on 4	2	0%	0/2	0			

Numbers show attacking numbers of opponent. Lower efficiency of opponent means better defense of this team

Attack with superiority / minority / goalkeeper out

	Attack				Reaction		
	Att.	Eff.	Shots	TF	FB	LD	Tot.
7 on 6 (GK out)	1	100%	1/1	0	0/0	0/0	0/0
7 on 4 (GK out)	1	100%	1/1	0	0/0	0/0	0/0
6 on 6 (GK out)	2	0%	0/1	1	0/0	0/0	0/0
6 on 5 (GK out)	1	0%	0/1	0	0/0	0/0	0/0
5 on 6 (GK out)	1	100%	1/1	0	0/0	0/0	0/0
6 on 6	45	53%	24/31	14			
6 on 5	8	38%	3/4	4			
6 on 4	5	80%	4/4	1			
5 on 6	7	43%	3/4	3			

Player superiority / GK out counted at the end of attack (in case it changes during attack)

Jersey number Tot. Total shooting 6m 6m (line) shooting 9m 9m shooting Wng Wing shooting FB Fastbreak sh. 7m 7m penalty sh.
 Brk. Breakthrough sh. LD Long distance sh. As. Assists PC Pass clear chance E7 Earned 7m pen. TF Technical faults St. Steals
 2m 2m punishments C7. Committed 7m E2 Earned 2m pun. YC. Yellow cards R/B Red/Blue cards Blk. Blocks S Starting Line-up



23rd IHF Women's Junior (U20) World Championship

Slovenia (Celje and Laško)

President's Cup I, 1. round



Match Team Statistics

Match No. 71

India 37 - 40 Guinea

(18 - 18) (19 - 22)

28.6.2022. 20:30

Attendance: 60

Arena Tri Lilije

Referees: Hamad Faraj (KUW) / Husain Taqi (KUW)

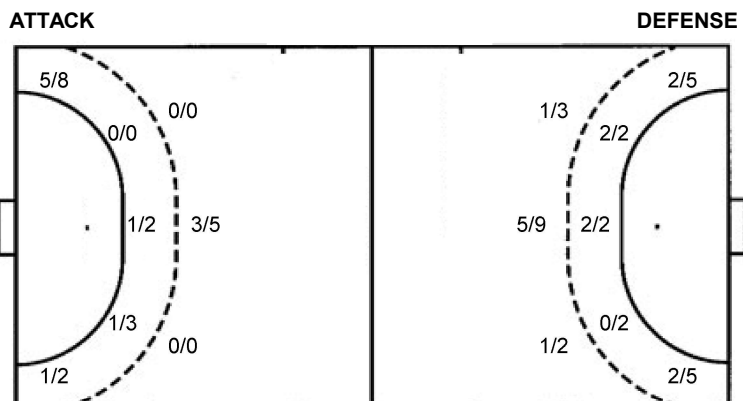
Shot distribution by player

2 . Monika	3 . Gourav	4 . Bhawana	5 P. Thakur	7 I. Kumari	8 V. Jakhar	9 . Priyanka
		2/3				
	1/1	1/3	0/1			1/2
1/1	1/2	3/4	4/5			2/2
	1/2	0/1	1/2			
	2/2	2/2	2/2			
10 . Priya	11 P. Kanwar	13 M. Ray	14 . Jassi	15 . Meenu	17 M. Chaudhary	TOTAL
						2/3
		0/1	0/1			2/5
			5/5			16/19
			1/1 lob			2/5
			4/5			0/1
						2/4
						12/13
						1/1 lob

Saves distribution goalkeepers

1 C. Devi	12 . Manju	16 A. Afzal	TOTAL
0/9			0/9
1/1			1/1
2/3			2/3
5/13			5/13
3/3			3/3
0/1			0/1
3/15			3/15
1/1			1/1
2/11			2/11

Shots by position



7m penalties 6/9
Fastbreak 4/4
Breakthrough 16/18
Long dist. 0/0

7m penalties 6/8
Fastbreak 10/11
Breakthrough 9/16
Long dist. 0/0

Shooting statistics

Position	Goals	Sav.	Miss.	Post	Blk.	Total	%
Back (9m)	3	2	0	0	0	5	60
Line (6m)	2	3	0	0	0	5	40
Wing	6	4	0	0	0	10	60
7m penalties	6	3	0	0	0	9	67
Fastbreak	4	0	0	0	0	4	100
Breakthrough	16	2	0	0	0	18	89
Total	37	14	0	0	0	51	73

Jersey number Tot. Total shooting 6m 6m (line) shooting 9m 9m shooting Wng Wing shooting FB Fastbreak sh. 7m 7m penalty sh.
Brk. Breakthrough sh. LD Long distance sh. As. Assists PC Pass clear chance E7 Earned 7m pen. TF Technical faults St. Steals
2m 2m punishments C7. Committed 7m E2 Earned 2m pun. YC. Yellow cards R/B Red/Blue cards Blk. Blocks S Starting Line-up



23rd IHF Women's Junior (U20) World Championship

Slovenia (Celje and Laško)

President's Cup I, 1. round



23rd IHF WOMEN'S HANDBALL WORLD CHAMPIONSHIP SLOVENIA 2022

Match Team Statistics

Match No. 71

India 37 - 40 Guinea

(18 - 18) (19 - 22)

28.6.2022. 20:30

Attendance: 60

Arena Tri Lilije

Referees: Hamad Faraj (KUW) / Husain Taqi (KUW)

Guinea

Players		Goals / shots										Attack				Def.			Penalties				TP		
#	Surname and name	S	Tot.	%	9m	6m	Wing	7m	FB	Brk.	LD	As.	PC	E7	E2	TF	St.	C7	Blk	YC	2m	R		B	
1	KABA Téninké															1								22:58	
3	DIARRA Fatoumata	S	1/4	25	0/1			1/1	0/1	0/1		2	1	2	1	4		1				1		46:59	
4	SYLLA Yarie		6/9	67	1/2			4/6		1/1		1	1			1								38:28	
5	TOLNO Sia Céline	S	11/18	61	2/3			0/3		5/5	4/7	1		5	1	1	5	1						56:58	
6	BARADJI Assa	S	1/3	33				1/2		0/1							2					2		17:35	
8	SANKHON Kadiatou	S	4/7	57	1/2			2/4		1/1			1			1	1				1			35:17	
9	DIEYE Keisha		1/1	100						1/1						1	2	1				1		21:15	
10	KONATE Mama															1								4:07	
11	DIALLO Fatoumata Binta	S	5/6	83	3/4				1/1	1/1		3		1	1	1								45:02	
12	CAMARA Nioumangue																								
13	CAMARA Bintou																							0:28	
14	YOULA M'mah		3/5	60		2/4			1/1								1	1						33:47	
15	KOUROUMA M'mah		5/9	56	0/2		1/1	1/1	2/2	1/3		2		2	1			1				1		34:43	
16	CISSE Diakonba												1									1		0:03	
22	NYAMY TCHAMY Meganne Daysie	S	3/3	100		2/2			1/1															26:13	
26	TUBANZA Anne Cécile	S																						36:07	
Team / bench																									
UKUPNO			40/65	62	7/14	4/6	4/10	6/8	10/11	9/16	0/0	9	4	10	4	11	8	8	0	0	0	7	0	0	

Goalkeepers		Saves / shots									
#	Surname and name	Tot.	%	9m	6m	Wing	7m	FB	Brk.	LD	
1	KABA Téninké	4/14	29	1/2	1/1		1/3	0/2	1/6		
16	CISSE Diakonba										
26	TUBANZA Anne Cécile	10/37	27	1/3	2/4	4/10	2/6	0/2	1/12		
TOTAL		14/51	27	2/5	3/5	4/10	3/9	1/4	2/18	0/0	

Coach: Jean-Louis Leblond

Number of attacks: 72, Efficiency: 56%, Average Duration: 26.30 seconds

Attack by type of defense

	Shots	9m	6m	Wing	TF	E7	E2
On def. 6-0	20/36	7/14	3/3	4/9	8	9	4
On def. 5-1	4/10	0/0	1/3	0/1	3	1	0
Fastbreak	10/11				0	0	0

Defense by type

	Total	9m	6m	Wing	Stl.	C7	2m
Def. 6-0	1/1	0/0	0/0	0/0	0	0	0
Def. 5-1	6/8	0/1	1/2	4/4	1	3	4
Def. 4-2	16/22	3/3	1/2	2/5	6	2	3
Def. 3-2-1	1/1	0/0	0/0	0/0	0	1	0
Def. press.	3/6	0/1	0/1	0/1	1	2	0
Fastbreak	4/4				0	0	0

Attack with superiority / minority / goalkeeper out

	Attack				Reaction		
	Att.	Eff.	Shots	TF	FB	LD	Tot.
7 on 6 (GK out)	2	50%	1/2	0	0/0	0/0	0/0
6 on 6 (GK out)	6	67%	4/6	0	0/0	0/0	0/0
6 on 6	43	53%	23/35	8			
5 on 6	5	60%	3/4	1			
4 on 6	3	33%	1/2	1			
6 on 5	11	73%	8/10	1			
6 on 4	2	0%	0/2	0			

Player superiority / GK out counted at the end of attack (in case it changes during attack)

Defense with superiority / minority / goalkeeper out

	Attack				Reaction		
	Att.	Eff.	Shots	TF	FB	LD	Tot.
7 on 6 (GK out)	1	100%	1/1	0	0/0	0/0	0/0
7 on 4 (GK out)	1	100%	1/1	0	0/0	0/0	0/0
6 on 6 (GK out)	2	0%	0/1	1	0/0	0/0	0/0
6 on 5 (GK out)	1	0%	0/1	0	0/0	0/0	0/0
5 on 6 (GK out)	1	100%	1/1	0	0/0	0/0	0/0
6 on 6	45	53%	24/31	14			
6 on 5	8	38%	3/4	4			
6 on 4	5	80%	4/4	1			
5 on 6	7	43%	3/4	3			

Numbers show attacking numbers of opponent. Lower efficiency of opponent means better defense of this team

Jersey number Tot. Total shooting 6m 6m (line) shooting 9m 9m shooting Wng Wing shooting FB Fastbreak sh. 7m 7m penalty sh.
 Brk. Breakthrough sh. LD Long distance sh. As. Assists PC Pass clear chance E7 Earned 7m pen. TF Technical faults St. Steals
 2m 2m punishments C7. Committed 7m E2 Earned 2m pun. YC. Yellow cards R/B Red/Blue cards Blk. Blocks S Starting Line-up



23rd IHF Women's Junior (U20) World Championship

Slovenia (Celje and Laško)

President's Cup I, 1. round



Match Team Statistics

Match No. 71

India 37 - 40 Guinea

(18 - 18) (19 - 22)

28.6.2022. 20:30

Attendance: 60

Arena Tri Lilije

Referees: Hamad Faraj (KUW) / Husain Taqi (KUW)

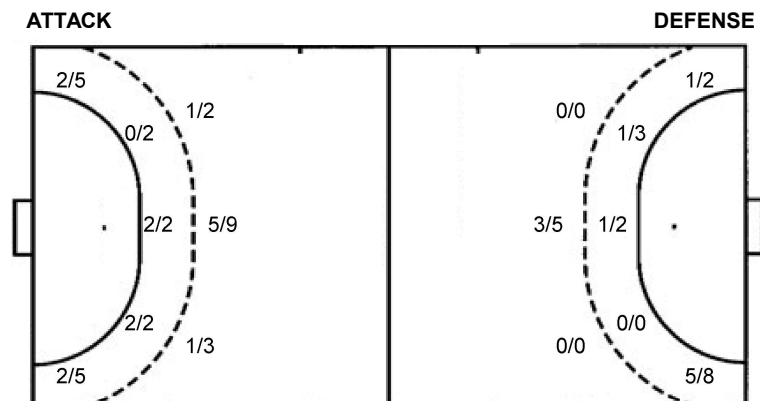
Shot distribution by player

3 F. Diarra	4 Y. Sylla	5 S. Tolno	6 A. Baradji	8 K. Sankhon	9 K. Dieye	10 M. Konate
1/3	1/1 1/1 3/4	1/1 3/3 0/1 3/3 0/1 4/4	0/1 1/1 0/1	3/3 0/1 0/1 0/1 1/1	1/1	
1 miss.		2 post 3 miss.				
11 F. Diallo	12 N. Camara	13 B. Camara	14 M. Youla	15 M. Kourouma	22 M. Nyamy Tchamy	TOTAL
1/1 1/2 3/3			2/2 1/2 0/1	1/2 2/2	1/1 1/1 1/1	9/9 0/1 1/3 8/13 0/3 1/1 12/15 0/1 9/11
				2 miss.		2 post 6 miss.

Saves distribution goalkeepers

1 T. Kaba	16 D. Cisse	26 A. Tubanza	TOTAL
1/2 1/5		1/3 2/3 1/1 0/1 2/14 3/5 1/9	1/3 3/5 1/1 2/4 3/19 3/5 1/13

Shots by position



7m penalties 6/8
Fastbreak 10/11
Breakthrough 9/16
Long dist. 0/0

7m penalties 6/9
Fastbreak 4/4
Breakthrough 16/18
Long dist. 0/0

Shooting statistics

Position	Goals	Sav.	Miss.	Post	Blk.	Total	%
Back (9m)	7	5	2	0	0	14	50
Line (6m)	4	2	0	0	0	6	67
Wing	4	4	1	1	0	10	40
7m penalties	6	2	0	0	0	8	75
Fastbreak	10	1	0	0	0	11	91
Breakthrough	9	3	3	1	0	16	56
Total	40	17	6	2	0	65	62

Jersey number Tot. Total shooting 6m 6m (line) shooting 9m 9m shooting Wng Wing shooting FB Fastbreak sh. 7m 7m penalty sh.
Brk. Breakthrough sh. LD Long distance sh. As. Assists PC Pass clear chance E7 Earned 7m pen. TF Technical faults St. Steals
2m 2m punishments C7. Committed 7m E2 Earned 2m pun. YC. Yellow cards R/B Red/Blue cards Blk. Blocks S Starting Line-up

Handball statistics and livescore by Toma-soft ltd (www.toma-soft.hr)



23rd IHF Women's Junior (U20) World Championship

Slovenia (Celje and Laško)

President's Cup I, 1. round



Match Team Statistics

Match No. 71

India 37 - 40 Guinea

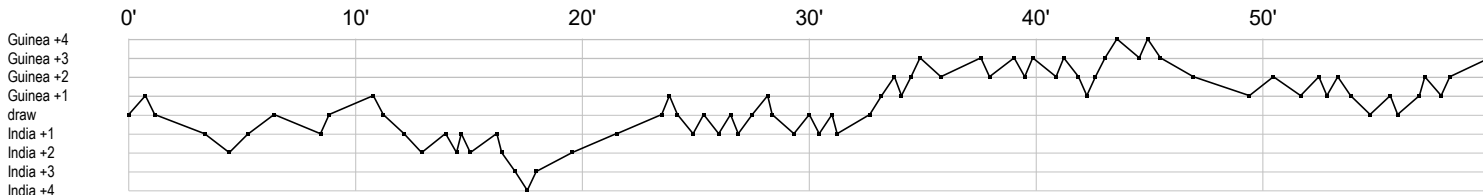
(18 - 18) (19 - 22)

28.6.2022. 20:30

Attendance: 60

Arena Tri Lilije

Referees: Hamad Faraj (KUW) / Husain Taqi (KUW)



India

1 Devi C	sr s ss s r r r	r r s r r r s r r	r s r r r r r r	r r r r r r s s	r tr s r s r r s r	s r s r r r s r r r s
2 Monika	t	a t a a	t p	t g p c2	p g	c g t
3 Gourav		ie g g g	t t g	t fa	f	e e g t g
4 Bhawana	g a a	g g	f	it t ta g g	g2c ef f a	g t g a ff a t g
5 Thakur P	g	g	ie g ieg g c	f f c	a ie g	f g
7 Kumari I						
8 Jakhar V						
9 Priyanka	t g c2	t		g c	t	f g
10 Priya						
11 Kanwar P						
12 Manju			a			
13 Ray M						f
14 Jassi	t f	2c pg	f p g g g g	2c g	g g g e pg	b
15 Meenu				t		
16 Afzal A						
17 Chaudhary M						

Guinea

1 Kaba T					t	r r r sr	ssr r r r r s
3 Diarra F	f t	t ie	t a	f	t e g p	2c a	f
4 Sylla Y	g	g	g f a	p	g g g f	f	t
5 Tolno S	b f ee	f f e	t f a g f	g b	g iebg c f g g	g g	e f g bg b
6 Baradji A	g f	f 2c	2c				
8 Sankhon K	f g	t g g g		f 2	f	p c	
9 Dieye K			2				c t b g
10 Konate M						t	
11 Diallo F	f t		g g g	a g i e a	a g		
12 Camara N							
13 Camara B							
14 Youla M					g	b c f	g g f
15 Kourouma M	a	2c	f g e		eig g f	g	a f f g
16 Cisse D		2	p				
22 Nyamy		g	g				
26 Tubanza A	r r r s r	r r r r r	r r r ss s	s r r r r r r r	r r r sr	s r s r	s r r r s

In game	g Goal scored	f Missed shot	a Assist	t Technical faults	b Steal
2 2min suspension	e Earned 7m	c Committed 7m	y Yellow card	r Red Card	k Blue card
i Earned 2min.	x Block	4 4min suspension	p Pass for clear chance	s Saved shot	r Received goal