23rd IHF Women's Junior (U20) World Championship

Slovenia (Celje and Laško)

Main Round I, 2. round

Match Team Statistics

Match No. 67

Japan 34 - 24 Tunisia

(14 - 10) (20 - 14)

28.6.2022. 16:30
Attendance: 100
Arena Zlatorog

Referees: Denis Bolic (AUT) / Christoph Hurich (AUT)

Japan

Players			Goals / shots									Attack					Def.			Penalties				TP
#	Surname and name	S	Tot.	%	9m	6m	Wing	7m	FB	Brk.	LD	As.	PC	E7	E2	TF	St.	C7	Blk	YC	2m	R	B	
3	OTANI Ayano		1/1	100					1/1										1		1			16:48
4	KAKEMOTO Shino		4/4	100			2/2		2/2									2						33:21
5	FUKUI Sumire		0/3	0						0/3		1				1		1						13:02
6	HAMAGUCHI Mao		2/4	50	1/2				1/1		0/1			1							1			10:47
7	FUJIWARA Hinata	S	1/1	100						1/1			1			2	2				1			23:59
8	YOSHINO Sanju	S	1/3	33			0/2		1/1							1	1							28:54
9	MASUZAWA Yuna	S	0/1	0					0/1							1								26:45
11	ISHIKAWA Sora	S	7/8	88	2/2	1/1			1/2	3/3		2	2			1	2							29:37
13	HIGUCHI Reona	S	5/7	71	0/1	1/1		1/1	1/2	2/2			1			3								24:44
14	HATSUMI Hanako	S	1/2	50		1/2						1									1			59:20
15	ITO Yui		5/6	83		2/3			1/1	1/1	1/1	1		1	1									30:00
16	NAKAMURA Rino	S										2	1											54:20
17	MIZUTANI Akari		3/3	100				1/1		2/2		4				1								30:59
18	OYAMA Akane		2/4	50			1/2		1/2															28:48
19	HOKAGUCHI Wakana		2/5	40	1/1		0/2		1/1	0/1							1				1			6:25
20	HIGA Kaede																							2:11
	Team / bench															3								
	UKUPNO		34/52	65	4/6	5/7	3/8	2/2	10/14	9/13	1/2	11	5	2	1	13	6	3	1	0	5	0	0	

Goalkeepers		Saves / shots								
#.	Surname and name	Tot.	%	9m	6m	Wing	7m	FB	Brk.	LD
16	NAKAMURA Rino	10/28	36	5/9	2/8	1/5	0/3		2/3	
20	HIGA Kaede	3/7	43	1/2	1/1		1/3		0/1	
	TOTAL	13/35	37	6/11	3/9	1/5	1/6	0/0	2/4	0/0

Coach: **Shota Arai**

Number of attacks: 61, Efficiency: 56%, Average Duration: 27.55 seconds

Attack by type of defense

	Shots	9m	6m	Wing	TF	E7	E2
On def. 6-0	15/25	3/5	2/4	3/6	9	2	1
On def. 5-1	6/9	1/1	3/3	0/2	4	0	0
Fastbreak	10/14				0	0	0

Defense by type

	Total	9m	6m	Wing	Stl.	C7	2m
Def. 6-0	15/36	5/16	5/10	3/6	6	2	4
Def. 3-2-1	2/5	0/1	1/1	1/2	0	1	1
Fastbreak	0/0				0	0	0

Attack with superiority / minority / goalkeeper out

	Attack				Reaction		
	Att.	Eff.	Shots	TF	FB	LD	Tot.
6 on 6 (GK out)	4	25%	1/1	3	0/0	2/2	2/2
6 on 6	48	54%	26/39	9			
6 on 5	3	67%	2/3	0			
5 on 6	6	83%	5/5	1			

Player superiority / GK out counted at the end of attack (in case it changes during attack)

Defense with superiority / minority / goalkeeper out

	Attack				Reaction		
	Att.	Eff.	Shots	TF	FB	LD	Tot.
7 on 6 (GK out)	2	50%	1/2	0	0/1	0/0	0/1
6 on 6	40	38%	15/34	6			
5 on 6	1	100%	1/1	0			
6 on 5	11	64%	7/10	1			

Numbers show attacking numbers of oponnent. Lower efficiency of oponnent means better defense of this team

#	Jersey number	**Tot.**	Total shooting	**6m**	6m (line) shooting	**9m**	9m shooting	**Wng**	Wing shooting	**FB**	Fastbreak sh.	**7m**	7m penalty sh.
Brk.	Breakthrough sh.	**LD**	Long distance sh.	**As.**	Assists	**PC**	Pass clear chance	**E7**	Eearned 7m pen.	**TF**	Technical faults	**St.**	Steals
2m	2m punishments	**C7.**	Commited 7m	**E2**	Eearned 2m pun.	**YC.**	Yellow cards	**R/B**	Red/Blue cards	**Blk.**	Blocks	**S**	Starting Line-up

23rd IHF Women's Junior (U20) World Championship

Slovenia (Celje and Laško)

Main Round I, 2. round

Match Team Statistics

Match No. 67

Japan 34 - 24 Tunisia

(14 - 10) (20 - 14)

28.6.2022. 16:30
Attendance: 100
Arena Zlatorog

Referees: Denis Bolic (AUT) / Christoph Hurich (AUT)

Shot distribution by player

3 A. Otani

	1/1	

4 S. Kakemoto

	2/2	2/2

5 S. Fukui

0/1		
	0/1	

1 post

6 M. Hamaguchi

		1/1
		0/1
		1/1

1 miss.

7 H. Fujiwara

		1/1

8 S. Yoshino

1/1	0/1	

1 miss.

9 Y. Masuzawa

0/1		

11 S. Ishikawa

1/1		
2/2		4/4

1 miss.

13 R. Higuchi

2/2		3/4

1 miss.

14 H. Hatsumi

1/1		0/1

15 Y. Ito

		1/1
2/2	1/2	1/1

17 A. Mizutani

		1/1
		2/2

18 A. Oyama

	0/2	
1/1		1/1

19 W. Hokaguchi

1/1		
1/2	0/2	

TOTAL

1/1	0/3	3/3
3/4		3/5
8/10	4/8	12/13

1 post 4 miss.

Saves distribution goalkeepers

16 R. Nakamura

1/2	1/1	0/2
1/3	3/3	1/3
3/6	0/3	0/6

20 K. Higa

	1/1	0/1
1/1	1/1	0/1
0/1		0/1

TOTAL

1/2	2/2	0/3
2/4	4/4	1/4
3/7	0/3	0/7

Shots by position

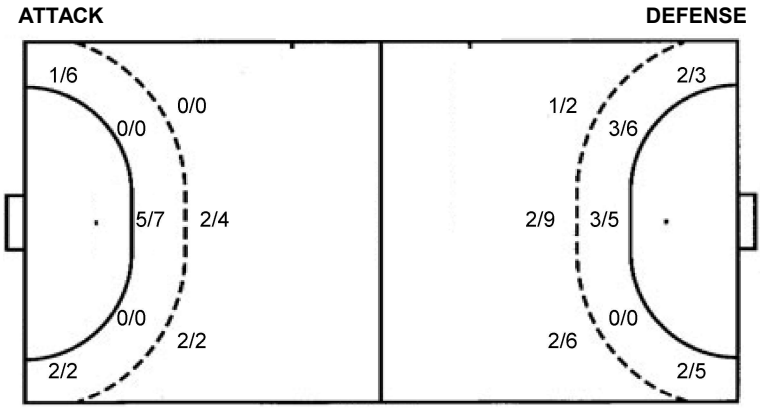

7m penalties	2/2	7m penalties	5/6
Fastbreak	10/14	Fastbreak	0/0
Breakthrough	9/13	Breakthrough	2/5
Long dist.	1/2	Long dist.	2/2

Shooting statistics

Position	Goals	Sav.	Miss.	Post	Blk.	Total	%
Back (9m)	4	1	1	0	0	6	67
Line (6m)	5	2	0	0	0	7	71
Wing	3	4	1	0	0	8	38
7m penalties	2	0	0	0	0	2	100
Fastbreak	10	3	1	0	0	14	71
Breakthrough	9	3	0	1	0	13	69
Total	**33**	**13**	**3**	**1**	**0**	**50**	**66**

#	Jersey number	**Tot.**	Total shooting	**6m**	6m (line) shooting	**9m**	9m shooting	**Wng**	Wing shooting	**FB**	Fastbreak sh.	**7m**	7m penalty sh.
Brk.	Breakthrough sh.	**LD**	Long distance sh.	**As.**	Assists	**PC**	Pass clear chance	**E7**	Eearned 7m pen.	**TF**	Technical faults	**St.**	Steals
2m	2m punishments	**C7.**	Commited 7m	**E2**	Eearned 2m pun.	**YC.**	Yellow cards	**R/B**	Red/Blue cards	**Blk.**	Blocks	**S**	Starting Line-up

23rd IHF Women's Junior (U20) World Championship

Slovenia (Celje and Laško)

Main Round I, 2. round

Match Team Statistics

Match No. 67

Japan 34 - 24 Tunisia

(14 - 10) (20 - 14)

28.6.2022. 16:30
Attendance: 100
Arena Zlatorog

Referees: Denis Bolic (AUT) / Christoph Hurich (AUT)

Tunisia

Players			Goals / shots									Attack					Def.			Penalties				TP
#	Surname and name	S	Tot.	%	9m	6m	Wing	7m	FB	Brk.	LD	As.	PC	E7	E2	TF	St.	C7	Blk	YC	2m	R	B	
2	KRIZ Rahma																							26:23
7	SALLAMI Amani		2/2	100			2/2											1			1			33:59
9	YAACOUB Ons	S	6/7	86	1/1	5/6								3	1	2								59:23
10	ZAIDI Eya	S															1							23:31
11	JENZERI Amal	S	0/3	0		0/2	0/1						1	1										57:20
12	MEJRI Marwa	S																						35:21
14	JLASSI Ghofrane		2/6	33	0/3	1/1	0/1			1/1				1	1	1								16:15
15	LIMEM Nihed	S	2/6	33	1/4			1/2				1		1	2		1					1		23:36
18	BEN HASSINE Salma	S	10/18	56	3/8	0/1		4/4		1/3	2/2	1	2			2	1							60:00
19	LAHMAR Samar																							
21	CHANDARLI Dorra	S	0/2	0		0/1				0/1														5:55
22	TROUDI Maissa		0/1	0			0/1																	14:46
26	OUERTANI Anwar		0/1	0	0/1							1			1									29:31
33	FALLAH Oumaima		2/3	67			2/3										1							34:00
	Team / bench															2								
	UKUPNO		24/49	49	5/17	6/11	4/8	5/6	0/0	2/5	2/2	3	3	6	5	7	4	1	0	0	1	1	0	

Goalkeepers		Saves / shots								
#.	Surname and name	Tot.	%	9m	6m	Wing	7m	FB	Brk.	LD
12	MEJRI Marwa	13/46	28	1/5	2/7	4/7	0/2	3/13	3/12	
	TOTAL	13/46	28	1/5	2/7	4/7	0/2	3/13	3/12	0/0

Coach: **Ahmed Ben Mahmoud**

Number of attacks: 54, Efficiency: 44%, Average Duration: 40.10 seconds

Attack by type of defense

	Shots	9m	6m	Wing	TF	E7	E2
On def. 6-0	15/36	5/16	5/10	3/6	7	5	4
On def. 3-2-1	2/5	0/1	1/1	1/2	0	1	1
Fastbreak	0/0				0	0	0

Defense by type

	Total	9m	6m	Wing	Stl.	C7	2m
Def. 6-0	15/25	3/5	2/4	3/6	2	1	1
Def. 5-1	6/9	1/1	3/3	0/2	2	0	0
Fastbreak	10/14				0	0	0

Attack with superiority / minority / goalkeeper out

	Attack				Reaction		
	Att.	Eff.	Shots	TF	FB	LD	Tot.
7 on 6 (GK out)	2	50%	1/2	0	0/1	0/0	0/1
6 on 6	40	38%	15/34	6			
5 on 6	1	100%	1/1	0			
6 on 5	11	64%	7/10	1			

Player superiority / GK out counted at the end of attack (in case it changes during attack)

Defense with superiority / minority / goalkeeper out

	Attack				Reaction		
	Att.	Eff.	Shots	TF	FB	LD	Tot.
6 on 6 (GK out)	4	25%	1/1	3	0/0	2/2	2/2
6 on 6	48	54%	26/39	9			
6 on 5	3	67%	2/3	0			
5 on 6	6	83%	5/5	1			

Numbers show attacking numbers of oponnent. Lower efficiency of oponnent means better defense of this team

#	Jersey number	**Tot.**	Total shooting	**6m**	6m (line) shooting	**9m**	9m shooting	**Wng**	Wing shooting	**FB**	Fastbreak sh.	**7m**	7m penalty sh.
Brk.	Breakthrough sh.	**LD**	Long distance sh.	**As.**	Assists	**PC**	Pass clear chance	**E7**	Eearned 7m pen.	**TF**	Technical faults	**St.**	Steals
2m	2m punishments	**C7.**	Commited 7m	**E2**	Eearned 2m pun.	**YC.**	Yellow cards	**R/B**	Red/Blue cards	**Blk.**	Blocks	**S**	Starting Line-up

23rd IHF Women's Junior (U20) World Championship

Slovenia (Celje and Laško)

Main Round I, 2. round

Match Team Statistics

Match No. 67

Japan 34 - 24 Tunisia

(14 - 10) (20 - 14)

28.6.2022. 16:30
Attendance: 100
Arena Zlatorog

Referees: Denis Bolic (AUT) / Christoph Hurich (AUT)

Shot distribution by player

2 R. Kriz

7 A. Sallami

	1/1	1/1

9 O. Yaacoub

	0/1	1/1
		1/1
1/1	1/1	2/2

10 E. Zaidi

11 A. Jenzeri

0/1		

1 post 1 miss.

14 G. Jlassi

	0/1	
1/2		

2 miss. 1/1 lob

15 N. Limem

		1/1
	0/3	
		1/1

1 miss.

18 S. Ben Hassine

1/1		1/1
1/3	0/1	2/3
1/1	1/1	3/3

2 post 1 miss. 1 block

19 S. Lahmar

21 D. Chandarli

0/1		

1 post

22 M. Troudi

1 miss.

26 A. Ouertani

1 miss.

33 O. Fallah

0/1		
1/1		
1/1		

TOTAL

1/2	0/2	3/3
2/4	0/4	3/4
4/7	3/3	7/7

4 post 7 miss. 1 block 1/1 lob

Saves distribution goalkeepers

12 M. Mejri

0/1	3/3	0/3
1/4		2/5
2/10	4/8	1/13

TOTAL

0/1	3/3	0/3
1/4		2/5
2/10	4/8	1/13

Shots by position

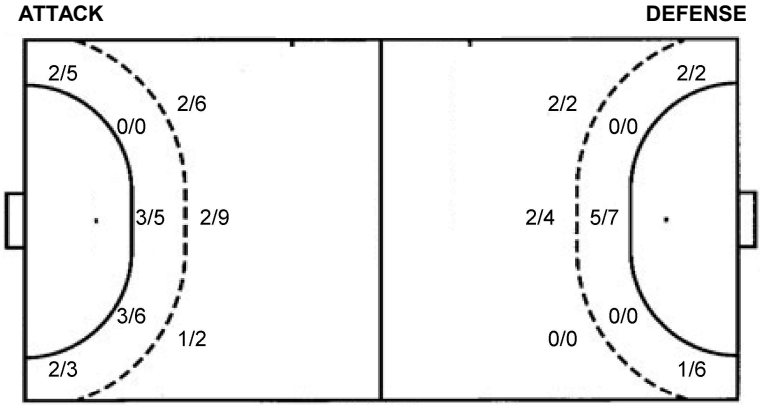

7m penalties	5/6	7m penalties	2/2
Fastbreak	0/0	Fastbreak	10/14
Breakthrough	2/5	Breakthrough	9/13
Long dist.	2/2	Long dist.	1/2

Shooting statistics

Position	Goals	Sav.	Miss.	Post	Blk.	Total	%
Back (9m)	5	6	4	1	1	17	29
Line (6m)	6	3	0	2	0	11	55
Wing	4	1	3	0	0	8	50
7m penalties	5	1	0	0	0	6	83
Fastbreak	0	0	0	0	0	0	0
Breakthrough	2	2	0	1	0	5	40
Total	**22**	**13**	**7**	**4**	**1**	**47**	**47**

#	Jersey number	**Tot.**	Total shooting	**6m**	6m (line) shooting	**9m**	9m shooting	**Wng**	Wing shooting	**FB**	Fastbreak sh.	**7m**	7m penalty sh.
Brk.	Breakthrough sh.	**LD**	Long distance sh.	**As.**	Assists	**PC**	Pass clear chance	**E7**	Earned 7m pen.	**TF**	Technical faults	**St.**	Steals
2m	2m punishments	**C7.**	Commited 7m	**E2**	Earned 2m pun.	**YC.**	Yellow cards	**R/B**	Red/Blue cards	**Blk.**	Blocks	**S**	Starting Line-up

23rd IHF Women's Junior (U20) World Championship

Slovenia (Celje and Laško)

Main Round I, 2. round

Match Team Statistics

Match No. 67

Japan 34 - 24 Tunisia

(14 - 10) (20 - 14)

28.6.2022. 16:30
Attendance: 100
Arena Zlatorog

Referees: Denis Bolic (AUT) / Christoph Hurich (AUT)

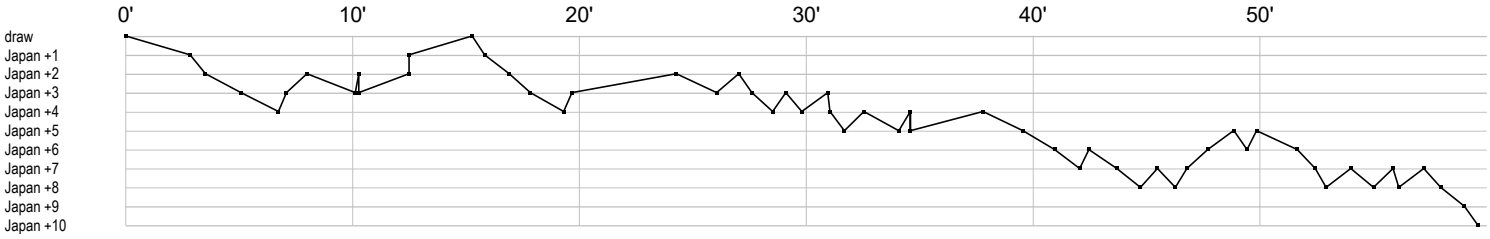

Japan



Tunisia

	In game	**g**	Goal scored	**f**	Missed shot	**a**	Assist	**t**	Technical faults	**b**	Steal
2	2min suspension	**e**	Eearned 7m	**c**	Commited 7m	**y**	Yellow card	**r**	Red Card	**k**	Blue card
i	Eearned 2min.	**x**	Block	**4**	4min suspension	**p**	Pass for clear chance	**s**	Saved shot	**r**	Received goal