



# 23rd IHF Women's Junior (U20) World Championship

Slovenia (Celje and Laško)

President's Cup I, 1. round



Match Team Statistics

Match No. 65

## Slovakia 37 - 22 Iran

(20 - 7) (17 - 15)

28.6.2022. 12:30

Attendance: 70

Arena Zlatorog

Referees: Eunha Lee (KOR) / Gaeul Lee (KOR)

### Slovakia

#	Surname and name	S	Goals / shots									Attack				Def.			Penalties				TP					
			Tot.	%	9m	6m	Wing	7m	FB	Brk.	LD	As.	PC	E7	E2	TF	St.	C7	Blk	YC	2m	R		B				
5	KUCSERA Rebeka		3/3	100		1/1					1/1	1/1					2											21:15
7	VARGOVÁ Diana Mária	S	1/2	50					0/1		1/1					1	1	1	1	2								16:11
9	GYŐRIOVÁ Viktória	S	2/3	67		1/1			0/1	1/1									1									19:59
10	ŠČIPOVÁ Oľívia	S	1/4	25	1/2					0/1	0/1			2		1		1										18:24
12	KUSYOVÁ Kristína																	1										30:00
13	LUKÁČOVÁ Emma	S	3/7	43			1/4		1/2	1/1									2	1								36:41
15	ZSAKOVICS Sára Erika	S	3/8	38	1/3				1/1	1/4				2	1	1		1										38:44
16	BRONIŠOVÁ Silvia																											
17	HORNYÁK Panna		0/5	0	0/4	0/1												2										19:29
19	VORŽÁČKOVÁ Viktoria																											29:13
21	BAČENKOVÁ Dorota		3/6	50			1/1	1/1	0/1	1/3				3														38:51
22	ZLATINSKÁ Vivien		0/2	0					0/1	0/1				2				1	1									44:28
23	DVORŠČAKOVÁ Alena	S	4/7	57	2/4		0/1		1/1	1/1				2	1													33:30
25	PENZES Monika		11/13	85		2/2	3/5		5/5	1/1									2									23:00
27	DMYTRENKO Nataliia	S	5/7	71			1/3		4/4																			17:51
29	PÁLOVÁ Petra		1/1	100		1/1								1					1									32:24
	Team / bench																											
	UKUPNO		37/68	54	4/13	5/6	6/14	1/3	14/18	7/14	0/0			11	4	3	1	9	9	1	0	0	0	0	0	0	0	

#	Surname and name	Saves / shots								
		Tot.	%	9m	6m	Wing	7m	FB	Brk.	LD
12	KUSYOVÁ Kristína									
16	BRONIŠOVÁ Silvia									
19	VORŽÁČKOVÁ Viktoria	14/36	39	8/10	1/9	4/8	1/2		0/7	
	TOTAL	14/36	39	8/10	1/9	4/8	1/2	0/0	0/7	0/0

Coach: Ján Beňadik

Number of attacks: 74, Efficiency: 50%, Average Duration: 19.28 seconds

### Attack by type of defense

	Shots	9m	6m	Wing	TF	E7	E2
On def. 6-0	19/44	4/13	3/4	5/13	9	3	1
On def. 5-1	3/3	0/0	2/2	1/1	0	0	0
Fastbreak	14/18				0	0	0

### Defense by type

	Total	9m	6m	Wing	Stl.	C7	2m
Def. 6-0	5/13	1/6	3/5	0/1	5	0	0
Def. 5-1	12/20	1/6	4/4	4/6	1	1	0
Def. 3-2-1	4/7	0/1	1/1	0/2	3	0	0
Fastbreak	0/1				0	0	0

### Attack with superiority / minority / goalkeeper out

	Attack				Reaction		
	Att.	Eff.	Shots	TF	FB	LD	Tot.
6 on 6	69	49%	34/61	8			
6 on 5	5	60%	3/4	1			

Player superiority / GK out counted at the end of attack (in case it changes during attack)

### Defense with superiority / minority / goalkeeper out

	Attack				Reaction		
	Att.	Eff.	Shots	TF	FB	LD	Tot.
6 on 6	66	33%	22/41	25			
5 on 6	2	0%	0/0	2			

Numbers show attacking numbers of opponent. Lower efficiency of opponent means better defense of this team

# Jersey number Tot. Total shooting 6m 6m (line) shooting 9m 9m shooting Wng Wing shooting FB Fastbreak sh. 7m 7m penalty sh.  
 Brk. Breakthrough sh. LD Long distance sh. As. Assists PC Pass clear chance E7 Earned 7m pen. TF Technical faults St. Steals  
 2m 2m punishments C7. Committed 7m E2 Earned 2m pun. YC. Yellow cards R/B Red/Blue cards Blk. Blocks S Starting Line-up



# 23rd IHF Women's Junior (U20) World Championship

## Slovenia (Celje and Laško)

### President's Cup I, 1. round



Match Team Statistics

Match No. 65

## Slovakia 37 - 22 Iran

(20 - 7) (17 - 15)

28.6.2022. 12:30

Attendance: 70

Arena Zlatorog

Referees: Eunha Lee (KOR) / Gaeul Lee (KOR)

### Shot distribution by player

5 R. Kucsera

		1/1
		1/1

1/1 lob

7 D. Vargová

1/1		

1 miss.

9 V. Györiová

0/1		1/1
		1/1

10 O. Ščipová

		1/1
0/1	0/1	0/1

13 E. Lukáčová

		2/2
		1/2
	0/1	

1 post 1 miss.

15 S. Zsákovics

1/1		1/1
0/1		
1/1		

2 miss. 2 block

17 P. Hornyák

		0/2
	0/2	
0/1		

21 D. Bačenková

		0/1
1/1		2/2

1 post 1 miss.

22 V. Zlatinská

		0/1
0/1		

23 A. Dvorščáková

		2/2
1/2		
0/1	0/1	1/1

25 M. Péntzes

1/1		3/3
1/1		2/2
1/1		3/3

2 post

27 N. Dmytrenko

2/3		
		1/1
1/2		1/1

29 P. Pálová

1/1		

TOTAL

4/5		9/12
4/9	0/3	6/9
4/7	0/2	9/9

4 post 5 miss. 2 block 1/1 lob

### Saves distribution goalkeepers

12 K. Kusyová


16 S. Bronišová


19 V. Voržáčková

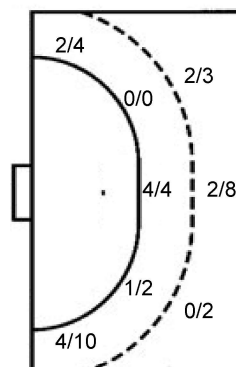
1/3		
1/2	2/2	1/2
5/11	4/7	0/8

TOTAL

1/3		
1/2	2/2	1/2
5/11	4/7	0/8

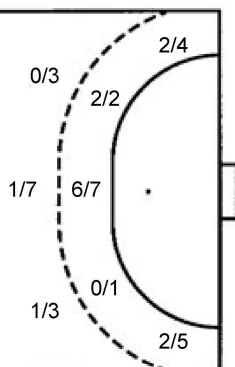
### Shots by position

ATTACK



7m penalties 1/3  
Fastbreak 14/18  
Breakthrough 7/14  
Long dist. 0/0

DEFENSE



7m penalties 1/2  
Fastbreak 0/1  
Breakthrough 7/8  
Long dist. 0/0

### Shooting statistics

Position	Goals	Sav.	Miss.	Post	Blk.	Total	%
Back (9m)	4	7	0	0	2	13	31
Line (6m)	5	1	0	0	0	6	83
Wing	6	5	0	3	0	14	43
7m penalties	1	1	1	0	0	3	33
Fastbreak	14	2	1	1	0	18	78
Breakthrough	7	4	3	0	0	14	50
<b>Total</b>	<b>37</b>	<b>20</b>	<b>5</b>	<b>4</b>	<b>2</b>	<b>68</b>	<b>54</b>

# Jersey number Tot. Total shooting 6m 6m (line) shooting 9m 9m shooting Wng Wing shooting FB Fastbreak sh. 7m 7m penalty sh.  
Brk. Breakthrough sh. LD Long distance sh. As. Assists PC Pass clear chance E7 Earned 7m pen. TF Technical faults St. Steals  
2m 2m punishments C7. Committed 7m E2 Earned 2m pun. YC. Yellow cards R/B Red/Blue cards Blk. Blocks S Starting Line-up

Handball statistics and livescore by Toma-soft ltd (www.toma-soft.hr)



# 23rd IHF Women's Junior (U20) World Championship

## Slovenia (Celje and Laško)

President's Cup I, 1. round



Match Team Statistics

Match No. 65

## Slovakia 37 - 22 Iran

(20 - 7) (17 - 15)

28.6.2022. 12:30

Attendance: 70

Arena Zlatorog

Referees: Eunha Lee (KOR) / Gaeul Lee (KOR)

### Iran

#	Surname and name	S	Goals / shots								Attack				Def.			Penalties			TP							
			Tot.	%	9m	6m	Wing	7m	FB	Brk.	LD	As.	PC	E7	E2	TF	St.	C7	Blk	YC		2m	R	B				
4	MERIKHI Fatemeh		3/9	33	1/7			1/1								3											34:56	
7	MOUSAZADEH Sara	S	0/1	0				0/1																			13:37	
8	KARIMI Haniyeh	S	1/3	33				1/2	0/1						1												40:06	
9	HASSAN NEJADI Mobina	S	3/3	100		2/2		1/1									1										17:13	
11	BADVI Mehraban	S	4/6	67	0/2										2	2											56:56	
12	YARMOHAMMADTOUSKI Elnaz																										12:06	
19	DOKHAEI Hasti		0/1	0				0/1																			15:58	
24	HOSSEINI Seyed Leila																										20:19	
26	GHARAKHANI DEHSORKHI Marziyeh	S																									47:54	
29	NOSOOHI Shahrzad		1/3	33	1/3										3		1										33:39	
31	DOLATI Samaneh		4/6	67		1/1		2/3																			46:23	
33	GHANBARI Masoumeh																											
39	RAHMANI Negin																										6:23	
64	ZENDEHBOUDI Negar	S	1/5	20	0/1	0/1	0/1			0/1	1/1																30:23	
70	BARATPOUR Fatemeh	S	5/6	83		5/6																					44:07	
76	SHAHBAZI Maedeh																											
Team / bench																												
UKUPNO			22/43	51	2/13	8/10	4/9	1/2	0/1	7/8	0/0				9	2	2	0	27	1	2	2	0	2	0	0		

#	Surname and name	Saves / shots								
		Tot.	%	9m	6m	Wing	7m	FB	Brk.	LD
12	YARMOHAMMADTOUSKI Elnaz	4/10	40	1/1	1/3	0/2	1/2	0/1	1/1	
26	GHARAKHANI DEHSORKHI Marziyeh	16/47	34	6/10	0/3	5/9		2/15	3/10	
TOTAL		20/57	35	7/11	1/6	5/11	1/2	2/16	4/11	0/0

Coach: Gholamali Akbarabadi

Number of attacks: 68, Efficiency: 32%, Average Duration: 31.82 seconds

### Attack by type of defense

	Shots	9m	6m	Wing	TF	E7	E2
On def. 6-0	5/13	1/6	3/5	0/1	14	0	0
On def. 5-1	12/20	1/6	4/4	4/6	7	1	0
On def. 3-2-1	4/7	0/1	1/1	0/2	6	1	0
Fastbreak	0/1				0	0	0

### Defense by type

	Total	9m	6m	Wing	Stl.	C7	2m
Def. 6-0	19/44	4/13	3/4	5/13	1	2	2
Def. 5-1	3/3	0/0	2/2	1/1	0	0	0
Fastbreak	14/18				0	0	0

### Attack with superiority / minority / goalkeeper out

	Attack				Reaction		
	Att.	Eff.	Shots	TF	FB	LD	Tot.
6 on 6	66	33%	22/41	25			
5 on 6	2	0%	0/0	2			

### Defense with superiority / minority / goalkeeper out

	Attack				Reaction		
	Att.	Eff.	Shots	TF	FB	LD	Tot.
6 on 6	69	49%	34/61	8			
6 on 5	5	60%	3/4	1			

Player superiority / GK out counted at the end of attack (in case it changes during attack)

Numbers show attacking numbers of opponent. Lower efficiency of opponent means better defense of this team

# Jersey number Tot. Total shooting 6m 6m (line) shooting 9m 9m shooting Wng Wing shooting FB Fastbreak sh. 7m 7m penalty sh.  
 Brk. Breakthrough sh. LD Long distance sh. As. Assists PC Pass clear chance E7 Earned 7m pen. TF Technical faults St. Steals  
 2m 2m punishments C7. Committed 7m E2 Earned 2m pun. YC. Yellow cards R/B Red/Blue cards Blk. Blocks S Starting Line-up



# 23rd IHF Women's Junior (U20) World Championship

## Slovenia (Celje and Laško)

### President's Cup I, 1. round



#### Match Team Statistics

Match No. 65

### Slovakia 37 - 22 Iran

(20 - 7) (17 - 15)

28.6.2022. 12:30

Attendance: 70

Arena Zlatorog

Referees: Eunha Lee (KOR) / Gaeul Lee (KOR)

#### Shot distribution by player

4 F. Merikhi

	0/2	
0/2	1/2	1/1

1 miss. 1/1 lob

7 S. Mousazadeh

	0/1	

8 H. Karimi

		1/2
0/1		

9 M. Hassan Nejadi

2/2		1/1

11 M. Badvi

0/1		
2/2	1/1	1/1

1 miss.

19 H. Dokhaei

	0/1	

24 S. Hosseini


29 S. Nosoochi

1/1		
0/1		

1 miss.

31 S. Dolati

	1/1	3/3

2 miss.

33 M. Ghanbari


39 N. Rahmani


64 N. Zendejboudi

1/2	0/1	

2 miss.

70 F. Baratpour

1/1		
1/1		
1/2		2/2

76 M. Shahbazi


#### TOTAL

2/3		
1/2	0/2	1/2
6/11	3/7	8/8

7 miss. 1/1 lob

#### Saves distribution goalkeepers

12 E. Yarmohammadtou

0/1		0/1
2/2	1/1	
1/2		0/2

26 M. Gharakhani Dehsorkhi

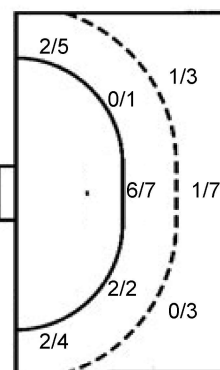
1/4		3/11
3/7	2/2	3/9
2/5	2/2	0/7

#### TOTAL

1/5		3/12
5/9	3/3	3/9
3/7	2/2	0/9

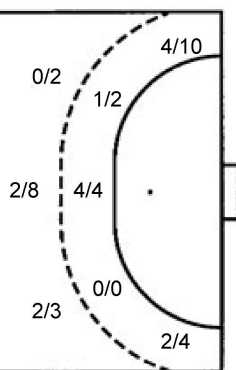
#### Shots by position

##### ATTACK



7m penalties 1/2  
Fastbreak 0/1  
Breakthrough 7/8  
Long dist. 0/0

##### DEFENSE



7m penalties 1/3  
Fastbreak 14/18  
Breakthrough 7/14  
Long dist. 0/0

#### Shooting statistics

Position	Goals	Sav.	Miss.	Post	Blk.	Total	%
Back (9m)	2	8	3	0	0	13	15
Line (6m)	8	1	1	0	0	10	80
Wing	4	4	1	0	0	9	44
7m penalties	1	1	0	0	0	2	50
Fastbreak	0	0	1	0	0	1	0
Breakthrough	7	0	1	0	0	8	88
<b>Total</b>	<b>22</b>	<b>14</b>	<b>7</b>	<b>0</b>	<b>0</b>	<b>43</b>	<b>51</b>

# Jersey number Tot. Total shooting 6m 6m (line) shooting 9m 9m shooting Wng Wing shooting FB Fastbreak sh. 7m 7m penalty sh.  
Brk. Breakthrough sh. LD Long distance sh. As. Assists PC Pass clear chance E7 Earned 7m pen. TF Technical faults St. Steals  
2m 2m punishments C7. Committed 7m E2 Earned 2m pun. YC. Yellow cards R/B Red/Blue cards Blk. Blocks S Starting Line-up

Handball statistics and livescore by Toma-soft ltd (www.toma-soft.hr)

