



# 23rd IHF Women's Junior (U20) World Championship

Slovenia (Celje and Laško)

Main Round I, 1. round



Match Team Statistics

Match No. 51

## Netherlands 41 - 25 Tunisia

(20 - 11) (21 - 14)

26.6.2022. 18:30

Attendance: 100

Arena Zlatorog

Referees: Eunha Lee (KOR) / Gaeul Lee (KOR)

### Netherlands

#	Surname and name	S	Goals / shots									Attack					Def.			Penalties				TP							
			Tot.	%	9m	6m	Wing	7m	FB	Brk.	LD	As.	PC	E7	E2	TF	St.	C7	Blk	YC	2m	R	B								
1	VAN GALEN Senna														3															29:18	
2	SCHANSSEMA Bianca	S													2															29:42	
6	STEVERINK Romé	S	2/6	33	1/1			1/4		0/1						1	1													34:57	
7	LOY Jalisha		1/2	50	0/1						1/1				1	2	2													10:10	
9	DALEMAN Roos	S	9/10	90			3/4		5/5		1/1					1	1		1											32:19	
10	VAN DE RUIT Jessie	S	1/1	100							1/1				4	2		2												10:30	
11	VELTROP Eline		5/5	100	1/1				1/1	2/2	1/1				2	2		1												21:18	
14	VAN INGEN Jette		5/6	83	1/2			2/2		2/2								2		1										33:14	
15	VERBRAEKEN Amber		1/2	50				0/1		1/1					1												1			13:18	
16	VLUG Lisa		1/1	100							1/1						1	1	1	4							1			18:17	
17	MOLENAAR Kim	S	7/9	78	4/5			2/2		1/2					5	2			2	1										38:16	
18	BOETERS Fem		1/2	50	0/1	1/1												1		1										26:58	
20	KUIPERS Lynn	S	3/5	60	2/4						1/1				2	2			1						1					25:47	
22	WOLFS Pipy	S	3/4	75		2/3				1/1									1		1				1					35:44	
23	VAN VLIET Lois		2/2	100			1/1			1/1					1															22:05	
32	VAN DER HELM Judith		0/1	0				0/1											1		1									38:07	
	Team / bench																														
	UKUPNO		41/56	73	9/15	3/4	7/12	2/3	11/12	7/8	2/2				21	8	4	5	10	6	7	2	1	2	1	0					

#	Surname and name	Saves / shots								
		Tot.	%	9m	6m	Wing	7m	FB	Brk.	LD
1	VAN GALEN Senna	4/17	24	0/3	1/1	2/5	0/4		1/4	
2	SCHANSSEMA Bianca	6/18	33	3/6	1/3	0/2	1/3	1/1	0/3	
	TOTAL	10/35	29	3/9	2/4	2/7	1/7	1/1	1/7	0/0

Coach: Ricardo Clarijs

Number of attacks: 62, Efficiency: 66%, Average Duration: 19.02 seconds

### Attack by type of defense

	Shots	9m	6m	Wing	TF	E7	E2
On def. 6-0	25/38	9/15	3/4	6/11	10	4	5
On def. 5-1	1/1	0/0	0/0	1/1	0	0	0
Fastbreak	11/12				0	0	0

### Defense by type

	Total	9m	6m	Wing	Stl.	C7	2m
Def. 6-0	19/41	6/19	2/6	5/8	6	7	2
Fastbreak	0/1				0	0	0

### Attack with superiority / minority / goalkeeper out

	Attack				Reaction		
	Att.	Eff.	Shots	TF	FB	LD	Tot.
7 on 6 (GK out)	1	0%	0/1	0	0/0	0/0	0/0
6 on 6 (GK out)	2	100%	2/2	0	0/0	0/0	0/0
6 on 6	48	67%	32/38	10			
6 on 5	6	67%	4/6	0			
6 on 4	1	100%	1/1	0			
5 on 6	2	0%	0/2	0			
5 on 5	2	100%	2/2	0			

Player superiority / GK out counted at the end of attack (in case it changes during attack)

### Defense with superiority / minority / goalkeeper out

	Attack				Reaction		
	Att.	Eff.	Shots	TF	FB	LD	Tot.
7 on 6 (GK out)	9	56%	5/6	3	3/3	0/0	3/3
6 on 6 (GK out)	2	100%	2/2	0	0/0	0/0	0/0
5 on 6 (GK out)	2	0%	0/1	1	0/0	1/1	1/1
6 on 6	41	34%	14/32	9			
5 on 6	1	0%	0/1	0			
7 on 5 (GK out)	3	67%	2/2	1	0/0	0/0	0/0
6 on 5 (GK out)	1	0%	0/0	1	0/0	1/1	1/1
6 on 5	4	50%	2/3	1			

Numbers show attacking numbers of opponent. Lower efficiency of opponent means better defense of this team

# Jersey number Tot. Total shooting 6m 6m (line) shooting 9m 9m shooting Wng Wing shooting FB Fastbreak sh. 7m 7m penalty sh.  
 Brk. Breakthrough sh. LD Long distance sh. As. Assists PC Pass clear chance E7 Earned 7m pen. TF Technical faults St. Steals  
 2m 2m punishments C7. Committed 7m E2 Earned 2m pun. YC. Yellow cards R/B Red/Blue cards Blk. Blocks S Starting Line-up



# 23rd IHF Women's Junior (U20) World Championship

## Slovenia (Celje and Laško)

### Main Round I, 1. round



#### Match Team Statistics

Match No. 51

## Netherlands 41 - 25 Tunisia

(20 - 11) (21 - 14)

26.6.2022. 18:30

Attendance: 100

Arena Zlatorog

Referees: Eunha Lee (KOR) / Gaeul Lee (KOR)

#### Shot distribution by player

6 R. Steverink

		1/1
	0/1	
		1/3

1 miss.

7 J. Loy

		1/1
		0/1

9 R. Daleman

		1/2
	1/1	6/6

1/1 lob

10 J. Van De Ruit

	1/1	

11 E. Veltrop

		2/2
	2/2	1/1

14 J. Van Ingen

3/3		
1/1		
		1/2

15 A. Verbraeken

		1/1

1 miss.

16 L. Vlugg

		1/1

17 K. Molenaar

5/5	1/1	1/1

1 post 1 block

18 F. Boeters

	0/1	
		1/1

20 L. Kuipers

1/1		2/2

1 post 1 block

22 P. Wolfs

1/1		
2/2		

1 post

23 L. Van Vliet

		2/2

32 J. Van Der Helm

		0/1

#### TOTAL

3/3		1/1
3/3	0/2	4/5
8/8	5/5	16/21

3 post 2 miss. 2 block 1/1 lob

#### Saves distribution goalkeepers

1 S. Van Galen

0/3	3/3	1/2
0/2	0/1	0/6

2 B. Schanssema

1/1		0/2
1/1	2/2	2/3
0/8		

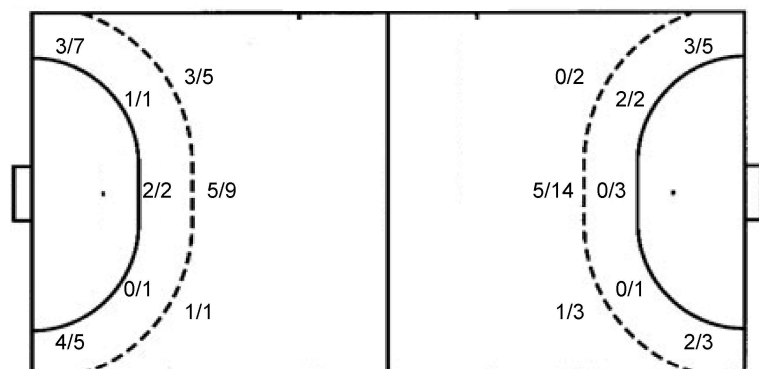
TOTAL

1/1		0/2
1/4	5/5	3/5
0/10	0/1	0/6

#### Shots by position

ATTACK

DEFENSE



7m penalties 2/3  
Fastbreak 11/12  
Breakthrough 7/8  
Long dist. 2/2

7m penalties 6/8  
Fastbreak 0/1  
Breakthrough 6/8  
Long dist. 0/0

#### Shooting statistics

Position	Goals	Sav.	Miss.	Post	Blk.	Total	%
Back (9m)	9	3	0	1	2	15	60
Line (6m)	3	0	0	1	0	4	75
Wing	7	3	2	0	0	12	58
7m penalties	2	1	0	0	0	3	67
Fastbreak	11	1	0	0	0	12	92
Breakthrough	7	0	0	1	0	8	88
<b>Total</b>	<b>39</b>	<b>8</b>	<b>2</b>	<b>3</b>	<b>2</b>	<b>54</b>	<b>72</b>

# Jersey number Tot. Total shooting 6m 6m (line) shooting 9m 9m shooting Wng Wing shooting FB Fastbreak sh. 7m 7m penalty sh.  
Brk. Breakthrough sh. LD Long distance sh. As. Assists PC Pass clear chance E7 Earned 7m pen. TF Technical faults St. Steals  
2m 2m punishments C7. Committed 7m E2 Earned 2m pun. YC. Yellow cards R/B Red/Blue cards Blk. Blocks S Starting Line-up

Handball statistics and livescore by Toma-soft ltd (www.toma-soft.hr)



# 23rd IHF Women's Junior (U20) World Championship

Slovenia (Celje and Laško)

Main Round I, 1. round



Match Team Statistics

Match No. 51

## Netherlands 41 - 25 Tunisia

(20 - 11) (21 - 14)

26.6.2022. 18:30

Attendance: 100

Arena Zlatorog

Referees: Eunha Lee (KOR) / Gaeul Lee (KOR)

### Tunisia

Players		Goals / shots									Attack				Def.			Penalties			TP					
#	Surname and name	S	Tot.	%	9m	6m	Wing	7m	FB	Brk.	LD	As.	PC	E7	E2	TF	St.	C7	Blk	YC		2m	R	B		
2	KRIZ Rahma		2/3	67			2/3								1	1									32:21	
7	SALLAMI Amani		1/1	100			1/1											1				1			17:38	
9	YAACOUB Ons	S	1/4	25		1/4									1			1							51:30	
10	ZAIDI Eya	S	1/3	33	1/3													1	1						29:21	
11	JENZERI Amal	S	1/4	25		0/1	1/2		0/1						1				1				1		49:16	
12	MEJRI Marwa	S																							52:33	
14	JLASSI Ghofrane		0/1	0	0/1											1									8:54	
15	LIMEM Nihed	S	2/6	33	0/2			0/1		2/3							3								51:29	
18	BEN HASSINE Salma		6/10	60	3/5			3/4		0/1			5	6	1		5			1		1			36:26	
19	LAHMAR Samar	S																	1						10:50	
21	CHANDARLI Dorra	S	6/9	67	1/4			3/3		2/2			1	6	1		4	1							40:17	
22	TROUDI Maissa		1/1	100			1/1											1							5:19	
26	OUERTANI Anwar		3/7	43	0/3	1/1	0/1			2/2			1		2		3								22:27	
33	FALLAH Oumaima		1/1	100	1/1																				11:39	
Team / bench																										
UKUPNO			25/50	50	6/19	2/6	5/8	6/8	0/1	6/8	0/0		7	12	7	1	16	3	4	2	0	4	0	0		

Goalkeepers		Saves / shots								
#	Surname and name	Tot.	%	9m	6m	Wing	7m	FB	Brk.	LD
12	MEJRI Marwa	8/45	18	3/12	0/3	3/10	1/3	1/10	0/7	
TOTAL		8/45	18	3/12	0/3	3/10	1/3	2/10	0/7	0/0

Coach: Ahmed Ben Mahmoud

Number of attacks: 63, Efficiency: 40%, Average Duration: 39.35 seconds

### Attack by type of defense

	Shots	9m	6m	Wing	TF	E7	E2
On def. 6-0	19/41	6/19	2/6	5/8	16	7	1
Fastbreak	0/1				0	0	0

### Defense by type

	Total	9m	6m	Wing	Stl.	C7	2m
Def. 6-0	25/38	9/15	3/4	6/11	3	4	4
Def. 5-1	1/1	0/0	0/0	1/1	0	0	0
Fastbreak	11/12				0	0	0

### Attack with superiority / minority / goalkeeper out

	Attack				Reaction		
	Att.	Eff.	Shots	TF	FB	LD	Tot.
7 on 6 (GK out)	9	56%	5/6	3	3/3	0/0	3/3
6 on 6 (GK out)	2	100%	2/2	0	0/0	0/0	0/0
5 on 6 (GK out)	2	0%	0/1	1	0/0	1/1	1/1
6 on 6	41	34%	14/32	9			
5 on 6	1	0%	0/1	0			
7 on 5 (GK out)	3	67%	2/2	1	0/0	0/0	0/0
6 on 5 (GK out)	1	0%	0/0	1	0/0	1/1	1/1
6 on 5	4	50%	2/3	1			

Player superiority / GK out counted at the end of attack (in case it changes during attack)

### Defense with superiority / minority / goalkeeper out

	Attack				Reaction		
	Att.	Eff.	Shots	TF	FB	LD	Tot.
7 on 6 (GK out)	1	0%	0/1	0	0/0	0/0	0/0
6 on 6 (GK out)	2	100%	2/2	0	0/0	0/0	0/0
6 on 6	48	67%	32/38	10			
6 on 5	6	67%	4/6	0			
6 on 4	1	100%	1/1	0			
5 on 6	2	0%	0/2	0			
5 on 5	2	100%	2/2	0			

Numbers show attacking numbers of opponent. Lower efficiency of opponent means better defense of this team

# Jersey number Tot. Total shooting 6m 6m (line) shooting 9m 9m shooting Wng Wing shooting FB Fastbreak sh. 7m 7m penalty sh.  
 Brk. Breakthrough sh. LD Long distance sh. As. Assists PC Pass clear chance E7 Earned 7m pen. TF Technical faults St. Steals  
 2m 2m punishments C7. Committed 7m E2 Earned 2m pun. YC. Yellow cards R/B Red/Blue cards Blk. Blocks S Starting Line-up



# 23rd IHF Women's Junior (U20) World Championship

## Slovenia (Celje and Laško)

### Main Round I, 1. round



#### Match Team Statistics

Match No. 51

## Netherlands 41 - 25 Tunisia

(20 - 11) (21 - 14)

26.6.2022. 18:30

Attendance: 100

Arena Zlatorog

Referees: Eunha Lee (KOR) / Gaeul Lee (KOR)

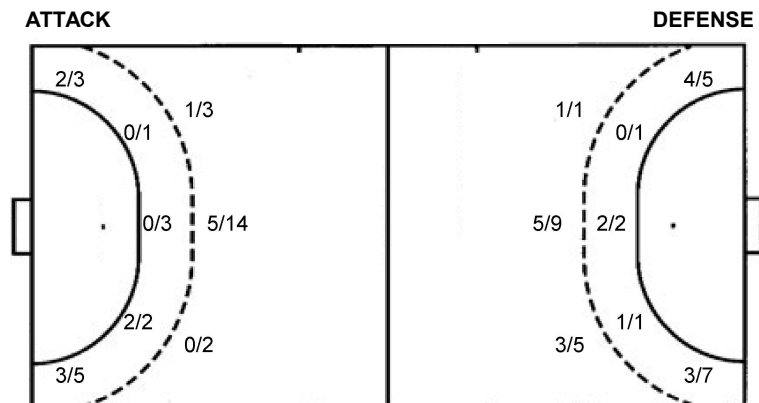
#### Shot distribution by player

Player	7m	Line	Wing	Post	Blk	Total	%
2 R. Kriz	0/1	2/2				2/3	67
7 A. Sallami	1/1					1/1	100
9 O. Yaacoub	0/1	1/1				1/2	50
10 E. Zaidi				1/1		1/1	100
11 A. Jenzeri	0/1	0/1	1/2			1/3	33
14 G. Jlassi					1 miss		
15 N. Limem						0/1	0
	1/1	1/1				2/2	100
18 S. Ben Hassine			1/1			1/1	100
19 S. Lahmar							
21 D. Chandari	0/1		1/1			1/2	50
22 M. Troudi			1/1			1/1	100
26 A. Ouertani			0/1	1/1		1/2	50
33 O. Fallah						1/1	100
<b>TOTAL</b>	0/1	3/4	0/5	2/2		10/10	100
						1/1	100
						6/6	100

#### Saves distribution goalkeepers

Player	7m	Line	Wing	Post	Blk	Total	%
12 M. Mejri	0/3	2/2	1/5			3/10	30
<b>TOTAL</b>	0/3	2/2	1/5			3/10	30
	0/8	0/5	5/21			5/34	15

#### Shots by position



#### Shooting statistics

Position	Goals	Sav.	Miss.	Post	Blk.	Total	%
Back (9m)	6	3	6	2	2	19	32
Line (6m)	2	2	1	1	0	6	33
Wing	5	2	1	0	0	8	63
7m penalties	6	1	1	0	0	8	75
Fastbreak	0	1	0	0	0	1	0
Breakthrough	6	1	1	0	0	8	75
<b>Total</b>	<b>25</b>	<b>10</b>	<b>10</b>	<b>3</b>	<b>2</b>	<b>50</b>	<b>50</b>

# Jersey number Tot. Total shooting 6m 6m (line) shooting 9m 9m shooting Wng Wing shooting FB Fastbreak sh. 7m 7m penalty sh.  
 Brk. Breakthrough sh. LD Long distance sh. As. Assists PC Pass clear chance E7 Earned 7m pen. TF Technical faults St. Steals  
 2m 2m punishments C7. Committed 7m E2 Earned 2m pun. YC. Yellow cards R/B Red/Blue cards Blk. Blocks S Starting Line-up



**23rd IHF Women's Junior (U20) World Championship**  
**Slovenia (Celje and Laško)**

Main Round I, 1. round



**Match Team Statistics**

**Match No. 51**

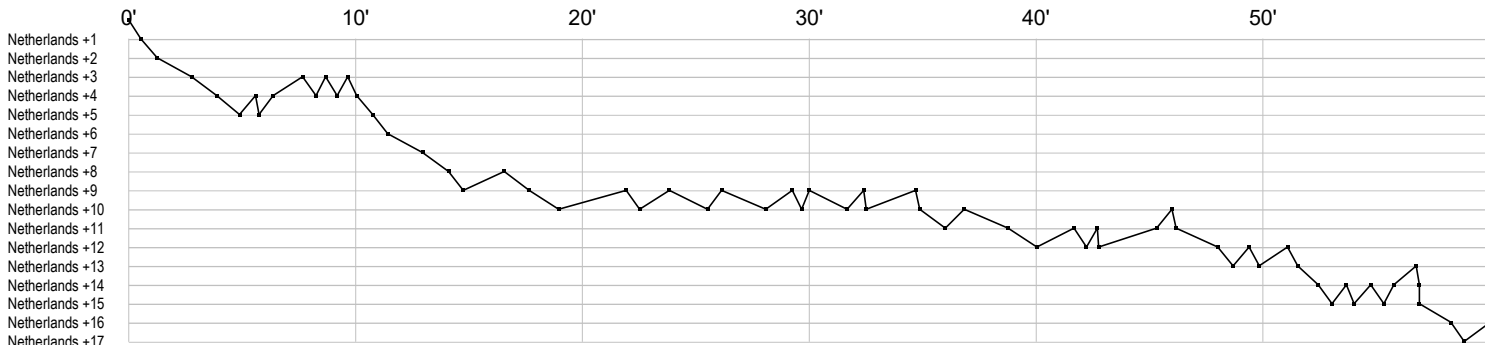
**Netherlands 41 - 25 Tunisia**  
(20 - 11) (21 - 14)

26.6.2022. 18:30


Attendance: 100

Arena Zlatorog


Referees: Eunha Lee (KOR) / Gaeul Lee (KOR)



**Netherlands**



**Tunisia**



In game	<b>g</b> Goal scored	<b>f</b> Missed shot	<b>a</b> Assist	<b>t</b> Technical faults	<b>b</b> Steal
<b>2</b> 2min suspension	<b>e</b> Eearned 7m	<b>c</b> Committed 7m	<b>y</b> Yellow card	<b>r</b> Red Card	<b>k</b> Blue card
<b>i</b> Eearned 2min.	<b>x</b> Block	<b>4</b> 4min suspension	<b>p</b> Pass for clear chance	<b>s</b> Saved shot	<b>r</b> Received goal