23rd IHF Women's Junior (U20) World Championship

Slovenia (Celje and Laško)

Group E, 3. round

Match Team Statistics

Match No. 38

Angola 31 - 18 Lithuania

(14 - 9) (17 - 9)

25.6.2022. 10:30
Attendance: 40
Arena Golovec

Referees: Agustin Conberse (ARG) / Santiago Correa (ARG)

Angola

Players			Goals / shots									Attack					Def.			Penalties				TP
#	Surname and name	S	Tot.	%	9m	6m	Wing	7m	FB	Brk.	LD	As.	PC	E7	E2	TF	St.	C7	Blk	YC	2m	R	B	
1	MPANGU Domingas Manuela Samuel	S																						49:14
2	MARIO Liliane Martines	S	4/12	33	0/3	1/3			1/1	2/5						3					2			40:17
4	TATI Marcela Gonçalves		2/2	100			1/1		1/1								2				1			17:46
5	MANUEL Marcia Luzia Neves	S	2/2	100			1/1		1/1							1		1			1			25:32
6	ROSARIO Dolores Palmira Lingombe Do	S	0/3	0	0/3							1		1		8	1							40:00
7	BELO Bernardeth Carla		1/1	100	1/1																1			3:23
9	MUTEMECA Janeth Verónica Homba																		1					1:21
11	LOPES Roberta Alexandra Magalhaes		1/1	100					1/1							1	1				1			25:17
12	MIGUEL Cristina Gregório																							10:06
13	MARCOS Regina Lino	S	6/10	60	3/6				1/1	2/3		3		1	1	2	1	1			1			54:24
14	CASTRO Thayany Cacaica Batalha		2/2	100		1/1			1/1			1		2			2							
18	SALGADO Ruth Lufilo		2/2	100	1/1					1/1						1								16:04
19	EPALANGA Donana Kalunga																							9:58
20	PASCOAL Stelvia De Jesus	S	5/9	56	0/2	0/1		4/5	1/1			4	2			1	2							54:51
31	PEDRO Lurdes Manuel		1/2	50	0/1				1/1					1			1	1						55:33
80	MASSEU Mbongo Madalena	S	5/5	100			1/1		4/4			1					1	2				1		16:14
	Team / bench																							
	UKUPNO		31/51	61	5/17	2/5	3/3	4/5	12/12	5/9	0/0	10	2	5	1	17	11	5	1	0	7	1	0	

Goalkeepers		Saves / shots								
#.	Surname and name	Tot.	%	9m	6m	Wing	7m	FB	Brk.	LD
1	MPANGU Domingas Manuela Samuel	7/23	30	3/7	0/3	1/6	0/1	0/2	2/3	1/1
12	MIGUEL Cristina Gregório	1/3	33		0/1		1/1		0/1	
	TOTAL	8/26	31	3/7	0/4	1/6	1/2	0/2	2/4	1/1

Coach: **José Terça Chuma**

Number of attacks: 66, Efficiency: 47%, Average Duration: 21.77 seconds

Attack by type of defense

	Shots	9m	6m	Wing	TF	E7	E2
On def. 6-0	3/3	1/1	0/0	0/0	4	0	0
On def. 5-1	10/27	4/15	2/5	2/2	8	3	1
On def. 4-2	2/3	0/0	0/0	1/1	2	1	0
On def. 3-3	0/1	0/1	0/0	0/0	3	1	0
Fastbreak	12/12				0	0	0

Defense by type

	Total	9m	6m	Wing	Stl.	C7	2m
Def. 6-0	9/11	2/2	3/3	4/6	0	3	3
Def. 5-1	6/16	2/8	1/1	1/3	11	2	4
Def. 4-2	0/1	0/0	0/0	0/0	0	0	0
Fastbreak	2/2				0	0	0

Attack with superiority / minority / goalkeeper out

	Attack				Reaction		
	Att.	Eff.	Shots	TF	FB	LD	Tot.
7 on 6 (GK out)	1	0%	0/1	0	0/0	0/1	0/1
6 on 6 (GK out)	5	40%	2/4	1	0/0	0/0	0/0
5 on 6 (GK out)	2	0%	0/0	2	0/0	0/0	0/0
6 on 6	52	50%	26/38	14			
6 on 5	2	100%	2/2	0			
5 on 6	4	25%	1/4	0			

Player superiority / GK out counted at the end of attack (in case it changes during attack)

Defense with superiority / minority / goalkeeper out

	Attack				Reaction		
	Att.	Eff.	Shots	TF	FB	LD	Tot.
6 on 6 (GK out)	1	0%	0/0	1	0/0	0/0	0/0
6 on 6	50	22%	11/23	27			
6 on 5	13	46%	6/10	3			
6 on 4	2	50%	1/2	0			

Numbers show attacking numbers of oponnent. Lower efficiency of oponnent means better defense of this team

#	Jersey number	**Tot.**	Total shooting	**6m**	6m (line) shooting	**9m**	9m shooting	**Wng**	Wing shooting	**FB**	Fastbreak sh.	**7m**	7m penalty sh.
Brk.	Breakthrough sh.	**LD**	Long distance sh.	**As.**	Assists	**PC**	Pass clear chance	**E7**	Eearned 7m pen.	**TF**	Technical faults	**St.**	Steals
2m	2m punishments	**C7.**	Commited 7m	**E2**	Eearned 2m pun.	**YC.**	Yellow cards	**R/B**	Red/Blue cards	**Blk.**	Blocks	**S**	Starting Line-up

23rd IHF Women's Junior (U20) World Championship

Slovenia (Celje and Laško)

Group E, 3. round

Match Team Statistics

Match No. 38

Angola 31 - 18 Lithuania

(14 - 9) (17 - 9)

25.6.2022. 10:30
Attendance: 40
Arena Golovec

Referees: Agustin Conberse (ARG) / Santiago Correa (ARG)

Shot distribution by player

2 L. Mario

0/1		
0/1		
3/3		1/1

3 post 2 miss. 1 block

4 M. Tati

1/1		1/1

5 M. Manuel

2/2		

6 D. Rosario

0/1		
0/1		

1 post

7 B. Belo

		1/1

9 J. Mutemeca

11 R. Lopes

		1/1

13 R. Marcos

1/2		
1/2		1/1
2/4		1/1

14 T. Castro

1/1		1/1

18 R. Salgado

		2/2

19 D. Epalanga

20 S. Pascoal

2/2		
		1/2
1/2		1/1

2 block

31 L. Pedro

1/1		
0/1		

80 M. Masseu

1/1		2/2
1/1		

1/1 lob

TOTAL

5/8		4/4
1/3		2/3
11/16		7/7

4 post 2 miss. 3 block 1/1 lob

Saves distribution goalkeepers

1 D. Mpangu

0/4	2/2	0/3
2/2	1/1	1/2
1/7		0/2

12 C. Miguel

		0/1
		1/1
	0/1	

TOTAL

0/4	2/2	0/4
2/2	1/1	2/3
1/7	0/1	0/2

Shots by position

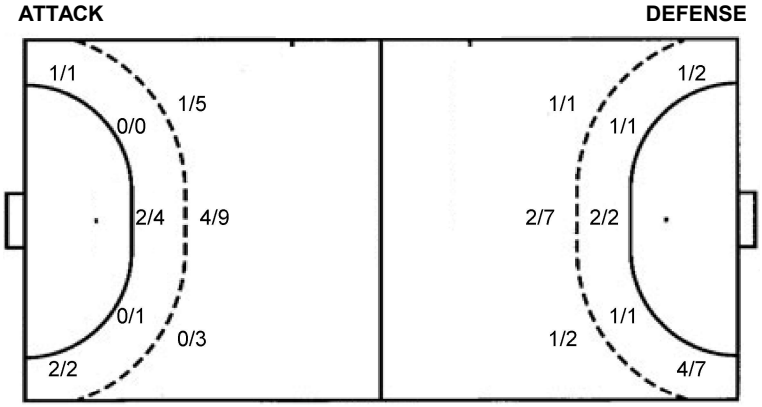

7m penalties	4/5	7m penalties	1/5
Fastbreak	12/12	Fastbreak	2/2
Breakthrough	5/9	Breakthrough	2/5
Long dist.	0/0	Long dist.	0/2

Shooting statistics

Position	Goals	Sav.	Miss.	Post	Blk.	Total	%
Back (9m)	5	8	0	2	2	17	29
Line (6m)	2	0	0	2	1	5	40
Wing	3	0	0	0	0	3	100
7m penalties	4	1	0	0	0	5	80
Fastbreak	12	0	0	0	0	12	100
Breakthrough	5	2	2	0	0	9	56
Total	**31**	**11**	**2**	**4**	**3**	**51**	**61**

#	Jersey number	**Tot.**	Total shooting	**6m**	6m (line) shooting	**9m**	9m shooting	**Wng**	Wing shooting	**FB**	Fastbreak sh.	**7m**	7m penalty sh.
Brk.	Breakthrough sh.	**LD**	Long distance sh.	**As.**	Assists	**PC**	Pass clear chance	**E7**	Eearned 7m pen.	**TF**	Technical faults	**St.**	Steals
2m	2m punishments	**C7.**	Commited 7m	**E2**	Eearned 2m pun.	**YC.**	Yellow cards	**R/B**	Red/Blue cards	**Blk.**	Blocks	**S**	Starting Line-up

23rd IHF Women's Junior (U20) World Championship

Slovenia (Celje and Laško)

Group E, 3. round

Match Team Statistics

Match No. 38

Angola 31 - 18 Lithuania

(14 - 9) (17 - 9)

25.6.2022. 10:30
Attendance: 40
Arena Golovec

Referees: Agustin Conberse (ARG) / Santiago Correa (ARG)

Lithuania

Players			Goals / shots									Attack					Def.			Penalties				TP
#	Surname and name	S	Tot.	%	9m	6m	Wing	7m	FB	Brk.	LD	As.	PC	E7	E2	TF	St.	C7	Blk	YC	2m	R	B	
1	MARKOVAITE Justina																							
4	ANDRONIK Dominyka	S	4/4	100	1/1		1/1		1/1	1/1		2	1	2	2	7								53:30
5	BALEZENTYTE Ausra		2/2	100		2/2													1					22:30
7	STANELYTE Kamile												1	1				1						27:54
9	MACKONYTE Silvija	S	2/4	50			0/1	1/2		1/1		4	3	1	3	7	1		1					48:23
11	KULIKOVAITE Singrida	S	1/6	17	1/4					0/1	0/1	1				4		1						36:57
12	GECAITE Skirmante	S	0/1	0							0/1													48:35
15	VALANCIUTE Monika	S	1/1	100		1/1												2	1					36:49
18	VOSKRESENSKAJA Mante	S	5/9	56	1/2		3/6		1/1						1	3								44:50
21	BERNACKAITE Goda											1	2			2								27:28
23	DAMULEVICIUTE Vakare	S	2/4	50	1/2	1/1		0/1				2		1	1	4		1			1			33:55
24	KAIRYTE Gerda																							
25	PILIKAUSKAITE Gabija		0/4	0	0/1			0/2		0/1						1								17:50
33	CIBIRAITE Urte																							
34	GUDLINKYTE Agne		0/1	0						0/1		1				2								6:09
37	KLOVAITE Samanta		1/1	100			1/1									1								15:10
	Team / bench																							
	UKUPNO		18/37	49	4/10	4/4	5/9	1/5	2/2	2/5	0/2	11	7	5	7	31	1	5	3	0	1	0	0	

Goalkeepers		Saves / shots								
#.	Surname and name	Tot.	%	9m	6m	Wing	7m	FB	Brk.	LD
1	MARKOVAITE Justina	0/4	0	0/2		0/1		0/1		
12	GECAITE Skirmante	11/37	30	8/11	0/2	0/2	1/4	0/11	2/7	
33	CIBIRAITE Urte	0/1	0				0/1			
	TOTAL	11/42	26	8/13	0/2	0/3	1/5	0/12	2/7	0/0

Coach: **Ala Senvaitiene**

Number of attacks: 66, Efficiency: 27%, Average Duration: 33.26 seconds

Attack by type of defense

	Shots	9m	6m	Wing	TF	E7	E2
On def. 6-0	9/11	2/2	3/3	4/6	6	3	3
On def. 5-1	6/16	2/8	1/1	1/3	25	2	4
On def. 4-2	0/1	0/0	0/0	0/0	0	0	0
Fastbreak	2/2				0	0	0

Defense by type

	Total	9m	6m	Wing	Stl.	C7	2m
Def. 6-0	3/3	1/1	0/0	0/0	0	0	0
Def. 5-1	10/27	4/15	2/5	2/2	1	3	1
Def. 4-2	2/3	0/0	0/0	1/1	0	1	0
Def. 3-3	0/1	0/1	0/0	0/0	0	1	0
Fastbreak	12/12				0	0	0

Attack with superiority / minority / goalkeeper out

	Attack				Reaction		
	Att.	Eff.	Shots	TF	FB	LD	Tot.
6 on 6 (GK out)	1	0%	0/0	1	0/0	0/0	0/0
6 on 6	50	22%	11/23	27			
6 on 5	13	46%	6/10	3			
6 on 4	2	50%	1/2	0			

Player superiority / GK out counted at the end of attack (in case it changes during attack)

Defense with superiority / minority / goalkeeper out

	Attack				Reaction		
	Att.	Eff.	Shots	TF	FB	LD	Tot.
7 on 6 (GK out)	1	0%	0/1	0	0/0	0/1	0/1
6 on 6 (GK out)	5	40%	2/4	1	0/0	0/0	0/0
5 on 6 (GK out)	2	0%	0/0	2	0/0	0/0	0/0
6 on 6	52	50%	26/38	14			
6 on 5	2	100%	2/2	0			
5 on 6	4	25%	1/4	0			

Numbers show attacking numbers of oponnent. Lower efficiency of oponnent means better defense of this team

#	Jersey number	**Tot.**	Total shooting	**6m**	6m (line) shooting	**9m**	9m shooting	**Wng**	Wing shooting	**FB**	Fastbreak sh.	**7m**	7m penalty sh.
Brk.	Breakthrough sh.	**LD**	Long distance sh.	**As.**	Assists	**PC**	Pass clear chance	**E7**	Eearned 7m pen.	**TF**	Technical faults	**St.**	Steals
2m	2m punishments	**C7.**	Commited 7m	**E2**	Eearned 2m pun.	**YC.**	Yellow cards	**R/B**	Red/Blue cards	**Blk.**	Blocks	**S**	Starting Line-up

23rd IHF Women's Junior (U20) World Championship

Slovenia (Celje and Laško)

Group E, 3. round

Match Team Statistics

Match No. 38

Angola 31 - 18 Lithuania

(14 - 9) (17 - 9)

25.6.2022. 10:30
Attendance: 40
Arena Golovec

Referees: Agustin Conberse (ARG) / Santiago Correa (ARG)

Shot distribution by player

4 D. Andronik

		2/2
	1/1	1/1

5 A. Balezentyte

1/1		1/1

7 K. Stanelyte

9 S. Mackonyte

0/1		0/1
1/1		1/1

11 S. Kulikovaite

1/1	0/1	
0/1	0/1	

1 post 1 block

15 M. Valanciute

1/1		

18 M. Voskresenskaja

1/1		
		1/1
3/3		

1 post 3 miss.

21 G. Bernackaite

23 V. Damuleviciute

1/1	0/1	1/1

1 post

24 G. Kairyte

25 G. Pilikauskaite

0/1		

1 post 2 miss.

34 A. Gudlinkyte

		0/1

37 S. Klovaite

1/1		

TOTAL

4/4	0/2	4/4
0/2	0/1	1/3
6/7	1/1	2/2

4 post 5 miss. 1 block

Saves distribution goalkeepers

1 J. Markovaite

		0/1
0/1		
0/1		0/1

12 S. Gecaite

3/8		0/3
2/2		1/3
5/14		0/6

33 U. Cibiraite

0/1		

TOTAL

3/8		0/4
2/3		1/3
5/16		0/7

Shots by position

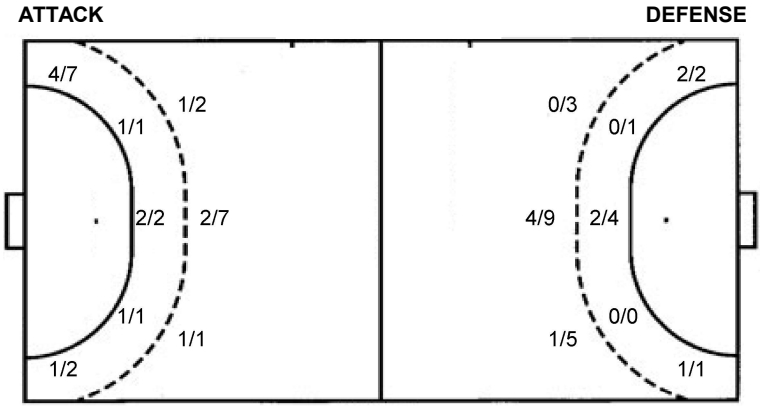

7m penalties	1/5	7m penalties	4/5
Fastbreak	2/2	Fastbreak	12/12
Breakthrough	2/5	Breakthrough	5/9
Long dist.	0/2	Long dist.	0/0

Shooting statistics

Position	Goals	Sav.	Miss.	Post	Blk.	Total	%
Back (9m)	4	3	1	1	1	10	40
Line (6m)	4	0	0	0	0	4	100
Wing	5	1	2	1	0	9	56
7m penalties	1	1	1	2	0	5	20
Fastbreak	2	0	0	0	0	2	100
Breakthrough	2	2	1	0	0	5	40
Total	**18**	**7**	**5**	**4**	**1**	**35**	**51**

#	Jersey number	**Tot.**	Total shooting	**6m**	6m (line) shooting	**9m**	9m shooting	**Wng**	Wing shooting	**FB**	Fastbreak sh.	**7m**	7m penalty sh.
Brk.	Breakthrough sh.	**LD**	Long distance sh.	**As.**	Assists	**PC**	Pass clear chance	**E7**	Eearned 7m pen.	**TF**	Technical faults	**St.**	Steals
2m	2m punishments	**C7.**	Commited 7m	**E2**	Eearned 2m pun.	**YC.**	Yellow cards	**R/B**	Red/Blue cards	**Blk.**	Blocks	**S**	Starting Line-up

23rd IHF Women's Junior (U20) World Championship

Slovenia (Celje and Laško)

Group E, 3. round

Match Team Statistics

Match No. 38

Angola 31 - 18 Lithuania

(14 - 9) (17 - 9)

25.6.2022. 10:30
Attendance: 40
Arena Golovec

Referees: Agustin Conberse (ARG) / Santiago Correa (ARG)

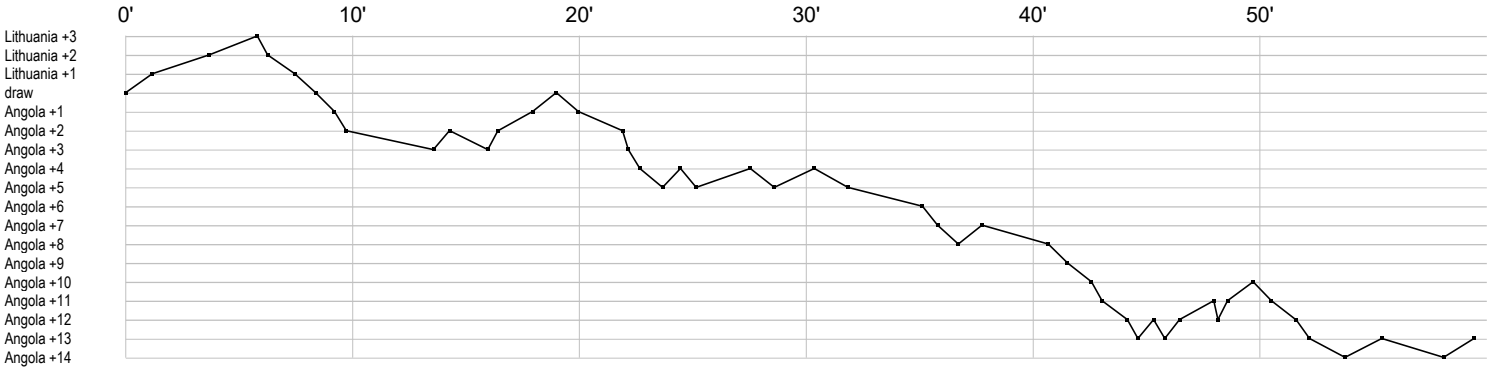

Angola



Lithuania



	In game	**g**	Goal scored	**f**	Missed shot	**a**	Assist	**t**	Technical faults	**b**	Steal
2	2min suspension	**e**	Eearned 7m	**c**	Commited 7m	**y**	Yellow card	**r**	Red Card	**k**	Blue card
i	Eearned 2min.	**x**	Block	**4**	4min suspension	**p**	Pass for clear chance	**s**	Saved shot	**r**	Received goal