



# 23rd IHF Women's Junior (U20) World Championship

## Slovenia (Celje and Laško)

Group B, 3. round



Match Team Statistics  
Match No. 35

**Sweden 33 - 15 Iran**  
(15 - 7) (18 - 8)

25.6.2022. 16:30  
Attendance: 60  
Arena Zlatorog

Referees: Bruna Correa (BRA) / Renata Correa (BRA)

### Sweden

#	Surname and name	S	Goals / shots							Attack					Def.			Penalties			TP					
			Tot.	%	9m	6m	Wing	7m	FB	Brk.	LD	As.	PC	E7	E2	TF	St.	C7	Blk	YC		2m	R	B		
2	LEISSNER Elin		2/6	33			1/3		1/3																	44:52
3	JOHANSSON Jennifer		5/7	71			0/2	4/4	1/1																	15:08
4	ÖSTBLOM Johanna	S	0/3	0			0/1		0/2				1		1	1										38:44
5	PETERSSON BERGSTEN Clara		7/9	78			2/4	2/2	3/3				1	1												26:51
6	SHOAI HALLBERG Ofelia	S	3/4	75			2/3		1/1				2		1	1										44:11
7	BLOMST Thea																									
8	AXNÉR Tyra																									
9	MUMBONGO Charité																									
10	WEDENBY Hanna		5/7	71	1/2	1/1			2/3			1/1				2	1	1								55:07
11	AKESSON Elin	S	4/6	67	1/3				1/1			2/2	2			2	2									48:16
12	ASESKOG Agnes	S																								55:14
13	NUHANOVIC Emma	S	3/6	50	0/3						2/2	1/1	2			1					2				32:04	
14	LINDBERG BLOHM Kaisa	S	3/6	50	1/2	1/1	1/1				0/2						1								18:05	
15	HEIKKA Elin		1/1	100					1/1				1	1	1		1	2							41:28	
16	POPAJA Hanna																									
21	MOSSBERG Anna																									
Team / bench																1										
UKUPNO			33/55	60	3/10	4/5	4/11	6/6	10/15	2/4	4/4		5	1	5	1	9	9	2	0	0	2	0	0		

#	Surname and name	Saves / shots								
		Tot.	%	9m	6m	Wing	7m	FB	Brk.	LD
12	ASESKOG Agnes	10/23	43	3/4	2/5	3/7	1/2		1/5	
16	POPAJA Hanna									
21	MOSSBERG Anna									
TOTAL		10/23	43	3/4	2/5	3/7	1/2	0/0	1/5	0/0

Coach: Jesper Östlund

Number of attacks: 62, Efficiency: 53%, Average Duration: 24.64 seconds

### Attack by type of defense

	Shots	9m	6m	Wing	TF	E7	E2
On def. 6-0	11/26	3/9	3/4	3/9	7	4	1
On def. 5-1	2/4	0/1	1/1	1/2	2	1	0
Fastbreak	10/15				0	0	0

### Defense by type

	Total	9m	6m	Wing	Stl.	C7	2m
Def. 6-0	7/16	1/3	2/5	2/5	4	0	1
Def. 5-1	3/12	0/3	0/0	2/7	5	2	1
Def. 4-2	2/4	0/1	1/1	0/0	0	0	0
Fastbreak	0/0				0	0	0

### Attack with superiority / minority / goalkeeper out

	Attack				Reaction		
	Att.	Eff.	Shots	TF	FB	LD	Tot.
7 on 6 (GK out)	6	33%	2/4	2	0/0	1/1	1/1
7 on 5 (GK out)	1	100%	1/1	0	0/0	0/0	0/0
6 on 6 (GK out)	1	0%	0/0	1	0/0	0/0	0/0
6 on 6	44	57%	25/40	4			
6 on 5	7	43%	3/5	2			
6 on 4	1	100%	1/1	0			
5 on 6	2	50%	1/2	0			

Player superiority / GK out counted at the end of attack (in case it changes during attack)

### Defense with superiority / minority / goalkeeper out

	Attack				Reaction		
	Att.	Eff.	Shots	TF	FB	LD	Tot.
7 on 6 (GK out)	5	20%	1/1	4	0/1	1/1	1/2
6 on 6 (GK out)	3	0%	0/1	2	0/0	2/2	2/2
6 on 6	43	28%	12/28	15			
5 on 6	3	33%	1/2	1			
6 on 5	4	25%	1/2	2			

Numbers show attacking numbers of opponent. Lower efficiency of opponent means better defense of this team

# Jersey number Tot. Total shooting 6m 6m (line) shooting 9m 9m shooting Wng Wing shooting FB Fastbreak sh. 7m 7m penalty sh.  
Brk. Breakthrough sh. LD Long distance sh. As. Assists PC Pass clear chance E7 Earned 7m pen. TF Technical faults St. Steals  
2m 2m punishments C7 Committed 7m E2 Earned 2m pun. YC Yellow cards R/B Red/Blue cards Blk. Blocks S Starting Line-up

Handball statistics and livescore by Toma-soft ltd (www.toma-soft.hr)



# 23rd IHF Women's Junior (U20) World Championship

## Slovenia (Celje and Laško)

### Group B, 3. round



#### Match Team Statistics

Match No. 35

## Sweden 33 - 15 Iran

(15 - 7) (18 - 8)

25.6.2022. 16:30

Attendance: 60

Arena Zlatorog

Referees: Bruna Correa (BRA) / Renata Correa (BRA)

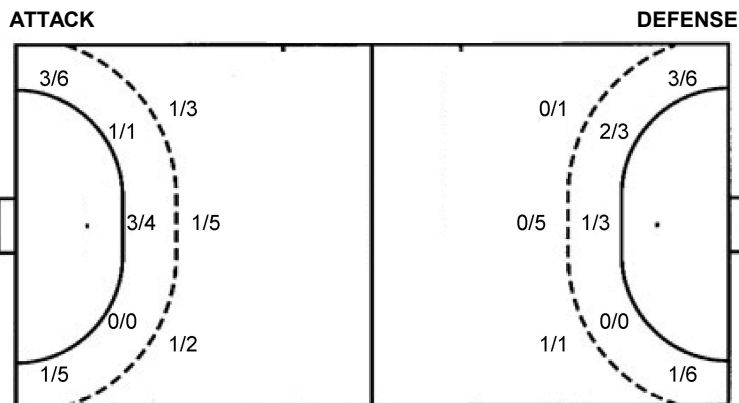
#### Shot distribution by player

<b>2 E. Leissner</b>	<b>3 J. Johansson</b>	<b>4 J. Östblom</b>	<b>5 C. Petersson Bergsten</b>	<b>6 O. Shoai Hallberg</b>	<b>7 T. Blomst</b>	<b>8 T. Axné</b>
1/1 1/2 0/1 0/2	0/1 2/2 3/3 1 miss.	0/1 0/1 1 miss.	2/2 3/3 0/1 1/1 1 post 1/1 lob	1/1 1/1 1/1 1 post		
<b>9 C. Mumbongo</b>	<b>10 H. Wedenby</b>	<b>11 E. Akesson</b>	<b>13 E. Nuhanovic</b>	<b>14 K. Lindberg Blohm</b>	<b>15 E. Heikka</b>	<b>TOTAL</b>
	1/1 0/1 2/2 2/3	2/2 1/1 1/1 0/1 1 miss.	0/1 1/1 1/1 1/1 1 post	2/2 0/1 0/1 1/1 1 post 1 miss.	1/1	6/7 0/1 10/10 2/3 1/3 2/7 6/7 5/8 4 post 4 miss. 1/1 lob

#### Saves distribution goalkeepers

<b>12 A. Aseskog</b>	<b>16 H. Popaja</b>	<b>21 A. Mossberg</b>	<b>TOTAL</b>
1/1 0/1 2/2 0/2 2/6 3/7 1/5			1/1 0/1 2/2 0/2 2/6 3/7 1/5

#### Shots by position



7m penalties 6/6  
Fastbreak 10/15  
Breakthrough 2/4  
Long dist. 4/4

7m penalties 1/2  
Fastbreak 0/0  
Breakthrough 4/7  
Long dist. 2/2

#### Shooting statistics

Position	Goals	Sav.	Miss.	Post	Blk.	Total	%
Back (9m)	3	4	1	2	0	10	30
Line (6m)	4	0	0	1	0	5	80
Wing	4	4	2	1	0	11	36
7m penalties	6	0	0	0	0	6	100
Fastbreak	10	5	0	0	0	15	67
Breakthrough	2	1	1	0	0	4	50
<b>Total</b>	<b>29</b>	<b>14</b>	<b>4</b>	<b>4</b>	<b>0</b>	<b>51</b>	<b>57</b>

# Jersey number Tot. Total shooting 6m 6m (line) shooting 9m 9m shooting Wng Wing shooting FB Fastbreak sh. 7m 7m penalty sh.  
Brk. Breakthrough sh. LD Long distance sh. As. Assists PC Pass clear chance E7 Earned 7m pen. TF Technical faults St. Steals  
2m 2m punishments C7. Committed 7m E2 Earned 2m pun. YC. Yellow cards R/B Red/Blue cards Blk. Blocks S Starting Line-up

Handball statistics and livescore by Toma-soft ltd (www.toma-soft.hr)



# 23rd IHF Women's Junior (U20) World Championship

Slovenia (Celje and Laško)

Group B, 3. round



Match Team Statistics

Match No. 35

**Sweden 33 - 15 Iran**

(15 - 7) (18 - 8)

25.6.2022. 16:30

Attendance: 60

Arena Zlatorog

Referees: Bruna Correa (BRA) / Renata Correa (BRA)

## Iran

#	Surname and name	S	Goals / shots								Attack					Def.			Penalties				TP											
			Tot.	%	9m	6m	Wing	7m	FB	Brk.	LD	As.	PC	E7	E2	TF	St.	C7	Blk	YC	2m	R		B										
4	MERIKHI Fatemeh															1	1																29:35	
7	MOUSAZADEH Sara		2/4	50				2/4																									24:18	
8	KARIMI Haniyeh	S	3/8	38	0/1			1/4	1/2																								53:22	
9	HASSAN NEJADI Mobina	S	0/2	0	0/1	0/1																											37:49	
11	BADVI Mehraban		2/4	50	0/1	1/1																											49:07	
12	YARMOHAMMADTOUSKI Elnaz																																0:09	
19	DOKHAEI Hasti		0/1	0				0/1																									24:25	
24	HOSSEINI Seyed Leila																																22:55	
26	GHARAKHANI DEHSORKHI Marziyeh	S																															39:34	
29	NOSOHI Shahrzad	S	0/1	0	0/1																												22:39	
31	DOLATI Samaneh	S	2/4	50			1/2	1/2																									30:00	
33	GHANBARI Masoumeh																																	
39	RAHMANI Negin		0/1	0				0/1																									7:50	
64	ZENDEHBOUDI Negar	S	5/9	56	1/3																												39:09	
70	BARATPOUR Fatemeh	S	1/2	50			1/2																										37:05	
76	SHAHBAZI Maedeh																																2:03	
Team / bench																																		
UKUPNO			15/36	42	1/7	3/6	4/12	1/2	0/0	4/7	2/2					1	2	1	1	24	0	5	0	0	0	4	0	0						

#	Surname and name	Saves / shots								
		Tot.	%	9m	6m	Wing	7m	FB	Brk.	LD
12	YARMOHAMMADTOUSKI Elnaz	0/2	0				0/2			
26	GHARAKHANI DEHSORKHI Marziyeh	14/41	34	4/7	0/4	4/8	0/4	5/15	1/3	
TOTAL		14/43	33	4/7	0/4	4/8	0/6	5/15	1/3	0/0

Coach: Gholamali Akbarabadi

Number of attacks: 58, Efficiency: 26%, Average Duration: 35.72 seconds

## Attack by type of defense

	Shots	9m	6m	Wing	TF	E7	E2
On def. 6-0	7/16	1/3	2/5	2/5	15	0	1
On def. 5-1	3/12	0/3	0/0	2/7	6	1	0
On def. 4-2	2/4	0/1	1/1	0/0	3	0	0
Fastbreak	0/0				0	0	0

## Defense by type

	Total	9m	6m	Wing	Stl.	C7	2m
Def. 6-0	11/26	3/9	3/4	3/9	0	4	3
Def. 5-1	2/4	0/1	1/1	1/2	0	1	1
Fastbreak	10/15				0	0	0

## Attack with superiority / minority / goalkeeper out

	Attack				Reaction		
	Att.	Eff.	Shots	TF	FB	LD	Tot.
7 on 6 (GK out)	5	20%	1/1	4	0/1	1/1	1/2
6 on 6 (GK out)	3	0%	0/1	2	0/0	2/2	2/2
6 on 6	43	28%	12/28	15			
5 on 6	3	33%	1/2	1			
6 on 5	4	25%	1/2	2			

Player superiority / GK out counted at the end of attack (in case it changes during attack)

## Defense with superiority / minority / goalkeeper out

	Attack				Reaction		
	Att.	Eff.	Shots	TF	FB	LD	Tot.
7 on 6 (GK out)	6	33%	2/4	2	0/0	1/1	1/1
7 on 5 (GK out)	1	100%	1/1	0	0/0	0/0	0/0
6 on 6 (GK out)	1	0%	0/0	1	0/0	0/0	0/0
6 on 6	44	57%	25/40	4			
6 on 5	7	43%	3/5	2			
6 on 4	1	100%	1/1	0			
5 on 6	2	50%	1/2	0			

Numbers show attacking numbers of opponent. Lower efficiency of opponent means better defense of this team

# Jersey number Tot. Total shooting 6m 6m (line) shooting 9m 9m shooting Wng Wing shooting FB Fastbreak sh. 7m 7m penalty sh.  
 Brk. Breakthrough sh. LD Long distance sh. As. Assists PC Pass clear chance E7 Earned 7m pen. TF Technical faults St. Steals  
 2m 2m punishments C7. Committed 7m E2 Earned 2m pun. YC. Yellow cards R/B Red/Blue cards Blk. Blocks S Starting Line-up



# 23rd IHF Women's Junior (U20) World Championship

## Slovenia (Celje and Laško)

### Group B, 3. round



#### Match Team Statistics

Match No. 35

### Sweden 33 - 15 Iran

(15 - 7) (18 - 8)

25.6.2022. 16:30

Attendance: 60

Arena Zlatorog

Referees: Bruna Correa (BRA) / Renata Correa (BRA)

#### Shot distribution by player

4 F. Merikhi


7 S. Mousazadeh

		2/2

1 post 1 miss.

8 H. Karimi

		1/1
		1/1
1/2	0/1	

2 post 1 miss.

9 M. Hassan Nejadi


2 miss.

11 M. Badvi

0/1		
		1/1
		1/1

1 miss.

19 H. Dokhaei


0/1 lob

24 S. Hosseini


29 S. Nosoochi

	0/1	

31 S. Dolati

	2/3	0/1

33 M. Ghanbari


39 N. Rahmani


1 miss.

64 N. Zendehboudi

2/3	2/3	1/1

2 miss.

70 F. Baratpour

	0/1	
1/1		

76 M. Shahbazi


#### TOTAL

0/1		1/1
	0/2	2/2
4/6	4/7	4/5

3 post 8 miss. 0/1 lob

#### Saves distribution goalkeepers

12 E. Yarmohammadtou

		0/1
0/1		

26 M. Gharakhani Dehsorkhi

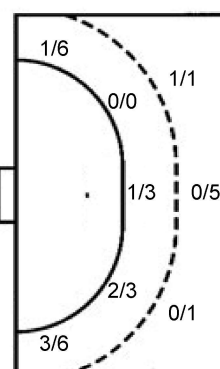
1/7	1/1	0/9
1/3	2/3	5/7
1/6		3/8

#### TOTAL

1/7	1/1	0/10
1/3	2/3	5/7
1/7		3/8

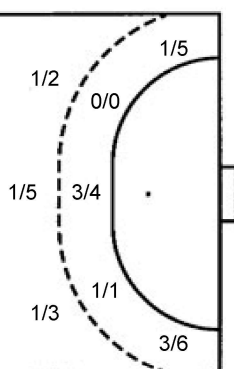
#### Shots by position

##### ATTACK



7m penalties 1/2  
Fastbreak 0/0  
Breakthrough 4/7  
Long dist. 2/2

##### DEFENSE



7m penalties 6/6  
Fastbreak 10/15  
Breakthrough 2/4  
Long dist. 4/4

#### Shooting statistics

Position	Goals	Sav.	Miss.	Post	Blk.	Total	%
Back (9m)	1	3	2	1	0	7	14
Line (6m)	3	2	1	0	0	6	50
Wing	4	3	3	2	0	12	33
7m penalties	1	1	0	0	0	2	50
Fastbreak	0	0	0	0	0	0	0
Breakthrough	4	1	2	0	0	7	57
<b>Total</b>	<b>13</b>	<b>10</b>	<b>8</b>	<b>3</b>	<b>0</b>	<b>34</b>	<b>38</b>

# Jersey number Tot. Total shooting 6m 6m (line) shooting 9m 9m shooting Wng Wing shooting FB Fastbreak sh. 7m 7m penalty sh.  
Brk. Breakthrough sh. LD Long distance sh. As. Assists PC Pass clear chance E7 Earned 7m pen. TF Technical faults St. Steals  
2m 2m punishments C7. Committed 7m E2 Earned 2m pun. YC. Yellow cards R/B Red/Blue cards Blk. Blocks S Starting Line-up

Handball statistics and livescore by Toma-soft ltd (www.toma-soft.hr)



# 23rd IHF Women's Junior (U20) World Championship

## Slovenia (Celje and Laško)

### Group B, 3. round



### Match Team Statistics

Match No. 35

# Sweden 33 - 15 Iran

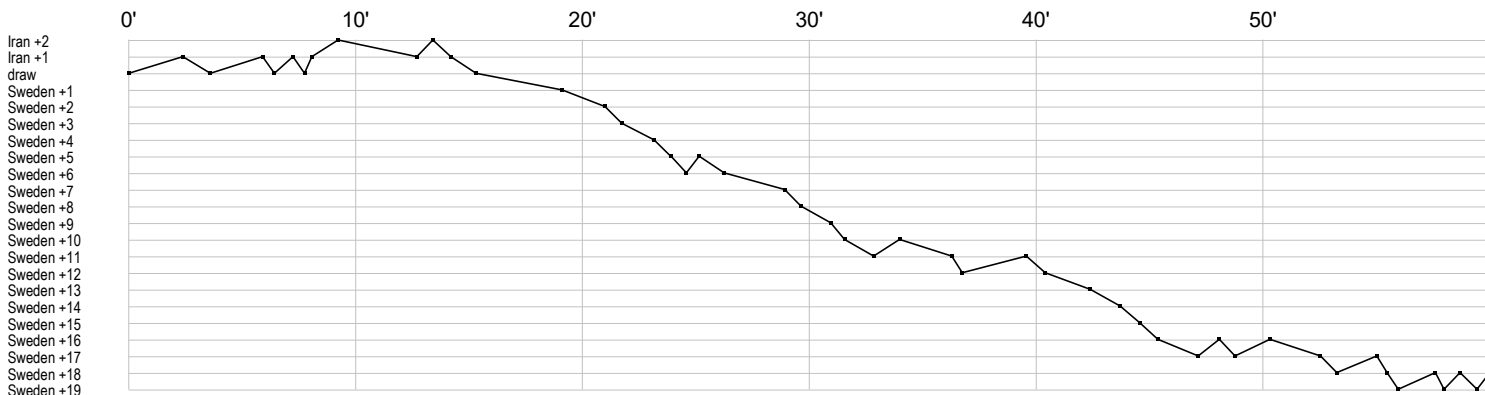
(15 - 7) (18 - 8)

25.6.2022. 16:30

Attendance: 60

Arena Zlatorog

Referees: Bruna Correa (BRA) / Renata Correa (BRA)



### Sweden

2	Leissner E		f						b	f	f	g	f	g						
3	Johansson J																			
4	Östblom J	f	f		f	e									b				t	
5	Petersson							f	g											
6	Shoai																			
7	Blomst T																			
8	Axnér T																			
9	Mumbongo C																			
10	Wedenby H																			
11	Akesson E																			
12	Asekvog A	r	s	r	r	r	r	s	s	r										
13	Nuhanovic E	i																		
14	Lindberg																			
15	Heikka E																			
16	Popaja H																			
21	Mossberg A																			

### Iran

4	Merikhi F																			
7	Mousazadeh																			
8	Karimi H	f	f	t																
9	Hassan																			
11	Badvi M																			
12	Yarmohammad																			
19	Dokhaei H																			
24	Hosseini S																			
26	Gharakhani	r	s	r	r	s	s	s	r	r										
29	Nosoohi S																			
31	Dolati S																			
33	Ghanbari M																			
39	Rahmani N																			
64	Zendejboudi																			
70	Baratpour F																			
76	Shahbazi M																			

In game	g	Goal scored	f	Missed shot	a	Assist	t	Technical faults	b	Steal	
2	2min suspension	e	Eearned 7m	c	Committed 7m	y	Yellow card	r	Red Card	k	Blue card
i	Eearned 2min.	x	Block	4	4min suspension	p	Pass for clear chance	s	Saved shot	r	Received goal