23rd IHF Women's Junior (U20) World Championship

Slovenia (Celje and Laško)

Group A, 3. round

Match Team Statistics

Match No. 33

India 12 - 59 Slovakia

(4 - 29) (8 - 30)

25.6.2022. 12:30
Attendance: 100
Arena Zlatorog

Referees: Akram Alzayyat (JOR) / Yasser Awwad (JOR)

India

Players			Goals / shots									Attack					Def.			Penalties				TP
#	Surname and name	S	Tot.	%	9m	6m	Wing	7m	FB	Brk.	LD	As.	PC	E7	E2	TF	St.	C7	Blk	YC	2m	R	B	
1	DEVI Chetna	S																						60:00
2	MONIKA	S	5/8	63	0/1		2/3			3/4			1		1	6								60:00
3	GOURAV	S	0/1	0			0/1									1		1						33:52
4	BHAWANA	S	5/11	45	0/4			2/2		2/4	1/1	2		2		4	1	3			1			58:48
5	THAKUR Priyanka	S	0/2	0			0/2									1								57:50
6	KUMARI Sheetal																							
7	KUMARI Isha															1		1			1			9:31
8	JAKHAR Varsha																							
9	PRIYANKA	S	1/2	50		1/2										4		1						60:00
10	PRIYA	S	0/1	0	0/1											4								20:29
11	KANWAR Pooja																							
12	MANJU																							
13	RAY Moumita		0/1	0			0/1																	12:10
14	JASSI	S	1/2	50		0/1				1/1		1	1		1	6								47:20
15	MEENU																							
18	KHATUN Rubina																							
	Team / bench															14								
	UKUPNO		12/28	43	0/6	1/3	2/7	2/2	0/0	6/9	1/1	3	2	2	2	41	1	6	0	0	2	0	0	

Goalkeepers		Saves / shots								
#.	Surname and name	Tot.	%	9m	6m	Wing	7m	FB	Brk.	LD
1	DEVI Chetna	8/66	12	1/5	0/6	1/11	3/6	3/30	0/8	
12	MANJU									
18	KHATUN Rubina									
	TOTAL	8/66	12	1/5	0/6	1/11	3/6	3/30	0/8	0/0

Coach: **Sunil Kumar**

Number of attacks: 69, Efficiency: 17%, Average Duration: 30.87 seconds

Attack by type of defense

	Shots	9m	6m	Wing	TF	E7	E2
On def. 6-0	0/0	0/0	0/0	0/0	1	0	0
On def. 5-1	7/11	0/1	1/1	2/4	8	0	1
On def. 3-2-1	2/13	0/4	0/2	0/3	25	1	1
On def. press.	0/1	0/1	0/0	0/0	7	1	0
Fastbreak	0/0				0	0	0

Defense by type

	Total	9m	6m	Wing	Stl.	C7	2m
Def. 6-0	28/33	4/6	6/6	10/12	1	6	2
Fastbreak	28/32				0	0	0

Attack with superiority / minority / goalkeeper out

	Attack				Reaction		
	Att.	Eff.	Shots	TF	FB	LD	Tot.
6 on 6	63	16%	10/24	39			
6 on 5	3	33%	1/2	1			
5 on 6	2	0%	0/1	1			
5 on 5	1	100%	1/1	0			

Player superiority / GK out counted at the end of attack (in case it changes during attack)

Defense with superiority / minority / goalkeeper out

	Attack				Reaction		
	Att.	Eff.	Shots	TF	FB	LD	Tot.
7 on 6 (GK out)	1	100%	1/1	0	0/0	0/0	0/0
6 on 6 (GK out)	2	50%	1/2	0	0/0	1/1	1/1
6 on 6	65	78%	51/59	6			
5 on 6	2	100%	2/2	0			
6 on 5	5	80%	4/5	0			

Numbers show attacking numbers of oponnent. Lower efficiency of oponnent means better defense of this team

#	Jersey number	**Tot.**	Total shooting	**6m**	6m (line) shooting	**9m**	9m shooting	**Wng**	Wing shooting	**FB**	Fastbreak sh.	**7m**	7m penalty sh.
Brk.	Breakthrough sh.	**LD**	Long distance sh.	**As.**	Assists	**PC**	Pass clear chance	**E7**	Earned 7m pen.	**TF**	Technical faults	**St.**	Steals
2m	2m punishments	**C7.**	Commited 7m	**E2**	Earned 2m pun.	**YC.**	Yellow cards	**R/B**	Red/Blue cards	**Blk.**	Blocks	**S**	Starting Line-up

23rd IHF Women's Junior (U20) World Championship

Slovenia (Celje and Laško)

Group A, 3. round

Match Team Statistics

Match No. 33

India 12 - 59 Slovakia

(4 - 29) (8 - 30)

25.6.2022. 12:30
Attendance: 100
Arena Zlatorog

Referees: Akram Alzayyat (JOR) / Yasser Awwad (JOR)

Shot distribution by player

2 . Monika

1/1		
0/1		
1/1	2/2	1/1

1 miss. 1 block

3 . Gourav

	0/1	

4 . Bhawana

2/2		1/1
0/1		
1/3	1/2	

1 miss. 1 block

5 P. Thakur

2 miss.

6 S. Kumari

7 I. Kumari

8 V. Jakhar

9 . Priyanka

1/1		

1 post

10 . Priya

	0/1	

11 P. Kanwar

13 M. Ray

	0/1	

14 . Jassi

	0/1	1/1

15 . Meenu

TOTAL

3/3		1/1
0/2	0/1	
3/5	3/7	2/2

1 post 4 miss. 2 block

Saves distribution goalkeepers

1 C. Devi

1/10		0/6
4/10	0/1	1/4
1/8	0/5	1/22

12 . Manju

18 R. Khatun

TOTAL

1/10		0/6
4/10	0/1	1/4
1/8	0/5	1/22

Shots by position

ATTACK **DEFENSE**

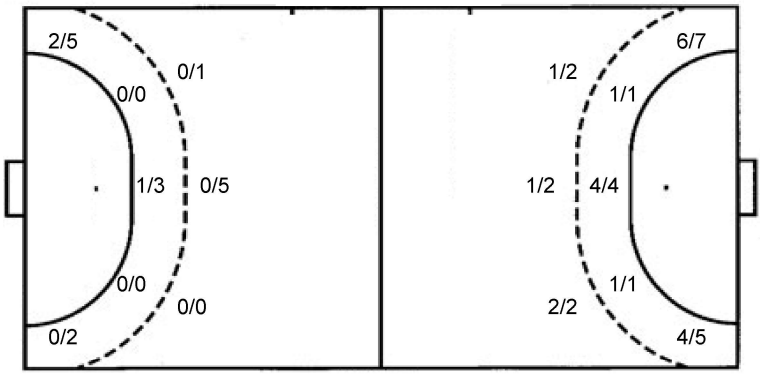

7m penalties	2/2	7m penalties	3/6
Fastbreak	0/0	Fastbreak	28/32
Breakthrough	6/9	Breakthrough	8/9
Long dist.	1/1	Long dist.	0/0

Shooting statistics

Position	Goals	Sav.	Miss.	Post	Blk.	Total	%
Back (9m)	0	3	1	0	2	6	0
Line (6m)	1	1	0	1	0	3	33
Wing	2	3	2	0	0	7	29
7m penalties	2	0	0	0	0	2	100
Fastbreak	0	0	0	0	0	0	0
Breakthrough	6	2	1	0	0	9	67
Total	**11**	**9**	**4**	**1**	**2**	**27**	**41**

#	Jersey number	**Tot.**	Total shooting	**6m**	6m (line) shooting	**9m**	9m shooting	**Wng**	Wing shooting	**FB**	Fastbreak sh.	**7m**	7m penalty sh.
Brk.	Breakthrough sh.	**LD**	Long distance sh.	**As.**	Assists	**PC**	Pass clear chance	**E7**	Eearned 7m pen.	**TF**	Technical faults	**St.**	Steals
2m	2m punishments	**C7.**	Commited 7m	**E2**	Eearned 2m pun.	**YC.**	Yellow cards	**R/B**	Red/Blue cards	**Blk.**	Blocks	**S**	Starting Line-up

23rd IHF Women's Junior (U20) World Championship

Slovenia (Celje and Laško)

Group A, 3. round

Match Team Statistics

Match No. 33

India 12 - 59 Slovakia

(4 - 29) (8 - 30)

25.6.2022. 12:30
Attendance: 100
Arena Zlatorog

Referees: Akram Alzayyat (JOR) / Yasser Awwad (JOR)

Slovakia

Players			Goals / shots									Attack					Def.			Penalties				TP
#	Surname and name	S	Tot.	%	9m	6m	Wing	7m	FB	Brk.	LD	As.	PC	E7	E2	TF	St.	C7	Blk	YC	2m	R	B	
5	KUCSERA Rebeka		3/3	100			1/1		2/2			1	1								1			21:22
7	VARGOVÁ Diana Mária	S	0/1	0				0/1				9	1	1			3							33:58
9	GYÖRIOVÁ Viktória	S	16/17	94	1/1	4/4	1/1	1/1	9/10			1					1							33:08
10	ŠČÍPOVÁ Olívia	S	4/7	57	2/4			0/1	1/1	1/1		5	1	2		1	2							44:51
12	KUSYOVÁ Kristína																							
13	LUKÁČOVÁ Emma		1/1	100			1/1																	2:48
15	ZSÁKOVICS Sára Erika		4/5	80	1/1				1/2	2/2		2		1	1	1	1	1						28:21
16	BRONIŠOVÁ Silvia																							25:45
17	HORNYÁK Panna																							5:03
19	VORŽÁČKOVÁ Viktoria	S														1								47:58
21	BAČENKOVÁ Dorota		7/9	78			3/3	1/1	3/4	0/1							1							34:28
22	ZLATINSKÁ Vivien													1										3:06
23	DVORŠCÁKOVÁ Alena	S	8/9	89				1/2	2/2	5/5		1	1	1	1		1		1					38:30
25	PÉNZES Monika	S	5/7	71			2/3		3/4								5		1		1			33:54
27	DMYTRENKO Nataliia	S	7/8	88			2/3		5/5			2				1								39:28
29	PÁLOVÁ Petra		4/4	100		2/2			2/2			1												27:20
	Team / bench															2								
	UKUPNO		59/71	83	4/6	6/6	10/12	3/6	28/32	8/9	0/0	22	4	6	2	6	14	1	2	0	2	0	0	

Goalkeepers		Saves / shots								
#.	Surname and name	Tot.	%	9m	6m	Wing	7m	FB	Brk.	LD
12	KUSYOVÁ Kristína									
16	BRONIŠOVÁ Silvia									
19	VORŽÁČKOVÁ Viktoria	9/20	45	3/3	1/2	3/5	0/2		2/8	
	TOTAL	9/20	45	3/3	1/2	3/5	0/2	3/0	2/8	0/0

Coach: **Ján Beňadik**

Number of attacks: 75, Efficiency: 79%, Average Duration: 19.60 seconds

Attack by type of defense

	Shots	9m	6m	Wing	TF	E7	E2
On def. 6-0	28/33	4/6	6/6	10/12	6	6	2
Fastbreak	28/32				0	0	0

Defense by type

	Total	9m	6m	Wing	Stl.	C7	2m
Def. 5-1	7/11	0/1	1/1	2/4	1	0	1
Def. 3-2-1	2/13	0/4	0/2	0/3	11	0	1
Def. press.	0/1	0/1	0/0	0/0	2	1	0
Fastbreak	0/0				0	0	0

Attack with superiority / minority / goalkeeper out

	Attack				Reaction		
	Att.	Eff.	Shots	TF	FB	LD	Tot.
7 on 6 (GK out)	1	100%	1/1	0	0/0	0/0	0/0
6 on 6 (GK out)	2	50%	1/2	0	0/0	1/1	1/1
6 on 6	65	78%	51/59	6			
5 on 6	2	100%	2/2	0			
6 on 5	5	80%	4/5	0			

Player superiority / GK out counted at the end of attack (in case it changes during attack)

Defense with superiority / minority / goalkeeper out

	Attack				Reaction		
	Att.	Eff.	Shots	TF	FB	LD	Tot.
6 on 6	63	16%	10/24	39			
6 on 5	3	33%	1/2	1			
5 on 6	2	0%	0/1	1			
5 on 5	1	100%	1/1	0			

Numbers show attacking numbers of oponnent. Lower efficiency of oponnent means better defense of this team

#	Jersey number	**Tot.**	Total shooting	**6m**	6m (line) shooting	**9m**	9m shooting	**Wng**	Wing shooting	**FB**	Fastbreak sh.	**7m**	7m penalty sh.
Brk.	Breakthrough sh.	**LD**	Long distance sh.	**As.**	Assists	**PC**	Pass clear chance	**E7**	Eearned 7m pen.	**TF**	Technical faults	**St.**	Steals
2m	2m punishments	**C7.**	Commited 7m	**E2**	Eearned 2m pun.	**YC.**	Yellow cards	**R/B**	Red/Blue cards	**Blk.**	Blocks	**S**	Starting Line-up

23rd IHF Women's Junior (U20) World Championship

Slovenia (Celje and Laško)

Group A, 3. round

Match Team Statistics

Match No. 33

India 12 - 59 Slovakia

(4 - 29) (8 - 30)

25.6.2022. 12:30
Attendance: 100
Arena Zlatorog

Referees: Akram Alzayyat (JOR) / Yasser Awwad (JOR)

Shot distribution by player

5 R. Kucsera

3/3		

7 D. Vargová

		0/1

9 V. Györiová

2/2		2/2
3/3	1/1	0/1
2/2	1/1	5/5

10 O. Ščípová

		1/1
0/1		
1/2		2/2

1 post

13 E. Lukáčová

		1/1

15 S. Zsákovics

0/1		
1/1	1/1	2/2

17 P. Hornyák

21 D. Bačenková

1/1		2/2
1/1		
		3/3

1 post 1 miss.

22 V. Zlatinská

23 A. Dvoršcáková

2/3		1/1
3/3	1/1	1/1

25 M. Pénzes

0/1		
	1/1	3/3

1 post 1/1 lob

27 N. Dmytrenko

3/3		1/1
0/1		1/1
	1/1	1/1

29 P. Pálová

		1/1
		3/3

TOTAL

9/10		6/6
6/10	1/1	3/4
7/8	5/5	21/22

3 post 1 miss. 1/1 lob

Saves distribution goalkeepers

12 K. Kusyová

16 S. Bronišová

19 V. Voržáčková

0/3		0/1
2/2	1/1	
2/5	4/7	0/2

TOTAL

0/3		0/1
2/2	1/1	
2/5	4/7	0/2

Shots by position

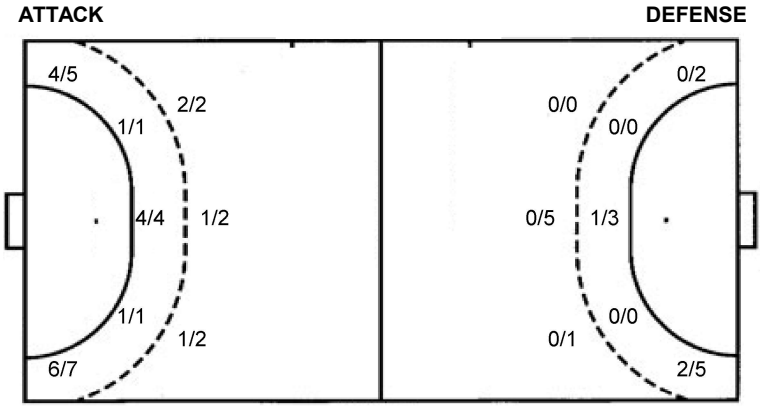

7m penalties	3/6	7m penalties	2/2
Fastbreak	28/32	Fastbreak	0/0
Breakthrough	8/9	Breakthrough	6/9
Long dist.	0/0	Long dist.	1/1

Shooting statistics

Position	Goals	Sav.	Miss.	Post	Blk.	Total	%
Back (9m)	4	1	0	1	0	6	67
Line (6m)	6	0	0	0	0	6	100
Wing	10	1	0	1	0	12	83
7m penalties	3	3	0	0	0	6	50
Fastbreak	28	3	1	0	0	32	88
Breakthrough	8	0	0	1	0	9	89
Total	**59**	**8**	**1**	**3**	**0**	**71**	**83**

#	Jersey number	**Tot.**	Total shooting	**6m**	6m (line) shooting	**9m**	9m shooting	**Wng**	Wing shooting	**FB**	Fastbreak sh.	**7m**	7m penalty sh.
Brk.	Breakthrough sh.	**LD**	Long distance sh.	**As.**	Assists	**PC**	Pass clear chance	**E7**	Earned 7m pen.	**TF**	Technical faults	**St.**	Steals
2m	2m punishments	**C7.**	Commited 7m	**E2**	Earned 2m pun.	**YC.**	Yellow cards	**R/B**	Red/Blue cards	**Blk.**	Blocks	**S**	Starting Line-up

23rd IHF Women's Junior (U20) World Championship

Slovenia (Celje and Laško)

Group A, 3. round

Match Team Statistics

Match No. 33

India 12 - 59 Slovakia

(4 - 29) (8 - 30)

25.6.2022. 12:30
Attendance: 100
Arena Zlatorog

Referees: Akram Alzayyat (JOR) / Yasser Awwad (JOR)

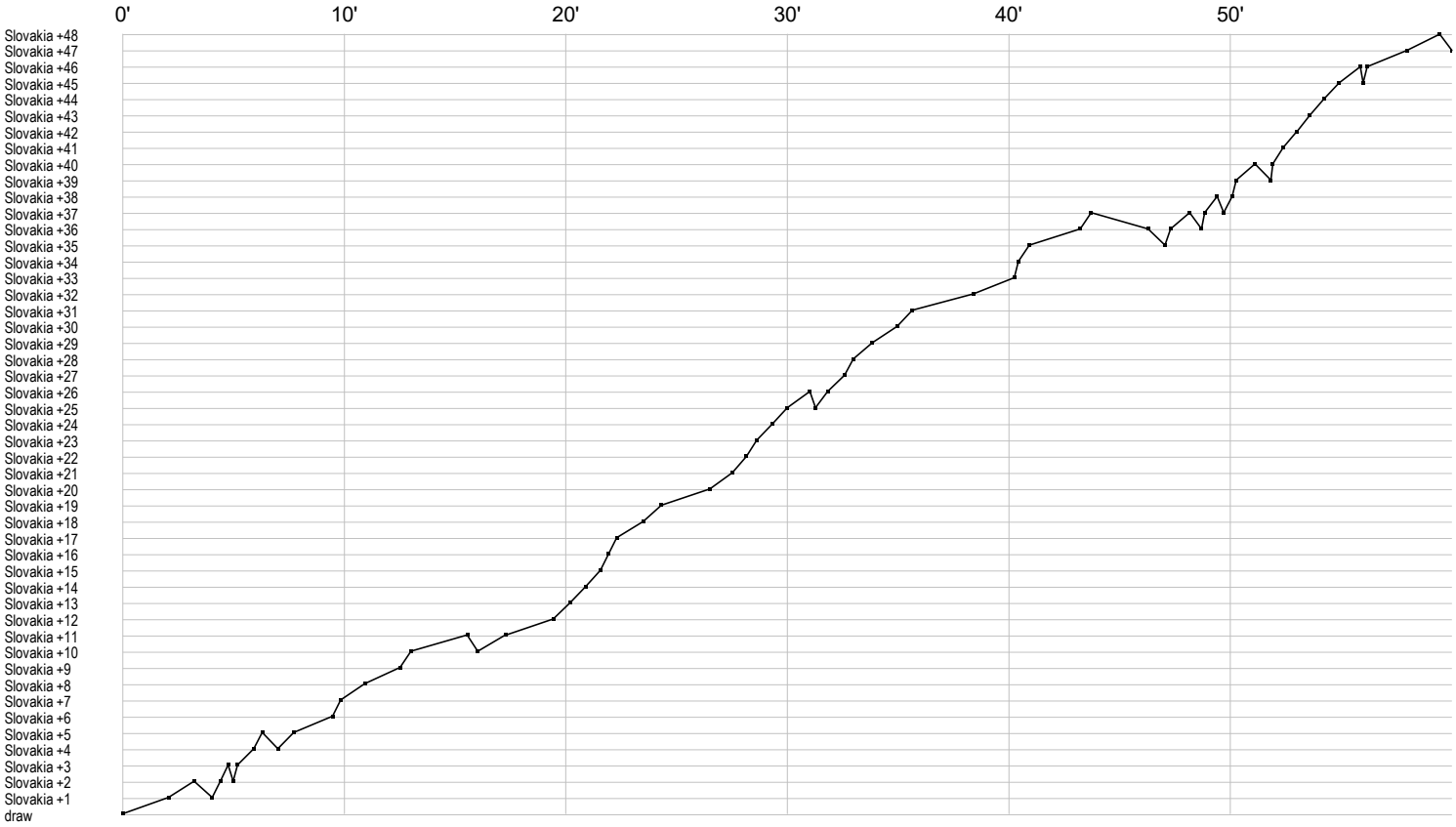

India



Slovakia



	In game	**g**	Goal scored	**f**	Missed shot	**a**	Assist	**t**	Technical faults	**b**	Steal
2	2min suspension	**e**	Eearned 7m	**c**	Commited 7m	**y**	Yellow card	**r**	Red Card	**k**	Blue card
i	Eearned 2min.	**x**	Block	**4**	4min suspension	**p**	Pass for clear chance	**s**	Saved shot	**r**	Received goal

Handball statistics and livescore by Toma-soft ltd (www.toma-soft.hr)

5 Kucsera R g g g a p 2

7 Vargová D e aa a a a a p b a ba a bf

9 Györiová V g g g g g gbg g g a gg g g f g g g

10 Ščípová O f a a t f gpb baa e a e g g f g

12 Kusyová K

13 Lukáčová E g

15 Zsákovics S t bc a a f ei g g g g

16 Bronišová S

17 Hornyák P

19 Voržáčková V r sr r t s s r s r s s s r r r r r s r s

21 Bačenková D g g f f g g g g bg

22 Zlatinská V e

23 Dvoršcáková gg x g g g g a g f bpg ei

25 Pénzes M b g g f f b g b b2 g x g b

27 Dmytrenko N g f g a g t g g a g g

29 Pálová P g g a g g