23rd IHF Women's Junior (U20) World Championship

Slovenia (Celje and Laško)

Group E, 2. round

Match Team Statistics

Match No. 30

Lithuania 20 - 29 Romania

(11 - 10) (9 - 19)

24.6.2022. 14:30
Attendance: 60
Arena Golovec

Referees: Ante Mikelic (CRO) / Petar Paradina (CRO)

Lithuania

Players			Goals / shots									Attack					Def.			Penalties				TP
#	Surname and name	S	Tot.	%	9m	6m	Wing	7m	FB	Brk.	LD	As.	PC	E7	E2	TF	St.	C7	Blk	YC	2m	R	B	
1	MARKOVAITE Justina	S																						
4	ANDRONIK Dominyka	S	2/3	67			2/2		0/1															33:47
5	BALEZENTYTE Ausra	S	1/1	100					1/1							2								14:11
7	STANELYTE Kamile	S																1						25:56
9	MACKONYTE Silvija	S	3/5	60	0/2				1/1	2/2		5	2			8		1						50:02
11	KULIKOVAITE Singrida	S	0/2	0	0/2							1				1								36:29
12	GECAITE Skirmante	S														1								59:50
15	VALANCIUTE Monika		1/1	100		1/1								1	1	1								44:48
18	VOSKRESENSKAJA Mante		4/5	80			3/4		1/1			1												35:20
21	BERNACKAITE Goda		0/1	0		0/1						1					2							15:41
23	DAMULEVICIUTE Vakare		1/5	20	1/4					0/1		1				5					2			33:42
24	KAIRYTE Gerda											1	3					1						17:11
25	PILIKAUSKAITE Gabija		5/7	71	0/2			3/3		2/2				1	1	3								20:52
33	CIBIRAITE Urte																							0:10
34	GUDLINKYTE Agne		1/2	50	0/1					1/1				1		1								7:21
37	KLOVAITE Samanta		2/5	40			2/5																	24:40
	Team / bench															1								
	UKUPNO		20/37	54	1/11	1/2	7/11	3/3	3/4	5/6	0/0	10	5	3	2	23	2	3	0	0	2	0	0	

Goalkeepers		Saves / shots								
#.	Surname and name	Tot.	%	9m	6m	Wing	7m	FB	Brk.	LD
1	MARKOVAITE Justina									
12	GECAITE Skirmante	13/41	32	7/14	1/5	3/9	0/2	1/7	1/4	
33	CIBIRAITE Urte	0/1	0				0/1			
	TOTAL	13/42	31	7/14	1/5	3/9	0/3	1/7	1/4	0/0

Coach: **Ala Senvaitiene**

Number of attacks: 57, Efficiency: 35%, Average Duration: 35.26 seconds

Attack by type of defense

	Shots	9m	6m	Wing	TF	E7	E2
On def. 6-0	14/30	1/11	1/2	7/11	23	3	2
Fastbreak	3/4				0	0	0

Defense by type

	Total	9m	6m	Wing	Stl.	C7	2m
Def. 6-0	20/37	7/15	4/5	6/13	2	3	2
Fastbreak	6/7				0	0	0

Attack with superiority / minority / goalkeeper out

	Attack				Reaction		
	Att.	Eff.	Shots	TF	FB	LD	Tot.
6 on 6	50	32%	16/27	23			
6 on 5	5	60%	3/5	0			
5 on 6	2	50%	1/2	0			

Player superiority / GK out counted at the end of attack (in case it changes during attack)

Defense with superiority / minority / goalkeeper out

	Attack				Reaction		
	Att.	Eff.	Shots	TF	FB	LD	Tot.
7 on 6 (GK out)	1	100%	1/1	0	0/0	0/0	0/0
6 on 6 (GK out)	1	100%	1/1	0	0/0	0/0	0/0
6 on 6	51	49%	25/40	11			
5 on 6	2	50%	1/1	1			
6 on 5	2	50%	1/2	0			

Numbers show attacking numbers of oponnent. Lower efficiency of oponnent means better defense of this team

#	Jersey number	**Tot.**	Total shooting	**6m**	6m (line) shooting	**9m**	9m shooting	**Wng**	Wing shooting	**FB**	Fastbreak sh.	**7m**	7m penalty sh.
Brk.	Breakthrough sh.	**LD**	Long distance sh.	**As.**	Assists	**PC**	Pass clear chance	**E7**	Eearned 7m pen.	**TF**	Technical faults	**St.**	Steals
2m	2m punishments	**C7.**	Commited 7m	**E2**	Eearned 2m pun.	**YC.**	Yellow cards	**R/B**	Red/Blue cards	**Blk.**	Blocks	**S**	Starting Line-up

23rd IHF Women's Junior (U20) World Championship

Slovenia (Celje and Laško)

Group E, 2. round

Match Team Statistics

Match No. 30

Lithuania 20 - 29 Romania

(11 - 10) (9 - 19)

24.6.2022. 14:30
Attendance: 60
Arena Golovec

Referees: Ante Mikelic (CRO) / Petar Paradina (CRO)

Shot distribution by player

4 D. Andronik		
		1/1
		1/1

0/1 lob

5 A. Balezentyte		
1/1		

7 K. Stanelyte		

9 S. Mackonyte		
		1/2
0/1		
1/1		1/1

11 S. Kulikovaite		
0/1		

1 block

15 M. Valanciute		
1/1		

18 M. Voskresenskaja		
1/1		
1/2		
2/2		

21 G. Bernackaite		
		0/1

23 V. Damuleviciute		
		1/1
0/2		0/1

1 block

24 G. Kairyte		

25 G. Pilikauskaite		
1/1		
		1/1
2/2		1/1

1 miss. 1 block

34 A. Gudlinkyte		
		1/1

1 block

37 S. Klovaite		
2/2		0/1

1 post 1 miss.

TOTAL		
5/6		2/4
1/3		3/4
6/8		3/4

1 post 2 miss. 4 block 0/1 lob

Saves distribution goalkeepers

1 J. Markovaite		

12 S. Gecaite		
0/7	1/1	1/9
2/2	3/3	1/2
1/7	2/2	2/8

33 U. Cibiraite		
0/1		

TOTAL		
0/7	1/1	1/9
2/2	3/3	1/2
1/8	2/2	2/8

Shots by position

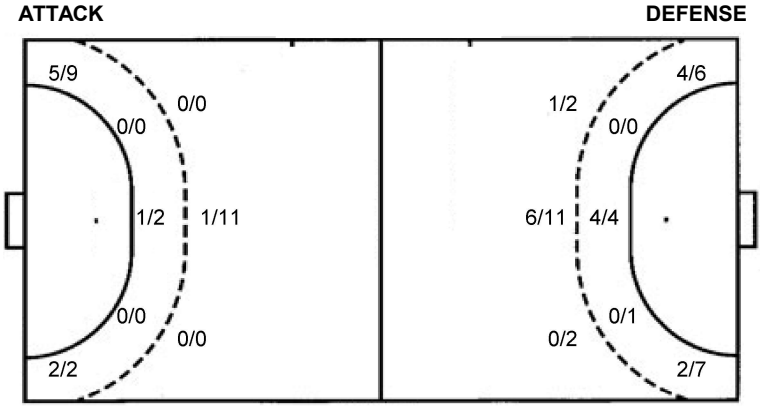

7m penalties	3/3	7m penalties	3/3
Fastbreak	3/4	Fastbreak	6/7
Breakthrough	5/6	Breakthrough	3/4
Long dist.	0/0	Long dist.	0/0

Shooting statistics

Position	Goals	Sav.	Miss.	Post	Blk.	Total	%
Back (9m)	1	5	1	0	4	11	9
Line (6m)	1	1	0	0	0	2	50
Wing	7	2	1	1	0	11	64
7m penalties	3	0	0	0	0	3	100
Fastbreak	3	1	0	0	0	4	75
Breakthrough	5	1	0	0	0	6	83
Total	**20**	**10**	**2**	**1**	**4**	**37**	**54**

#	Jersey number	**Tot.**	Total shooting	**6m**	6m (line) shooting	**9m**	9m shooting	**Wng**	Wing shooting	**FB**	Fastbreak sh.	**7m**	7m penalty sh.
Brk.	Breakthrough sh.	**LD**	Long distance sh.	**As.**	Assists	**PC**	Pass clear chance	**E7**	Earned 7m pen.	**TF**	Technical faults	**St.**	Steals
2m	2m punishments	**C7.**	Commited 7m	**E2**	Earned 2m pun.	**YC.**	Yellow cards	**R/B**	Red/Blue cards	**Blk.**	Blocks	**S**	Starting Line-up

23rd IHF Women's Junior (U20) World Championship

Slovenia (Celje and Laško)

Group E, 2. round

Match Team Statistics

Match No. 30

Lithuania 20 - 29 Romania

(11 - 10) (9 - 19)

24.6.2022. 14:30
Attendance: 60
Arena Golovec

Referees: Ante Mikelic (CRO) / Petar Paradina (CRO)

Romania

Players			Goals / shots									Attack					Def.			Penalties				TP
#	Surname and name	S	Tot.	%	9m	6m	Wing	7m	FB	Brk.	LD	As.	PC	E7	E2	TF	St.	C7	Blk	YC	2m	R	B	
5	LIXANDROIU Maria Diana	S														1								12:12
6	COMAN Andreea Alexandra	S	1/4	25			1/4					1				1	1							27:06
9	BICHIR Malina Ioana	S	1/1	100	1/1								1			1		1						14:03
10	ION Maria Valentina	S																1			1			7:07
17	GOGIRLA Alicia Maria	S	3/10	30	2/8	0/1				1/1		4	1			1				1	1			50:31
19	DUMITRASCU Alexandra Gabriela	S	3/3	100			2/2		1/1															30:08
21	AILINCAI Andreea	S	1/1	100					1/1															3:47
23	TIRLE Bianca Andreea		3/3	100		2/2			1/1			1	1	1			1							26:40
27	MIHAI Mihaela Andreea		4/6	67			1/3	2/2	1/1			1	1	1		1								31:39
61	PREDA Clara Beatrice																							57:22
77	RUS Sara																							0:43
79	LUPEI Corina Elena		3/6	50			2/4		1/2					1	1	1								29:52
89	STOICA Angela Stefania		4/5	80	4/5							3	2			1	2	1	2					47:39
90	VOICA Elena Bianca		1/1	100		1/1						1	1		1				1					30:05
96	NECULA Ioana Rebeca		5/7	71	0/1	1/1		1/1	1/1	2/3		3	1			4	1							44:34
98	MATEA Luciana Mara															1								6:32
	Team / bench																							
	UKUPNO		29/47	62	7/15	4/5	6/13	3/3	6/7	3/4	0/0	14	8	3	2	12	5	3	3	1	2	0	0	

Goalkeepers		Saves / shots								
#.	Surname and name	Tot.	%	9m	6m	Wing	7m	FB	Brk.	LD
61	PREDA Clara Beatrice	10/28	36	5/6	1/2	2/9	0/1	1/4	1/6	
77	RUS Sara	0/2	0				0/2			
	TOTAL	10/30	33	5/6	1/2	2/9	0/3	2/4	1/6	0/0

Coach: **Horatiu Pasca**

Number of attacks: 57, Efficiency: 51%, Average Duration: 27.37 seconds

Attack by type of defense

	Shots	9m	6m	Wing	TF	E7	E2
On def. 6-0	20/37	7/15	4/5	6/13	12	3	2
Fastbreak	6/7				0	0	0

Defense by type

	Total	9m	6m	Wing	Stl.	C7	2m
Def. 6-0	14/30	1/11	1/2	7/11	5	3	2
Fastbreak	3/4				0	0	0

Attack with superiority / minority / goalkeeper out

	Attack				Reaction		
	Att.	Eff.	Shots	TF	FB	LD	Tot.
7 on 6 (GK out)	1	100%	1/1	0	0/0	0/0	0/0
6 on 6 (GK out)	1	100%	1/1	0	0/0	0/0	0/0
6 on 6	51	49%	25/40	11			
5 on 6	2	50%	1/1	1			
6 on 5	2	50%	1/2	0			

Player superiority / GK out counted at the end of attack (in case it changes during attack)

Defense with superiority / minority / goalkeeper out

	Attack				Reaction		
	Att.	Eff.	Shots	TF	FB	LD	Tot.
6 on 6	50	32%	16/27	23			
6 on 5	5	60%	3/5	0			
5 on 6	2	50%	1/2	0			

Numbers show attacking numbers of oponnent. Lower efficiency of oponnent means better defense of this team

#	Jersey number	**Tot.**	Total shooting	**6m**	6m (line) shooting	**9m**	9m shooting	**Wng**	Wing shooting	**FB**	Fastbreak sh.	**7m**	7m penalty sh.
Brk.	Breakthrough sh.	**LD**	Long distance sh.	**As.**	Assists	**PC**	Pass clear chance	**E7**	Eearned 7m pen.	**TF**	Technical faults	**St.**	Steals
2m	2m punishments	**C7.**	Commited 7m	**E2**	Eearned 2m pun.	**YC.**	Yellow cards	**R/B**	Red/Blue cards	**Blk.**	Blocks	**S**	Starting Line-up

23rd IHF Women's Junior (U20) World Championship

Slovenia (Celje and Laško)

Group E, 2. round

Match Team Statistics

Match No. 30

Lithuania 20 - 29 Romania

(11 - 10) (9 - 19)

24.6.2022. 14:30
Attendance: 60
Arena Golovec

Referees: Ante Mikelic (CRO) / Petar Paradina (CRO)

Shot distribution by player

5 M. Lixandroiu

6 A. Coman

	0/1	
1/1		

2 miss.

9 M. Bichir

1/1		

10 M. Ion

17 A. Gogirla

		2/2
0/1	0/1	
1/2	0/2	0/2

19 A. Dumitrascu

		2/2
		1/1

21 A. Ailincai

1/1		

23 B. Tirle

1/1		
		1/1
		1/1

27 M. Mihai

3/3	0/1	
		0/1
		1/1

79 C. Lupei

1/1		2/3

2 post

89 A. Stoica

1/1		2/2
		1/1

1 miss.

90 E. Voica

1/1		

96 I. Necula

1/1		
0/1	0/1	
2/2		2/2

98 L. Matea

TOTAL

7/7	0/1	8/9
0/2	0/3	1/2
7/8	0/2	6/8

2 post 3 miss.

Saves distribution goalkeepers

61 C. Preda

1/6		2/4
2/3		1/3
2/7		1/4

77 S. Rus

		0/1
0/1		

TOTAL

1/6		2/4
2/3		1/4
2/8		1/4

Shots by position

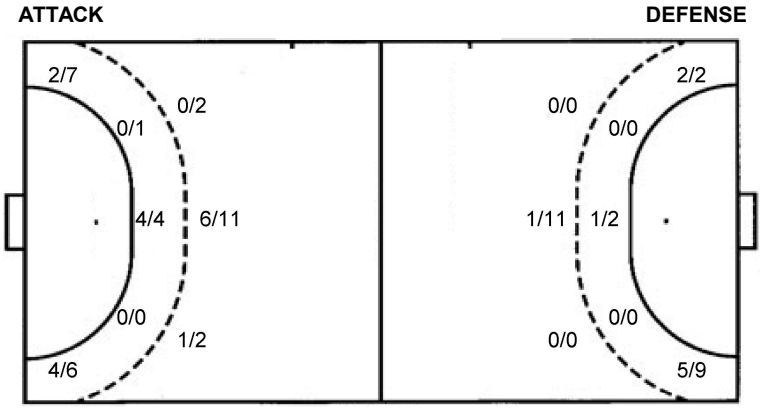

7m penalties	3/3	7m penalties	3/3
Fastbreak	6/7	Fastbreak	3/4
Breakthrough	3/4	Breakthrough	5/6
Long dist.	0/0	Long dist.	0/0

Shooting statistics

Position	Goals	Sav.	Miss.	Post	Blk.	Total	%
Back (9m)	7	7	1	0	0	15	47
Line (6m)	4	1	0	0	0	5	80
Wing	6	3	2	2	0	13	46
7m penalties	3	0	0	0	0	3	100
Fastbreak	6	1	0	0	0	7	86
Breakthrough	3	1	0	0	0	4	75
Total	**29**	**13**	**3**	**2**	**0**	**47**	**62**

#	Jersey number	**Tot.**	Total shooting	**6m**	6m (line) shooting	**9m**	9m shooting	**Wng**	Wing shooting	**FB**	Fastbreak sh.	**7m**	7m penalty sh.
Brk.	Breakthrough sh.	**LD**	Long distance sh.	**As.**	Assists	**PC**	Pass clear chance	**E7**	Eearned 7m pen.	**TF**	Technical faults	**St.**	Steals
2m	2m punishments	**C7.**	Commited 7m	**E2**	Eearned 2m pun.	**YC.**	Yellow cards	**R/B**	Red/Blue cards	**Blk.**	Blocks	**S**	Starting Line-up

23rd IHF Women's Junior (U20) World Championship

Slovenia (Celje and Laško)

Group E, 2. round

Match Team Statistics

Match No. 30

Lithuania 20 - 29 Romania

(11 - 10) (9 - 19)

24.6.2022. 14:30
Attendance: 60
Arena Golovec

Referees: Ante Mikelic (CRO) / Petar Paradina (CRO)

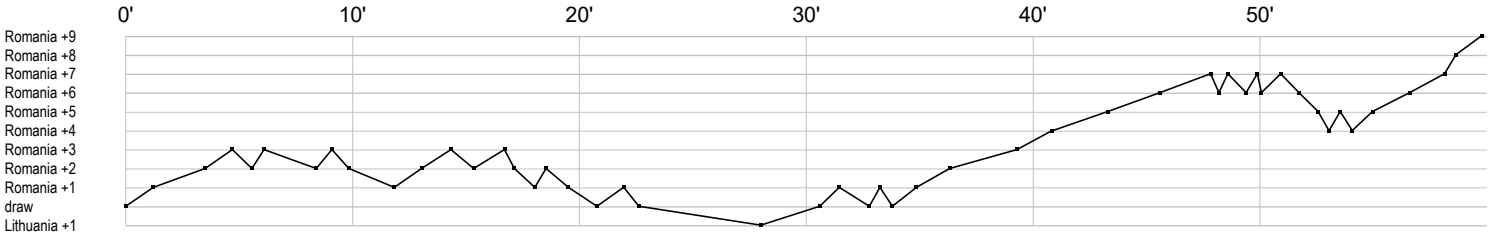

Lithuania



Romania



	In game	**g**	Goal scored	**f**	Missed shot	**a**	Assist	**t**	Technical faults	**b**	Steal
2	2min suspension	**e**	Eearned 7m	**c**	Commited 7m	**y**	Yellow card	**r**	Red Card	**k**	Blue card
i	Eearned 2min.	**x**	Block	**4**	4min suspension	**p**	Pass for clear chance	**s**	Saved shot	**r**	Received goal