



# 23rd IHF Women's Junior (U20) World Championship

Slovenia (Celje and Laško)

Group H, 2. round



Match Team Statistics

Match No. 25

## Poland 25 - 27 Egypt

(14 - 14) (11 - 13)

24.6.2022. 14:30

Attendance: 100

Arena Zlatorog

Referees: Andrej Budzak (SVK) / Michal Zahradnik (SVK)

### Poland

#	Surname and name	S	Goals / shots								Attack					Def.			Penalties			TP			
			Tot.	%	9m	6m	Wing	7m	FB	Brk.	LD	As.	PC	E7	E2	TF	St.	C7	Blk	YC	2m		R	B	
1	HYPKA Aleksandra	S																						49:31	
5	KOPANSKA Paulina		3/6	50	2/5				1/1						2	3	1		2	2	1	1		1	38:45
6	PANKOWSKA Natalia																								
7	GRZESISTA Kamila																								
8	JURENCZYK Karolina	S	6/11	55	6/11									1			1	3	1				1	59:54	
9	JASINSKA Julia																							14:01	
13	GŁĘBOCKA Nikola	S	2/5	40	0/1	1/3				1/1				2		1			1	1				45:59	
15	KOZIOŁ Patrycja	S	1/1	100				1/1												2			1	30:00	
16	SULIGA Oliwia																							0:25	
17	ŚWIERŻEWSKA Justyna	S	1/1	100						1/1				2			1	1	1				1	52:10	
18	GROBELNA Daria		2/3	67			2/3										1							37:43	
19	PASTUSZKA Michalina																								
20	SZCZUKOCKA Sara	S	5/7	71			3/5		2/2									1		1				46:34	
21	GRANICKA Joanna																								
29	BARSKA Iga		0/2	0	0/1	0/1																		10:56	
44	NIEWIADOMSKA Julia	S	5/11	45	1/5			1/2	2/2	1/2				2									1	34:02	
	Team / bench																		3						
	UKUPNO		25/47	53	9/23	1/4	6/9	1/2	5/5	3/4	0/0			9	3	2	3	10	5	5	1	0	5	0	0

#	Surname and name	Saves / shots								
		Tot.	%	9m	6m	Wing	7m	FB	Brk.	LD
1	HYPKA Aleksandra	9/32	28	4/7	1/5	3/9	0/3	0/1	1/7	
16	SULIGA Oliwia	0/2	0				0/2			
	TOTAL	9/34	26	4/7	1/5	3/9	0/5	0/1	1/7	0/0

Coach: Paweł Tetelewski

Number of attacks: 57, Efficiency: 44%, Average Duration: 27.89 seconds

### Attack by type of defense

	Shots	9m	6m	Wing	TF	E7	E2
On def. 6-0	19/40	9/23	1/4	6/9	10	2	3
Fastbreak	5/5				0	0	0

### Defense by type

	Total	9m	6m	Wing	Stl.	C7	2m
Def. 6-0	15/27	2/8	3/3	5/9	5	5	4
Def. 5-1	4/5	1/1	1/2	1/1	0	0	1
Fastbreak	1/1				0	0	0

### Attack with superiority / minority / goalkeeper out

	Attack				Reaction		
	Att.	Eff.	Shots	TF	FB	LD	Tot.
7 on 6 (GK out)	1	0%	0/0	1	0/0	1/1	1/1
6 on 6 (GK out)	3	33%	1/1	2	0/0	1/1	1/1
6 on 6	43	42%	18/36	7			
6 on 5	5	60%	3/5	0			
5 on 6	5	60%	3/5	0			

Player superiority / GK out counted at the end of attack (in case it changes during attack)

### Defense with superiority / minority / goalkeeper out

	Attack				Reaction		
	Att.	Eff.	Shots	TF	FB	LD	Tot.
6 on 6	42	40%	17/28	14			
5 on 6	3	67%	2/3	0			
6 on 5	10	80%	8/8	2			

Numbers show attacking numbers of opponent. Lower efficiency of opponent means better defense of this team

# Jersey number Tot. Total shooting 6m 6m (line) shooting 9m 9m shooting Wng Wing shooting FB Fastbreak sh. 7m 7m penalty sh.  
 Brk. Breakthrough sh. LD Long distance sh. As. Assists PC Pass clear chance E7 Earned 7m pen. TF Technical faults St. Steals  
 2m 2m punishments C7. Committed 7m E2 Earned 2m pun. YC. Yellow cards R/B Red/Blue cards Blk. Blocks S Starting Line-up

Handball statistics and livescore by Toma-soft ltd (www.toma-soft.hr)



# 23rd IHF Women's Junior (U20) World Championship

## Slovenia (Celje and Laško)

### Group H, 2. round



#### Match Team Statistics

Match No. 25

#### Poland 25 - 27 Egypt

(14 - 14) (11 - 13)

24.6.2022. 14:30

Attendance: 100

Arena Zlatorog

Referees: Andrej Budzak (SVK) / Michal Zahradnik (SVK)

#### Shot distribution by player

5 P. Kopańska

		0/1
1/1		1/2
	0/1	1/1

6 N. Pankowska


7 K. Grzesista


8 K. Jureńczyk

		1/1
1/1		0/1
3/3		1/1

1 post 3 miss.

9 J. Jasińska


13 N. Głębocka

1/2		
1/1		

2 post

15 P. Koziol

1/1		

17 J. Świerżewska

1/1		

18 D. Grobelna

1/1		
0/1		
1/1		

19 M. Pastuszka


20 S. Szczukocka

1/1		
0/1	0/1	1/1
		3/3

21 J. Granicka


29 I. Barska

0/2		

44 J. Niewiadomska

1/1	0/2	
1/2	1/2	2/4

#### TOTAL

2/2		1/2
5/8	0/3	2/4
7/10	1/3	7/9

3 post 3 miss.

#### Saves distribution goalkeepers

1 A. Hypka

0/4	0/1	0/1
3/7	2/2	2/6
1/4	1/5	0/4

16 O. Suliga

	0/1	0/1

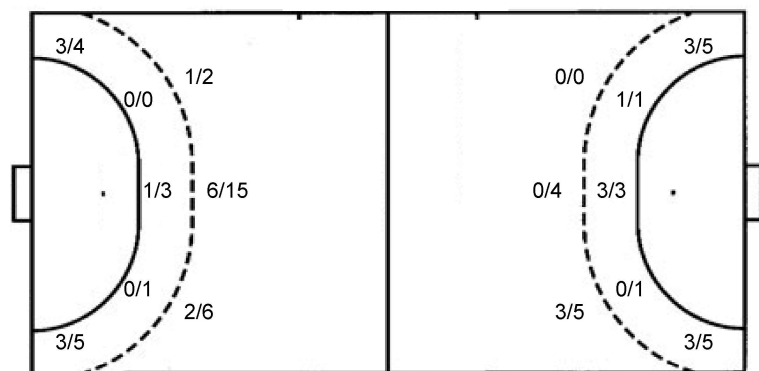
TOTAL

0/4	0/2	0/2
3/7	2/2	2/6
1/4	1/5	0/4

#### Shots by position

ATTACK

DEFENSE



7m penalties 1/2  
 Fastbreak 5/5  
 Breakthrough 3/4  
 Long dist. 0/0

7m penalties 5/5  
 Fastbreak 1/1  
 Breakthrough 6/8  
 Long dist. 2/3

#### Shooting statistics

Position	Goals	Sav.	Miss.	Post	Blk.	Total	%
Back (9m)	9	9	3	2	0	23	39
Line (6m)	1	2	0	1	0	4	25
Wing	6	3	0	0	0	9	67
7m penalties	1	1	0	0	0	2	50
Fastbreak	5	0	0	0	0	5	100
Breakthrough	3	1	0	0	0	4	75
<b>Total</b>	<b>25</b>	<b>16</b>	<b>3</b>	<b>3</b>	<b>0</b>	<b>47</b>	<b>53</b>

# Jersey number Tot. Total shooting 6m 6m (line) shooting 9m 9m shooting Wng Wing shooting FB Fastbreak sh. 7m 7m penalty sh.  
 Brk. Breakthrough sh. LD Long distance sh. As. Assists PC Pass clear chance E7 Earned 7m pen. TF Technical faults St. Steals  
 2m 2m punishments C7. Committed 7m E2 Earned 2m pun. YC. Yellow cards R/B Red/Blue cards Blk. Blocks S Starting Line-up

Handball statistics and livescore by Toma-soft ltd (www.toma-soft.hr)



# 23rd IHF Women's Junior (U20) World Championship

Slovenia (Celje and Laško)

Group H, 2. round



Match Team Statistics

Match No. 25

## Poland 25 - 27 Egypt

(14 - 14) (11 - 13)

24.6.2022. 14:30

Attendance: 100

Arena Zlatorog

Referees: Andrej Budzak (SVK) / Michal Zahradnik (SVK)

### Egypt

#	Surname and name	S	Goals / shots									Attack				Def.			Penalties			TP			
			Tot.	%	9m	6m	Wing	7m	FB	Brk.	LD	As.	PC	E7	E2	TF	St.	C7	Blk	YC	2m		R	B	
1	TAHA Yasmin																								
4	ACCOUSH Amina	S	6/8	75		1/1	3/5			1/1				1	1	1	4								58:24
8	IBRAHIM Mariam		1/2	50	0/1					1/1				3		3	1	5							32:41
10	ISMAIL Shahd	S	2/2	100		2/2								1											41:51
11	ABDALLA Lojin	S	0/2	0	0/2									1			2						1		22:18
14	AHMED Alaa																								
16	OSMAN Mennaallah	S	1/2	50																					60:00
21	MAKLAD Maya																								
25	SEODY Malak	S	7/9	78	0/1			5/5		2/3				1		1	2						1		47:53
28	ABDELRAHMAN Nadein																								
44	IBRAHIM Mariam		0/1	0		0/1										1		1							18:39
66	MAHMOUD Yara	S	4/6	67	0/1	1/1				3/4				1		2	3								39:33
74	ISMAIL Mariam																								
77	AHMED Sarah																								
90	IBRAHIM Noha		3/4	75	3/4									1	1								1		38:41
99	ABDELKADER Jana	S	3/5	60			3/5											1							60:00
	Team / bench																2								
	UKUPNO		27/41	66	3/9	4/5	6/10	5/5	1/1	6/8	2/3			6	2	5	5	16	4	2	0	0	3	0	0

#	Surname and name	Saves / shots								
		Tot.	%	9m	6m	Wing	7m	FB	Brk.	LD
1	TAHA Yasmin	0/1	0				0/1			
16	OSMAN Mennaallah	16/40	40	9/18	2/3	3/9	1/1	0/5	1/4	
	TOTAL	16/41	39	9/18	2/3	3/9	1/2	0/5	1/4	0/0

Coach: Ramy Mohamed

Number of attacks: 55, Efficiency: 49%, Average Duration: 36.05 seconds

### Attack by type of defense

	Shots	9m	6m	Wing	TF	E7	E2
On def. 6-0	15/27	2/8	3/3	5/9	14	5	4
On def. 5-1	4/5	1/1	1/2	1/1	2	0	1
Fastbreak	1/1				0	0	0

### Defense by type

	Total	9m	6m	Wing	Stl.	C7	2m
Def. 6-0	19/40	9/23	1/4	6/9	4	2	3
Fastbreak	5/5				0	0	0

### Attack with superiority / minority / goalkeeper out

	Attack				Reaction		
	Att.	Eff.	Shots	TF	FB	LD	Tot.
6 on 6	42	40%	17/28	14			
5 on 6	3	67%	2/3	0			
6 on 5	10	80%	8/8	2			

Player superiority / GK out counted at the end of attack (in case it changes during attack)

### Defense with superiority / minority / goalkeeper out

	Attack				Reaction		
	Att.	Eff.	Shots	TF	FB	LD	Tot.
7 on 6 (GK out)	1	0%	0/0	1	0/0	1/1	1/1
6 on 6 (GK out)	3	33%	1/1	2	0/0	1/1	1/1
6 on 6	43	42%	18/36	7			
6 on 5	5	60%	3/5	0			
5 on 6	5	60%	3/5	0			

Numbers show attacking numbers of opponent. Lower efficiency of opponent means better defense of this team

# Jersey number Tot. Total shooting 6m 6m (line) shooting 9m 9m shooting Wng Wing shooting FB Fastbreak sh. 7m 7m penalty sh.  
 Brk. Breakthrough sh. LD Long distance sh. As. Assists PC Pass clear chance E7 Earned 7m pen. TF Technical faults St. Steals  
 2m 2m punishments C7. Committed 7m E2 Earned 2m pun. YC. Yellow cards R/B Red/Blue cards Blk. Blocks S Starting Line-up

Handball statistics and livescore by Toma-soft ltd (www.toma-soft.hr)



# 23rd IHF Women's Junior (U20) World Championship

## Slovenia (Celje and Laško)

### Group H, 2. round



#### Match Team Statistics

Match No. 25

#### Poland 25 - 27 Egypt

(14 - 14) (11 - 13)

24.6.2022. 14:30

Attendance: 100

Arena Zlatorog

Referees: Andrej Budzak (SVK) / Michal Zahradnik (SVK)

#### Shot distribution by player

##### 4 A. Accoush

0/1	1/2	
2/2	3/3	

##### 8 M. Ibrahim

		1/1

1 block

##### 10 S. Ismail

	1/1	
1/1		

##### 11 L. Abdalla

0/1		
	0/1	

##### 14 A. Ahmed


##### 21 M. Maklad


##### 25 M. Seoudy

1/1	1/1	1/1
1/1		2/2
		1/1

1 post 1 miss.

##### 28 N. Abdelrahman


##### 44 M. Ibrahim

0/1		

##### 66 Y. Mahmoud

		1/1
1/2		0/1
1/1	1/1	

##### 74 M. Ismail


##### 77 S. Ahmed


##### 90 N. Ibrahim

1/1		
1/1		
1/2		

##### 99 J. Abdelkader

2/2		
	0/1	
1/1		

1 miss.

#### TOTAL

4/4	2/2	2/2
4/7	0/2	4/6
3/4	3/4	4/4

1 post 2 miss. 1 block

#### Saves distribution goalkeepers

##### 1 Y. Taha

0/1		

##### 16 M. Osman

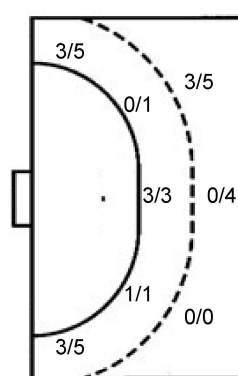
0/2		1/2
3/8	3/3	2/4
3/9	2/3	2/9

##### TOTAL

0/2		1/2
3/8	3/3	2/4
3/10	2/3	2/9

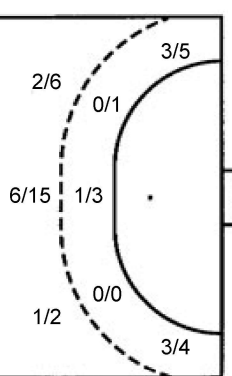
#### Shots by position

##### ATTACK



7m penalties	5/5
Fastbreak	1/1
Breakthrough	6/8
Long dist.	2/3

##### DEFENSE



7m penalties	1/2
Fastbreak	5/5
Breakthrough	3/4
Long dist.	0/0

#### Shooting statistics

Position	Goals	Sav.	Miss.	Post	Blk.	Total	%
Back (9m)	3	4	1	0	1	9	33
Line (6m)	4	1	0	0	0	5	80
Wing	6	3	1	0	0	10	60
7m penalties	5	0	0	0	0	5	100
Fastbreak	1	0	0	0	0	1	100
Breakthrough	6	1	0	1	0	8	75
<b>Total</b>	<b>25</b>	<b>9</b>	<b>2</b>	<b>1</b>	<b>1</b>	<b>38</b>	<b>66</b>

# Jersey number Tot. Total shooting 6m 6m (line) shooting 9m 9m shooting Wng Wing shooting FB Fastbreak sh. 7m 7m penalty sh.  
 Brk. Breakthrough sh. LD Long distance sh. As. Assists PC Pass clear chance E7 Earned 7m pen. TF Technical faults St. Steals  
 2m 2m punishments C7. Committed 7m E2 Earned 2m pun. YC. Yellow cards R/B Red/Blue cards Blk. Blocks S Starting Line-up

Handball statistics and livescore by Toma-soft ltd (www.toma-soft.hr)

