23rd IHF Women's Junior (U20) World Championship

Slovenia (Celje and Laško)

Group B, 2. round

Match Team Statistics

Match No. 18

Guinea 14 - 43 Sweden

(7 - 17) (7 - 26)

23.6.2022. 16:30
Attendance: 100
Arena Zlatorog

Referees: Akram Alzayyat (JOR) / Yasser Awwad (JOR)

Guinea

Players			Goals / shots									Attack					Def.			Penalties				TP
#	Surname and name	S	Tot.	%	9m	6m	Wing	7m	FB	Brk.	LD	As.	PC	E7	E2	TF	St.	C7	Blk	YC	2m	R	B	
1	KABA Téninké	S																						14:17
3	DIARRA Fatoumata	S	0/1	0	0/1											1								23:10
4	SYLLA Yarie	S	2/9	22	0/3		0/2	2/4						1	1	2		2			1			46:56
5	TOLNO Sia Céline	S	3/10	30	3/7	0/2	0/1						1	1	1	2								43:18
6	BARADJI Assa	S	1/2	50			1/2											1			1			19:35
9	DIEYE Keisha		1/1	100	1/1																			20:42
10	KONATE Mama																							11:59
11	DIALLO Fatoumata Binta		3/5	60	2/3	1/1	0/1							1	1	1								34:24
12	CAMARA Nioumangue		0/2	0	0/2									1										16:17
13	CAMARA Bintou		1/2	50			1/2																	4:15
14	YOULA M'mah																							33:04
15	KOUROUMA M'mah	S	2/4	50	2/4													1			1			31:36
17	BARRY Aissatou Ditinn		0/2	0			0/2									1								30:14
18	SOUMAH Aminata																							23:39
22	NYAMY TCHAMY Meganne Daysie	S	1/2	50	0/1	1/1										1		1						36:34
26	TUBANZA Anne Cécile																							30:00
	Team / bench															5								
	UKUPNO		14/40	35	8/22	2/4	2/10	2/4	0/0	0/0	0/0	0	1	4	3	13	0	5	0	0	3	0	0	

Goalkeepers		Saves / shots								
#.	Surname and name	Tot.	%	9m	6m	Wing	7m	FB	Brk.	LD
1	KABA Téninké	2/22	9	1/8	0/4	0/4	0/1	1/3	0/2	
26	TUBANZA Anne Cécile	2/25	8	0/2	0/2	1/7	0/2	1/9	0/3	
	TOTAL	4/47	9	1/10	0/6	1/11	0/3	2/12	0/5	0/0

Coach: **Jean-Louis Leblond**

Number of attacks: 48, Efficiency: 29%, Average Duration: 42.35 seconds

Attack by type of defense

	Shots	9m	6m	Wing	TF	E7	E2
On def. 6-0	12/36	8/22	2/4	2/10	13	4	3
Fastbreak	0/0				0	0	0

Defense by type

	Total	9m	6m	Wing	Stl.	C7	2m
Def. 6-0	27/32	8/12	6/6	8/9	0	5	3
Def. 5-1	3/4	1/1	0/0	2/3	0	0	0
Fastbreak	10/12				0	0	0

Attack with superiority / minority / goalkeeper out

	Attack				Reaction		
	Att.	Eff.	Shots	TF	FB	LD	Tot.
6 on 6 (GK out)	1	0%	0/1	0	0/0	0/0	0/0
6 on 6	38	29%	11/29	9			
6 on 5	5	40%	2/3	2			
5 on 6	4	25%	1/2	2			

Player superiority / GK out counted at the end of attack (in case it changes during attack)

Defense with superiority / minority / goalkeeper out

	Attack				Reaction		
	Att.	Eff.	Shots	TF	FB	LD	Tot.
7 on 6 (GK out)	4	100%	4/4	0	0/0	0/0	0/0
6 on 6	40	75%	30/36	4			
5 on 6	5	100%	5/5	0			
6 on 5	7	57%	4/5	2			

Numbers show attacking numbers of oponnent. Lower efficiency of oponnent means better defense of this team

#	Jersey number	**Tot.**	Total shooting	**6m**	6m (line) shooting	**9m**	9m shooting	**Wng**	Wing shooting	**FB**	Fastbreak sh.	**7m**	7m penalty sh.
Brk.	Breakthrough sh.	**LD**	Long distance sh.	**As.**	Assists	**PC**	Pass clear chance	**E7**	Earned 7m pen.	**TF**	Technical faults	**St.**	Steals
2m	2m punishments	**C7.**	Commited 7m	**E2**	Earned 2m pun.	**YC.**	Yellow cards	**R/B**	Red/Blue cards	**Blk.**	Blocks	**S**	Starting Line-up

23rd IHF Women's Junior (U20) World Championship

Slovenia (Celje and Laško)

Group B, 2. round

Match Team Statistics

Match No. 18

Guinea 14 - 43 Sweden

(7 - 17) (7 - 26)

23.6.2022. 16:30
Attendance: 100
Arena Zlatorog

Referees: Akram Alzayyat (JOR) / Yasser Awwad (JOR)

Shot distribution by player

3 F. Diarra

1 block

4 Y. Sylla

0/1	0/1	
2/2	0/1	

1 post 3 miss.

5 S. Tolno

2/2	1/1	

3 post 3 miss. 1 block

6 A. Baradji

	0/1	1/1

9 K. Dieye

		1/1

10 M. Konate

11 F. Diallo

0/1	3/3	

1 miss.

12 N. Camara

		0/1

1 block

13 B. Camara

1/1		

1 miss.

14 M. Youla

15 M. Kourouma

1/1		1/1

1 post 1 miss.

17 A. Barry

0/1		

1 miss.

18 A. Soumah

22 M. Nyamy Tchamy

		1/1

1 miss.

TOTAL

4/4	1/1	1/1
0/2	0/2	2/2
2/3	3/4	1/2

5 post 11 miss. 3 block

Saves distribution goalkeepers

1 T. Kaba

0/7		0/3
1/2		1/5
0/1		0/3

26 A. Tubanza

0/3	0/1	0/2
0/5		1/2
1/7	0/2	0/2

TOTAL

0/10	0/1	0/5
1/7		2/7
1/8	0/2	0/5

Shots by position

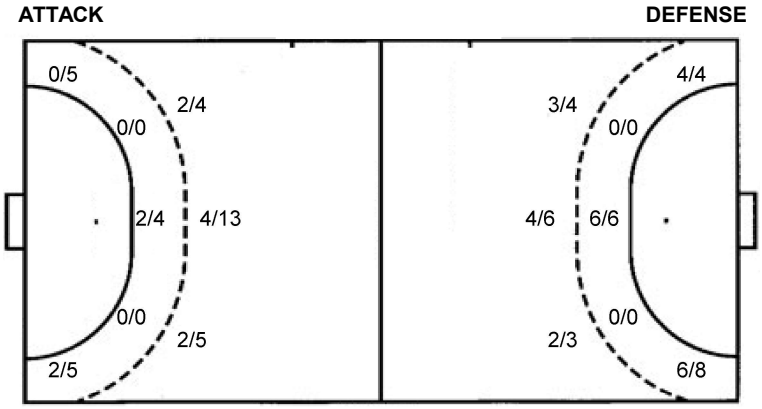

7m penalties	2/4	7m penalties	3/5
Fastbreak	0/0	Fastbreak	10/12
Breakthrough	0/0	Breakthrough	5/5
Long dist.	0/0	Long dist.	0/0

Shooting statistics

Position	Goals	Sav.	Miss.	Post	Blk.	Total	%
Back (9m)	8	2	7	2	3	22	36
Line (6m)	2	0	0	2	0	4	50
Wing	2	5	3	0	0	10	20
7m penalties	2	0	1	1	0	4	50
Fastbreak	0	0	0	0	0	0	0
Breakthrough	0	0	0	0	0	0	0
Total	**14**	**7**	**11**	**5**	**3**	**40**	**35**

#	Jersey number	**Tot.**	Total shooting	**6m**	6m (line) shooting	**9m**	9m shooting	**Wng**	Wing shooting	**FB**	Fastbreak sh.	**7m**	7m penalty sh.
Brk.	Breakthrough sh.	**LD**	Long distance sh.	**As.**	Assists	**PC**	Pass clear chance	**E7**	Eearned 7m pen.	**TF**	Technical faults	**St.**	Steals
2m	2m punishments	**C7.**	Commited 7m	**E2**	Eearned 2m pun.	**YC.**	Yellow cards	**R/B**	Red/Blue cards	**Blk.**	Blocks	**S**	Starting Line-up

23rd IHF Women's Junior (U20) World Championship

Slovenia (Celje and Laško)

Group B, 2. round

Match Team Statistics

Match No. 18

Guinea 14 - 43 Sweden

(7 - 17) (7 - 26)

23.6.2022. 16:30
Attendance: 100
Arena Zlatorog

Referees: Akram Alzayyat (JOR) / Yasser Awwad (JOR)

Sweden

Players			Goals / shots									Attack					Def.			Penalties				TP
#	Surname and name	S	Tot.	%	9m	6m	Wing	7m	FB	Brk.	LD	As.	PC	E7	E2	TF	St.	C7	Blk	YC	2m	R	B	
2	LEISSNER Elin	S	6/6	100	1/1	1/1	1/1		3/3									1			1			47:51
3	JOHANSSON Jennifer		2/3	67			1/1		1/2			1				1	1							12:41
4	ÖSTBLOM Johanna	S	7/9	78	1/1		4/5	1/2	1/1												1			47:38
5	PETERSSON BERGSTEN Clara		4/6	67			2/3		2/3								2							21:49
6	SHOAI HALLBERG Ofelia		6/6	100	1/1	3/3	1/1		1/1							1		1						40:00
7	BLOMST Thea	S	2/2	100		1/1	1/1																	31:46
8	AXNÉR Tyra	S	5/8	63	3/5			1/2	1/1				2	1				1						21:59
9	MUMBONGO Charité		5/6	83	2/3			1/1		2/2		1				2			3					23:52
10	WEDENBY Hanna		4/4	100	1/1	1/1			1/1	1/1		2		1	1									23:33
11	AKESSON Elin	S																						20:29
13	NUHANOVIC Emma		1/2	50	0/1					1/1		3									1			24:10
14	LINDBERG BLOHM Kajsa	S														1								19:39
15	HEIKKA Elin		1/1	100						1/1		1	1	3	2						1			45:36
16	POPAJA Hanna																							
21	MOSSBERG Anna	S																						38:57
	Team / bench															1								
	UKUPNO		43/53	81	9/13	6/6	10/12	3/5	10/12	5/5	0/0	8	3	5	3	6	3	3	3	0	4	0	0	

Goalkeepers		Saves / shots								
#.	Surname and name	Tot.	%	9m	6m	Wing	7m	FB	Brk.	LD
16	POPAJA Hanna									
21	MOSSBERG Anna	7/21	33	2/10	0/2	5/7	0/2			
	TOTAL	7/21	33	2/10	0/2	5/7	0/2	2/0	0/0	0/0

Coach: **Jesper Östlund**

Number of attacks: 56, Efficiency: 77%, Average Duration: 31.71 seconds

Attack by type of defense

	Shots	9m	6m	Wing	TF	E7	E2
On def. 6-0	27/32	8/12	6/6	8/9	6	5	3
On def. 5-1	3/4	1/1	0/0	2/3	0	0	0
Fastbreak	10/12				0	0	0

Defense by type

	Total	9m	6m	Wing	Stl.	C7	2m
Def. 6-0	12/36	8/22	2/4	2/10	3	3	4
Fastbreak	0/0				0	0	0

Attack with superiority / minority / goalkeeper out

	Attack				Reaction		
	Att.	Eff.	Shots	TF	FB	LD	Tot.
7 on 6 (GK out)	4	100%	4/4	0	0/0	0/0	0/0
6 on 6	40	75%	30/36	4			
5 on 6	5	100%	5/5	0			
6 on 5	7	57%	4/5	2			

Player superiority / GK out counted at the end of attack (in case it changes during attack)

Defense with superiority / minority / goalkeeper out

	Attack				Reaction		
	Att.	Eff.	Shots	TF	FB	LD	Tot.
6 on 6 (GK out)	1	0%	0/1	0	0/0	0/0	0/0
6 on 6	38	29%	11/29	9			
6 on 5	5	40%	2/3	2			
5 on 6	4	25%	1/2	2			

Numbers show attacking numbers of oponnent. Lower efficiency of oponnent means better defense of this team

#	Jersey number	**Tot.**	Total shooting	**6m**	6m (line) shooting	**9m**	9m shooting	**Wng**	Wing shooting	**FB**	Fastbreak sh.	**7m**	7m penalty sh.
Brk.	Breakthrough sh.	**LD**	Long distance sh.	**As.**	Assists	**PC**	Pass clear chance	**E7**	Eearned 7m pen.	**TF**	Technical faults	**St.**	Steals
2m	2m punishments	**C7.**	Commited 7m	**E2**	Eearned 2m pun.	**YC.**	Yellow cards	**R/B**	Red/Blue cards	**Blk.**	Blocks	**S**	Starting Line-up

23rd IHF Women's Junior (U20) World Championship

Slovenia (Celje and Laško)

Group B, 2. round

Match Team Statistics

Match No. 18

Guinea 14 - 43 Sweden

(7 - 17) (7 - 26)

23.6.2022. 16:30
Attendance: 100
Arena Zlatorog

Referees: Akram Alzayyat (JOR) / Yasser Awwad (JOR)

Shot distribution by player

2 E. Leissner

2/2		
1/1		1/1
2/2		

3 J. Johansson

1/1		
0/1		

1/1 lob

4 J. Östblom

1/1		1/1
		1/1
2/3		1/1

1 post 1/1 lob

5 C. Petersson Bergsten

1/1		
1/1		0/1
2/2		

1 post

6 O. Shoai Hallberg

2/2	1/1	1/1
		1/1
		1/1

7 T. Blomst

1/1		1/1

8 T. Axnér

1/1		2/2
1/1		
		1/1

2 post 1 miss.

9 C. Mumbongo

1/1		
1/1		1/1
1/1		1/1

1 miss.

10 H. Wedenby

		1/1
1/1		
	1/1	1/1

11 E. Akesson

13 E. Nuhanovic

		0/1
	1/1	

14 K. Lindberg Blohm

15 E. Heikka

1/1		

TOTAL

10/10	1/1	5/5
6/7		5/7
7/8	2/2	5/5

4 post 2 miss. 2/2 lob

Saves distribution goalkeepers

16 H. Popaja

21 A. Mossberg

0/4	0/1	0/1
2/2	2/2	0/2
1/3	1/4	1/2

TOTAL

0/4	0/1	0/1
2/2	2/2	0/2
1/3	1/4	1/2

Shots by position

ATTACK

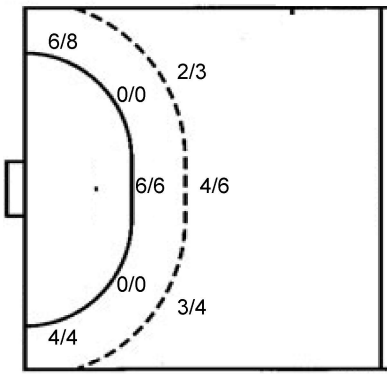

7m penalties	3/5
Fastbreak	10/12
Breakthrough	5/5
Long dist.	0/0

DEFENSE

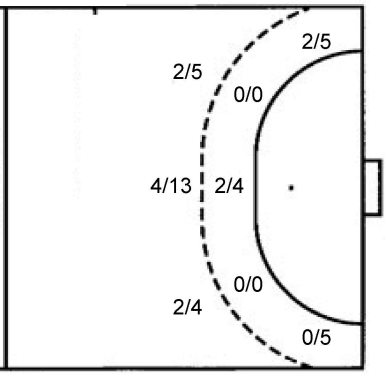

7m penalties	2/4
Fastbreak	0/0
Breakthrough	0/0
Long dist.	0/0

Shooting statistics

Position	Goals	Sav.	Miss.	Post	Blk.	Total	%
Back (9m)	9	1	2	1	0	13	69
Line (6m)	6	0	0	0	0	6	100
Wing	10	1	0	1	0	12	83
7m penalties	3	0	0	2	0	5	60
Fastbreak	10	2	0	0	0	12	83
Breakthrough	5	0	0	0	0	5	100
Total	**43**	**4**	**2**	**4**	**0**	**53**	**81**

#	Jersey number	**Tot.**	Total shooting	**6m**	6m (line) shooting	**9m**	9m shooting	**Wng**	Wing shooting	**FB**	Fastbreak sh.	**7m**	7m penalty sh.
Brk.	Breakthrough sh.	**LD**	Long distance sh.	**As.**	Assists	**PC**	Pass clear chance	**E7**	Earned 7m pen.	**TF**	Technical faults	**St.**	Steals
2m	2m punishments	**C7.**	Commited 7m	**E2**	Earned 2m pun.	**YC.**	Yellow cards	**R/B**	Red/Blue cards	**Blk.**	Blocks	**S**	Starting Line-up

23rd IHF Women's Junior (U20) World Championship

Slovenia (Celje and Laško)

Group B, 2. round

Match Team Statistics

Match No. 18

Guinea 14 - 43 Sweden

(7 - 17) (7 - 26)

23.6.2022. 16:30
Attendance: 100
Arena Zlatorog

Referees: Akram Alzayyat (JOR) / Yasser Awwad (JOR)

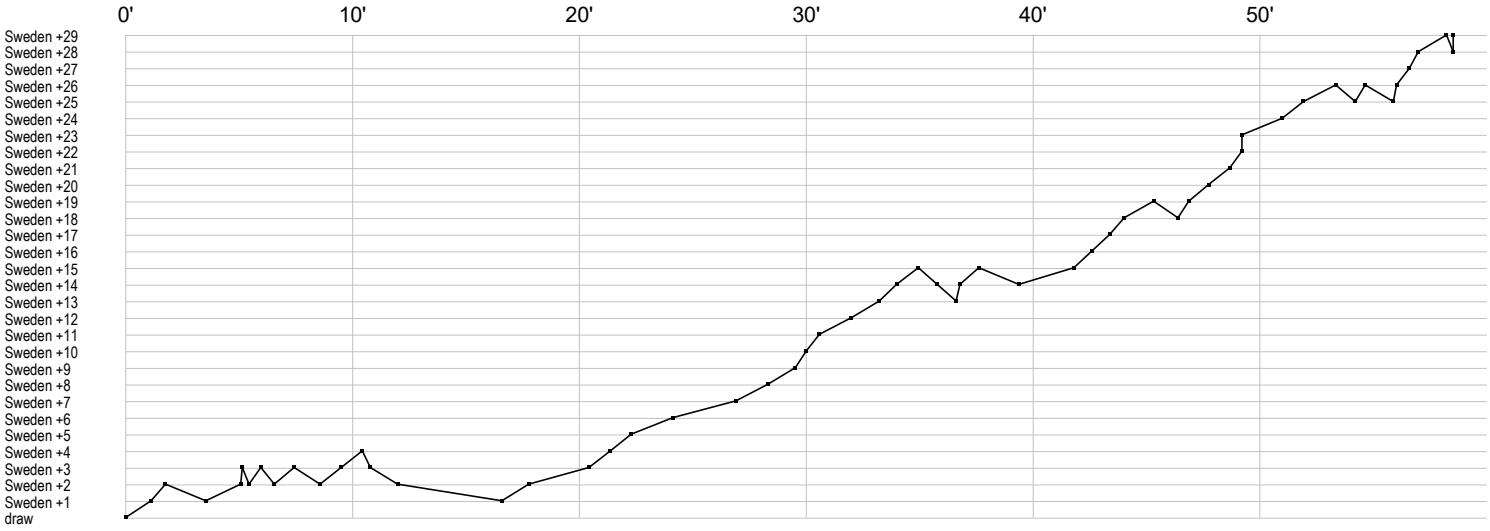

Guinea



Sweden



	In game	**g**	Goal scored	**f**	Missed shot	**a**	Assist	**t**	Technical faults	**b**	Steal
2	2min suspension	**e**	Eearned 7m	**c**	Commited 7m	**y**	Yellow card	**r**	Red Card	**k**	Blue card
i	Eearned 2min.	**x**	Block	**4**	4min suspension	**p**	Pass for clear chance	**s**	Saved shot	**r**	Received goal

Handball statistics and livescore by Toma-soft ltd (www.toma-soft.hr)